



PROVINCIA DE TIERRA DEL FUEGO  
ANTARTIDA E ISLAS DEL ATLANTICO SUR  
REPUBLICA ARGENTINA  
MUNICIPALIDAD DE USHUAIA

"2013 - AÑO DEL BICENTENARIO DE LA ASAMBLEA GENERAL CONSTITUYENTE DE 1813"

372  
NOTA N° /2.013.  
LETRA: Mun. U.-

USHUAIA, 30 DIC 2013

SEÑOR PRESIDENTE:

Por medio de la presente me dirijo a usted, a los efectos de remitir adjunto la Nota N° 753/2013 Letra S.H. Y F. de fecha 23/12/2013, suscripta por el Sr. Secretario de Hacienda y Finanzas, mediante la cual se adjunta la documentación detallada a continuación, a los fines de la remisión al Cuerpo por usted presidido, a saber:

1. **Ejecución Presupuestaria de Gastos** emitida por sistema (Informe B3IJ) al 30/09/2013 y 31/10/2013.
2. **Resumen de Ingresos** emitida por sistema (Informe I3CB) al 30/09/2013 y 31/10/2013.
3. **Estado de Ejecución Presupuestaria** al 30/09/2013 y 31/10/2013 mensual y su acumulado.

Sin otro particular, saludo muy atentamente.

gaf

CONCEJO DELIBERANTE USHUAIA	
MESA DE ENTRADA LEGISLATIVA	
ASUNTOS INGRESADOS	
Fecha:	6/01/14 Hs. 10:05
Numero:	005 Fojas:
Expto. N°	203/2013
Girado:	
Recibido:	

Federico Sciurano  
Intendente  
Municipalidad de Ushuaia

AL SEÑOR PRESIDENTE  
DEL CONCEJO DELIBERANTE  
DE LA CIUDAD DE USHUAIA  
DN. DAMIAN DE MARCO  
S / D



Provincia de Tierra del Fuego  
Antártida e Islas del Atlántico Sur  
MUNICIPALIDAD DE USHUAIA  
CONTADURIA GENERAL

\*2013 - AÑO DEL BICENTENARIO DE LA  
ASAMBLEA GENERAL CONSTITUYENTE DE 1813\*

## Ejecución Presupuestaria (Provisorio)

CONCEPTO	Ejecutado Acumulado (Devengado) al 30/09/2013	
	Importe	% V
<b>I-TOTAL DE RECURSOS CORRIENTES</b>	<b>445.388.192,89</b>	<b>102,55</b>
<b>Total de la Administración Central</b>	<b>445.388.192,89</b>	<b>102,55</b>
De jurisdicción Municipal	89.205.970,78	20,54
* De Afectación General	84.227.593,04	19,39
Impuesto Automotor	24.967.302,69	5,75
Impuesto Inmobiliario	14.196.275,93	3,27
Tasa General Serv. Municip.	13.027.485,05	3,00
Habilitación Comercial	254.520,50	0,06
Multas por Infracciones	4.851.261,68	1,12
Tasa Activ. Comercio e Industria	11.569.824,07	2,66
Derecho Ventas Ambulantes	2.490,00	0,00
Publicidad y Propaganda	173.716,66	0,04
Estacionamiento Medido	24.400,00	0,01
Ingresos Varios	549.766,93	0,13
Redes de Gas	11,28	0,00
Servicio Inspección Veterinaria	70.518,62	0,02
Derechos de Oficinas	2.014.138,07	0,46
Der, Ocup. Y Uso Esp. Público	174.855,74	0,04
Derechos Espectáculos Públicos	22.822,00	0,01
Permiso U, Y D, Matadero	62.895,17	0,01
Derechos de Construcción	401.744,86	0,09
Tasa S, Esp, Limp, E Higiene	2.767.834,26	0,64
Derechos de Cementerio	544.696,55	0,13
Contribución por Mejoras	305.125,25	0,07
Intereses de Financiación	3.710.355,64	0,85
Contribución por Mejoras - Secc. Centro	3.930,54	0,00
Contribución por Mejoras - Secc. Este	14.696,73	0,00
Contribución por Mejoras - Secc. Oeste	29.618,68	0,01
Contribución Mejoras Pav, Bº Los Calafates y T, Bridges	89.290,04	0,02
Contribución Mejoras Pav, Bº El Libertador y 12 Octub.	88.608,78	0,02
Contribución Mejoras Pav, Bº IPV 2da. Etapa	75.037,55	0,02
Otros intereses	1.243.335,39	0,29
Uso de Calesita y Juegos Mecánicos	71.526,00	0,02
Tasa de Verificación de Estructuras de Ant	361.000,00	0,08
Convenios Varios	2.558.508,38	0,59
* Cuentas Especiales (De afectación específica)	4.878.377,74	1,15
Arancel Deportes Varios	287.991,17	0,07
Arancel Uso Natatorio	0,02	0,00
Alquiler de Instalaciones	1.350,00	0,00
Recupero Ordenanza 2243	1.683.132,54	0,39
Convenio Alumbrado Público	2.965.963,79	0,68
Convenio Revisión Técnica Obligatoria	31.998,88	0,01
Fondo Voluntario Infraestructura Escolar	41,34	0,00
Fondo Promoción del Deporte	7.900,00	0,00
De Jurisdicción Provincial	356.182.222,11	82,01
Coparticipación	341.164.178,39	78,55
Coparticipación Fondo Federal Solidario	10.626.252,71	2,45
Coparticipación- Fondo Fiduciario	4.391.791,01	1,01
<b>II- TOTAL EROGACIONES CORRIENTES</b>	<b>378.165.863,28</b>	<b>87,07</b>
Total Administración Central	378.165.863,28	87,07
Personal	287.023.857,10	66,09
Bienes de Consumo	6.492.300,60	1,49
Servicios	77.680.875,38	17,89
Transferencias	6.968.830,20	1,60
<b>III- AHORRO CORRIENTE - RDO ECON. (I - II)</b>	<b>67.222.329,61</b>	<b>15,48</b>
<b>IV - RECURSOS DE CAPITAL</b>	<b>3.099.993,32</b>	<b>0,71</b>
Total Administración Central	3.099.993,32	0,71
Reembolso de Préstamos	0,13	0,00
Reembolso de Préstamos	0,13	0,00
De jurisdicción Municipal	3.099.993,19	0,71
Venta de Activos Fijos	3.099.993,19	0,71
Venta de Terrenos Fiscales	814.641,79	0,19
Gestión y Venta de Tierras Fiscales	2.285.351,40	0,53
<b>V- EROGACIONES DE CAPITAL</b>	<b>56.146.464,15</b>	<b>12,93</b>
Total Administración Central	56.146.464,15	12,93
Bienes de Capital	1.227.796,37	0,28
Trabajos Públicos	54.918.667,78	12,64
<b>VI - TOTAL DE RECURSOS (I + IV)</b>	<b>448.488.186,21</b>	<b>103,26</b>
<b>VII - TOTAL DE EROGACIONES (II + V)</b>	<b>434.312.327,43</b>	<b>100,00</b>
<b>VIII- NECES. DE FCIAMIENTO - RDO FCIERO (III + IV-V)</b>	<b>14.175.858,78</b>	<b>3,26</b>
<b>IX - FINANCIAMIENTO NETO</b>	<b>17.211.264,58</b>	<b>3,86</b>
Fuentes	18.349.386,58	4,22
Aportes No Reintegrables	1.235.688,00	0,28
Convenio 6368 Prog. Fed. Int. Sociocomunitaria	1.185.688,00	0,27
Aporte Sector Privado Para Eventos	30.000,00	0,01
Aporte Nac. Festival Int. de Cine de Montaña	20.000,00	0,00
Otras Fuentes	17.113.698,58	3,94
Resultados Ejercicios Anteriores	17.113.698,58	3,94
Rdos. Ej. Anteriores-Remanente Ley 766	1.530.509,25	0,35
Rdos. Ej. Anteriores-Remanente Fondo Federal Solidario	660.346,86	0,15
Rdos. Ej. Anteriores-Remanente Demanda Habitacional	14.922.842,47	3,44
Usos	1.138.122,00	0,26
Amortización de la Deuda	1.138.122,00	0,26
Resultado de la Ejecución	31.387.123,36	

## Observación para el mes de SEPTIEMBRE de 2013

Los fondos de Coparticipación informados por medio del informe I3CB, adjunto a la presente, no es coincidente con el dato comunicado en la Ejecución, debiéndose esto a la dilación existente en el procesamiento del ingreso del recurso mencionado. Por tal motivo, considerar como recursos de Coparticipación efectivamente ingresados, los valores informados al cierre del mes bajo análisis, consignados los mismos en la presente Ejecución.

"Las Islas Malvinas, Georgias y Sandwich del Sur son y serán argentinas"

CP STELLA MARIS CAMPOS  
Subcontador General  
Municipalidad de Ushuaia



Execución Presupuestaria Docimas (Provisorio)

2013 AÑO DEL GOBIERNO LOCAL  
ASAMBLA GENERAL CONSTITUYENTE DEL 18°

	01/13	02/13	Acumulado a 02/13	03/13	Acumulado a 03/13	04/13	Acumulado a 04/13	05/13	Acumulado a 05/13	06/13	Acumulado a 06/13	07/13	Acumulado a 07/13	08/13	Acumulado a 08/13	09/13	Acumulado a 09/13
<b>TOTAL DE RECURSOS CORRIENTES</b>	<b>33.910.344,28</b>	<b>47.402.133,34</b>	<b>81.312.477,62</b>	<b>40.797.303,58</b>	<b>128.110.001,20</b>	<b>45.994.539,12</b>	<b>174.104.540,32</b>	<b>48.535.124,07</b>	<b>222.632.652,99</b>	<b>52.317.149,97</b>	<b>274.956.793,96</b>	<b>58.347.735,37</b>	<b>324.304.529,33</b>	<b>57.381.767,14</b>	<b>391.686.296,47</b>	<b>63.701.939,42</b>	<b>445.388.192,89</b>
Total de la Administración Central	33.910.344,28	47.402.133,34	81.312.477,62	40.797.303,58	128.110.001,20	45.994.539,12	174.104.540,32	48.535.124,07	222.632.652,99	52.317.149,97	274.956.793,96	58.347.735,37	324.304.529,33	57.381.767,14	391.686.296,47	63.701.939,42	445.388.192,89
De la Administración Municipal	6.071.549,92	10.807.508,32	16.878.897,24	11.050.252,49	27.728.109,73	8.846.039,47	35.146.399,61	9.885.612,07	44.770.521,33	8.216.015,18	54.076.858,67	9.965.090,41	64.041.959,08	12.797.737,41	76.839.622,49	12.366.272,29	88.202.897,78
De la Administración Provincial	5.856.158,22	9.802.737,46	15.658.895,68	10.858.789,40	26.517.695,08	6.628.714,53	35.146.399,61	9.624.121,72	44.770.521,33	8.216.015,18	54.076.858,67	9.965.090,41	64.041.959,08	12.797.737,41	76.839.622,49	12.366.272,29	88.202.897,78
Impuesto Automotor	2.449.948,69	3.510.723,35	5.960.872,04	2.492.455,94	8.453.127,88	3.058.284,63	11.511.412,51	2.349.890,61	13.861.303,12	2.619.079,02	16.880.982,14	2.480.930,58	19.160.416,52	3.248.293,04	22.408.666,42	2.558.542,27	24.967.202,69
Impuesto Inmobiliario	1.600.871,83	2.144.139,84	3.510.723,35	2.114.159,84	4.525.774,97	5.925.032,22	1.908.295,31	1.908.295,31	7.833.327,55	1.340.090,72	9.173.418,25	1.940.439,98	11.113.857,81	1.413.783,37	12.527.641,52	1.668.934,41	14.196.275,93
Tasa General Serv. Municipal	354.888,94	1.318.421,55	1.673.308,49	2.114.159,84	2.629.985,41	1.081.812,58	5.385.106,49	1.798.525,06	7.183.244,11	1.088.525,06	8.269.768,17	1.738.545,01	10.006.314,18	1.218.147,00	11.226.461,18	1.801.023,87	13.027.485,05
Habilitación Comercial	24.002,09	14.752,00	38.754,09	23.800,55	62.554,64	20.517,87	83.072,51	50.542,82	133.297,33	24.191,17	26.230,00	64.819,95	108.934,95	129.117,00	122.808,50	234.250,50	259.502,50
Multas por Infracciones	231.983,48	394.466,41	625.849,89	23.800,55	556.738,58	457.313,06	1.639.901,53	759.582,37	2.393.483,90	466.093,53	2.865.887,43	648.919,95	3.514.507,39	1.338.341,12	4.853.858,56	4.368.352,66	5.191.261,56
Tasa Activ. Comercio e Industria	1.071.629,83	1.484.673,80	2.556.208,63	1.413.218,59	3.949.427,22	1.289.927,39	5.219.954,61	1.180.886,62	6.400.041,23	1.207.621,14	7.607.662,37	1.338.341,12	8.946.003,49	1.422.380,47	10.368.383,96	1.201.460,11	11.569.824,07
Derechos Varas Ambulantes	1.080,00	1.670,00	1.580,00	600,00	2.160,00	0,00	2.160,00	0,00	2.160,00	90,00	2.250,00	120,00	2.370,00	16.362,41	157.025,66	2.400,00	16.991,00
Publicidad y Propaganda	18.463,13	21.004,88	39.468,01	25.189,36	64.657,37	22.867,19	87.524,52	16.233,03	103.557,55	18.221,06	121.778,61	18.894,64	140.663,25	2.650,00	157.025,66	2.900,00	173.716,66
Estacionamiento Mercado	4.630,00	2.230,00	6.860,00	1.200,00	8.060,00	1.250,00	9.310,00	3.100,00	12.410,00	2.700,00	15.110,00	3.800,00	19.910,00	6.682,08	22.712,08	6.682,08	29.394,16
Ingresos Varos	5.995,82	5.227,01	11.222,83	31.160,81	42.330,44	42.921,21	85.304,65	76.812,16	162.117,16	110.512,66	212.629,82	199.406,02	472.029,82	8.682,08	472.029,82	8.682,08	480.717,92
Reudas de Gas	0,00	0,00	0,00	5.905,03	0,00	5.404,07	20.357,50	0,00	0,00	0,00	18.320,70	0,00	0,00	1,94	6,64	0,00	70.518,62
Servicios Inspección Veterinaria	199,00	8.849,40	9.048,40	9.048,40	14.953,43	5.404,07	20.357,50	0,00	0,00	4.678,00	43.356,20	1,94	57.137,20	5.068,94	62.205,24	8.313,38	70.518,62
Derechos de Oficinas	200.002,08	178.233,10	379.135,48	171.158,27	550.293,45	171.747,86	722.041,31	167.024,37	888.065,68	150.013,68	1.039.079,37	308.249,52	1.347.328,89	307.083,84	1.654.412,73	359.726,34	2.014.138,07
Der.Ocup. y Uso Esp. Publico	12.902,09	15.088,80	27.991,89	26.525,03	54.516,92	22.185,96	76.702,88	0,00	97.127,87	15.800,82	112.928,49	23.990,40	136.908,89	17.127,68	154.036,57	0,00	174.855,74
Derechos Espectáculos Públicos	0,00	0,00	0,00	0,00	0,00	0,00	0,00	12.285,00	12.285,00	9.737,00	22.022,00	0,00	32.000,00	800,00	32.800,00	0,00	33.600,00
Permiso U y D. Matadero	0,00	0,00	0,00	0,00	0,00	0,00	0,00	0,00	0,00	0,00	0,00	0,00	0,00	0,00	0,00	0,00	0,00
Derechos de Construcción	39.541,42	48.437,77	87.979,19	33.118,26	121.087,45	51.676,50	172.773,96	40.204,90	212.987,85	40.950,29	253.929,14	53.843,26	307.772,40	57.606,10	365.378,50	36.366,36	401.744,86
Tasa S. Esp. Limp.E Higienia	24.603,03	36.420,57	60.908,80	30.850,20	91.757,00	17.154,78,89	115.478,69	42.168,62	157.637,51	162.051,70	1.737.919,21	241.759,44	1.979.678,65	53.141,62	2.419.542,82	4.408,29,44	2.424.051,26
Derechos de Cemento	72.266,45	48.948,46	121.314,91	54.233,30	175.548,21	68.043,90	243.592,11	5.233,48	298.825,59	42.846,68	348.072,27	84.572,18	432.649,45	190.743,10	613.392,55	5.905,48	619.298,03
Contribucion por Mejoras	28.432,26	23.652,00	62.086,26	32.808,52	84.894,78	31.281,06	116.155,84	28.430,59	144.586,43	22.814,41	167.400,84	23.342,86	190.743,10	23.285,90	214.009,80	3.051,55	217.061,35
Ingresos de Financiacón	333.622,46	473.312,51	806.924,97	421.450,37	1.228.385,34	379.334,94	1.607.720,18	410.813,65	2.018.533,83	395.523,33	2.414.057,16	433.664,62	2.847.721,78	2.003,84	2.849.725,62	2.003,84	3.710.530,54
Contribucion por Mejoras - Secc. Centro	137,27	214,28	391,55	39,74	787,29	230,58	621,87	29,83	119,62	1.117,90	1.769,60	234,24	2.003,84	1.688,78	3.692,62	237,92	3.930,74
Contribucion por Mejoras - Secc. Oeste	1.853,07	1.711,51	3.294,58	1.623,12	4.917,70	1.622,56	6.540,26	8.457,18	12.916,82	1.207,49	9.664,67	1.488,43	11.213,30	2.154,49	13.367,79	1.328,94	14.696,73
Contribucion por Mejoras - Secc. Norte	1.515,06	3.392,31	4.907,37	3.392,31	8.541,19	5.074,44	13.615,63	4.591,88	18.207,51	2.711,79	20.919,30	1.708,41	22.627,71	1.567,09	24.194,80	5.423,88	29.618,68
Contribucion Mejoras Pav. Pr. El Calafates y T. Bridges	16.748,44	8.795,06	25.500,50	9.138,46	34.638,96	9.332,04	43.971,90	8.734,35	52.705,35	7.078,80	60.783,38	11.323,17	71.105,55	9.774,46	80.881,02	4.408,02	85.289,04
Contribucion Mejoras Pav. Pr. El Libertador y T. Octubre	10.993,94	11.113,70	22.500,94	14.800,55	36.006,99	8.034,99	44.042,53	6.960,14	51.002,73	7.147,81	58.150,54	1.935,47	60.086,01	8.449,93	68.535,94	12.473,18	81.009,12
Contribucion Mejoras Pav. Pr. El Libertador y T. Octubre	5.800,95	7.847,64	13.548,56	13.548,56	27.914,04	8.034,99	35.949,03	5.592,14	41.541,17	6.347,61	47.888,78	1.935,47	49.824,25	12.705,66	62.530,91	6.964,51	69.495,42
Contribucion Mejoras Pav. Pr. El Libertador y T. Octubre	182.993,41	268.669,32	459.582,73	161.679,81	621.260,74	183.982,10	805.083,10	122.375,37	927.458,47	31.610,70	959.069,17	70.529,38	1.028.698,55	114.514,36	1.143.212,91	1.243.335,99	1.386.548,98
Otros de Intereses	19.852,00	9.828,00	29.280,00	17.000,00	46.280,00	8.320,00	54.600,00	4.522,00	59.122,00	40.200,00	99.322,00	0,00	119.522,00	1.632,00	121.154,00	0,00	121.154,00
Tasa de Verificación de Estructuras de Art	0,00	0,00	0,00	0,00	0,00	21.000,00	21.000,00	152.000,00	173.000,00	40.000,00	213.000,00	0,00	213.000,00	0,00	213.000,00	0,00	213.000,00
Convenios Varos	0,00	0,00	0,00	0,00	0,00	0,00	0,00	0,00	0,00	0,00	0,00	0,00	0,00	0,00	0,00	0,00	0,00
* Cuentas Especiales (De atec. específica)	215.190,70	204.770,86	419.961,56	191.463,09	611.424,65	217.324,93	828.749,58	281.570,88	1.090.320,16	192.559,47	1.282.879,63	270.048,00	1.552.927,63	3.237.966,32	4.790.893,96	1.87.443,79	4.978.377,74
Arancel Deportes Varos	26.566,04	20.211,00	46.767,04	27.803,07	74.570,11	36.074,34	110.644,45	33.750,00	144.394,45	31.886,00	176.280,45	39.315,00	215.605,45	37.018,71	252.624,16	35.367,01	287.991,17
Arancel Uso Matadero	0,00	0,00	0,00	0,00	0,00	0,00	0,00	0,00	0,00	0,00	0,00	0,00	0,00	0,00	0,00	0,00	0,00
Aquilar de Instalaciones	0,00	0,00	0,00	0,00	0,00	0,00	0,00	0,00	0,00	0,00	0,00	0,00	0,00	0,00	0,00	0,00	0,00
Recupero Ordenanza 2243	188.634,66	184.518,52	373.153,18	163.660,02	536.813,20	181.250,59	718.063,79	211.400,90	929.464,69	160.663,47	1.090.128,16	215.153,80	1.305.281,96	1.350,00	1.350,00	0,00	1.350,00
Convenio Alumbrado Publico	0,00	0,00	0,00	0,00	0,00	0,00	0,00	0,00	0,00	0,00	0,00	0,00	0,00	0,00	0,00	0,00	0,00
Convenio Revisión Técnica Obligatoria	0,00	0,00	0,00	0,00	0,00	0,00	0,00	0,00	0,00	0,00	0,00	0,00	0,00	0,00	0,00	0,00	0,00
Fondo Voluntario Infraestructura Escolar	41,34	41,34	41,34	0,00	41,34	0,00	41,34	0,00	41,34	0,00	41,34	0,00	41,34	0,00	41,34	0,00	41,34
Fondo Promocion del Deporte	0,00	0,00	0,00	0,00	0,00	0,00	0,00	0,00	0,00	0,00	0,00	0,00	0,00	0,00	0,00	0,00	0,00
De Jurisdicción Provincial	33.839.199,36	37.394.															



Ejecución Presupuestaria por mes (Provisorio)


	01/13	02/13	Acumulado a 02/13	03/13	Acumulado a 03/13	04/13	Acumulado a 04/13	05/13	Acumulado a 05/13	06/13	Acumulado a 06/13	07/13	Acumulado a 07/13	08/13	Acumulado a 08/13	09/13	Acumulado a 09/13
Gestión y Venta de Tierras Fiscales	297.766,34	217.354,68	515.121,02	221.385,67	736.506,69	251.763,81	988.270,50	253.556,51	1.241.827,01	167.749,11	1.409.576,12	267.926,21	1.677.502,33	251.825,37	1.929.327,70	356.023,70	2.285.351,40
<b>V- EROGACIONES DE CAPITAL</b>	<b>681.238,24</b>	<b>4.459.654,47</b>	<b>5.140.892,71</b>	<b>15.034.796,62</b>	<b>20.175.689,33</b>	<b>5.760.930,55</b>	<b>25.936.619,88</b>	<b>14.044.934,74</b>	<b>39.981.554,62</b>	<b>3.277.176,92</b>	<b>43.258.731,54</b>	<b>4.355.005,15</b>	<b>47.613.736,69</b>	<b>5.029.028,37</b>	<b>52.642.765,06</b>	<b>3.503.699,09</b>	<b>56.146.464,15</b>
Total Administración Central	681.238,24	4.459.654,47	5.140.892,71	15.034.796,62	20.175.689,33	5.760.930,55	25.936.619,88	14.044.934,74	39.981.554,62	3.277.176,92	43.258.731,54	4.355.005,15	47.613.736,69	5.029.028,37	52.642.765,06	3.503.699,09	56.146.464,15
Bienes de Capital	0,00	3.622,65	3.622,65	144.541,83	148.164,48	163.561,06	311.725,54	261.355,85	573.081,39	37.636,04	610.717,43	202.402,12	813.119,55	214.822,06	1.027.941,61	199.854,76	1.227.796,37
Trabajos Públicos	681.238,24	4.456.031,82	5.137.270,06	14.890.254,79	20.027.524,85	5.597.369,49	25.624.894,34	13.783.578,89	39.408.473,23	3.239.540,88	42.648.014,11	4.152.603,03	46.800.617,14	4.814.206,31	51.614.823,45	3.303.844,33	54.918.667,78
<b>VI- TOTAL DE RECURSOS (I + IV)</b>	<b>40.260.547,01</b>	<b>47.659.869,14</b>	<b>87.920.416,15</b>	<b>41.071.314,91</b>	<b>129.991.721,06</b>	<b>46.429.511,11</b>	<b>175.421.242,17</b>	<b>48.892.763,29</b>	<b>224.314.005,46</b>	<b>52.548.948,00</b>	<b>276.862.953,46</b>	<b>59.706.413,92</b>	<b>336.569.267,38</b>	<b>57.717.544,86</b>	<b>394.286.812,24</b>	<b>54.201.373,97</b>	<b>448.488.186,21</b>
<b>VII- TOTAL DE EROGACIONES (III + V)</b>	<b>33.763.332,94</b>	<b>37.643.387,12</b>	<b>71.416.720,06</b>	<b>55.398.621,90</b>	<b>126.815.341,96</b>	<b>45.831.084,15</b>	<b>172.646.426,11</b>	<b>55.497.091,40</b>	<b>229.143.517,51</b>	<b>55.467.316,37</b>	<b>283.610.833,88</b>	<b>49.071.194,88</b>	<b>332.682.028,76</b>	<b>52.288.070,89</b>	<b>394.970.099,62</b>	<b>49.342.227,81</b>	<b>434.312.327,43</b>
<b>VIII- NECES. DE FCMTO - RDO FGIERO (III + IV - V)</b>	<b>6.497.214,07</b>	<b>10.006.482,02</b>	<b>16.503.696,09</b>	<b>-14.327.306,99</b>	<b>2.176.389,10</b>	<b>598.426,96</b>	<b>2.774.816,06</b>	<b>-6.604.328,11</b>	<b>-3.829.512,05</b>	<b>-2.918.468,37</b>	<b>-6.747.980,42</b>	<b>10.635.219,04</b>	<b>3.887.238,62</b>	<b>5.429.474,00</b>	<b>9.316.712,62</b>	<b>4.859.146,16</b>	<b>14.175.858,78</b>
<b>IX- FINANCIAMIENTO NETO</b>	<b>-126.458,00</b>	<b>-126.458,00</b>	<b>-252.916,00</b>	<b>1.059.230,00</b>	<b>805.314,00</b>	<b>-126.458,00</b>	<b>679.856,00</b>	<b>16.987.240,58</b>	<b>17.667.096,58</b>	<b>-86.458,00</b>	<b>17.570.638,58</b>	<b>-126.458,00</b>	<b>17.444.180,58</b>	<b>-106.458,00</b>	<b>17.337.722,58</b>	<b>-126.458,00</b>	<b>17.211.264,58</b>
Fuentes	0,00	0,00	0,00	1.185.688,00	1.185.688,00	0,00	1.185.688,00	17.113.698,58	18.299.386,58	30.000,00	18.329.386,58	0,00	18.329.386,58	20.000,00	18.349.386,58	0,00	18.349.386,58
Aportes No Reintegrables	0,00	0,00	0,00	1.185.688,00	1.185.688,00	0,00	1.185.688,00	0,00	1.185.688,00	30.000,00	1.215.688,00	0,00	1.215.688,00	20.000,00	1.235.688,00	0,00	1.235.688,00
Convenio 6368 Prog. Fed. Int. Sociocomunitaria	0,00	0,00	0,00	1.185.688,00	1.185.688,00	0,00	1.185.688,00	0,00	1.185.688,00	0,00	1.185.688,00	0,00	1.185.688,00	0,00	1.185.688,00	0,00	1.185.688,00
Aporte Sector Privado Para Eventos	0,00	0,00	0,00	0,00	0,00	0,00	0,00	0,00	0,00	30.000,00	30.000,00	0,00	30.000,00	0,00	30.000,00	0,00	30.000,00
Aporte Nac. Festival Int. de Cine de Montaña	0,00	0,00	0,00	0,00	0,00	0,00	0,00	0,00	0,00	0,00	0,00	0,00	0,00	20.000,00	20.000,00	0,00	20.000,00
Otras Fuentes	0,00	0,00	0,00	0,00	0,00	0,00	0,00	17.113.698,58	17.113.698,58	0,00	17.113.698,58	0,00	17.113.698,58	0,00	17.113.698,58	0,00	17.113.698,58
Resultados Ejercicios Anteriores	0,00	0,00	0,00	0,00	0,00	0,00	0,00	0,00	0,00	0,00	0,00	0,00	0,00	0,00	0,00	0,00	0,00
Rdos. Ej. Anteriores-Remanente Ley 766	0,00	0,00	0,00	0,00	0,00	0,00	0,00	0,00	0,00	0,00	0,00	0,00	0,00	0,00	0,00	0,00	0,00
Rdos. Ej. Anteriores-Remanente Fondo Federal Solidario	0,00	0,00	0,00	0,00	0,00	0,00	0,00	1.530.509,25	1.530.509,25	0,00	1.530.509,25	0,00	1.530.509,25	0,00	1.530.509,25	0,00	1.530.509,25
Rdos. Ej. Anteriores-Remanente Demanda Habitacional	0,00	0,00	0,00	0,00	0,00	0,00	0,00	660.346,86	660.346,86	0,00	660.346,86	0,00	660.346,86	0,00	660.346,86	0,00	660.346,86
Usos	126.458,00	126.458,00	252.916,00	126.458,00	379.374,00	126.458,00	505.832,00	126.458,00	632.290,00	126.458,00	758.748,00	126.458,00	885.206,00	126.458,00	1.011.664,00	126.458,00	1.138.122,00
Amortización de la Deuda	126.458,00	126.458,00	252.916,00	126.458,00	379.374,00	126.458,00	505.832,00	126.458,00	632.290,00	126.458,00	758.748,00	126.458,00	885.206,00	126.458,00	1.011.664,00	126.458,00	1.138.122,00
<b>Resultado de la Ejecución</b>	<b>6.370.756,07</b>	<b>9.880.024,02</b>	<b>16.250.780,09</b>	<b>-13.268.076,99</b>	<b>2.982.703,10</b>	<b>471.968,96</b>	<b>3.454.672,06</b>	<b>10.382.912,47</b>	<b>13.837.584,53</b>	<b>-3.014.926,37</b>	<b>10.822.658,16</b>	<b>10.508.761,04</b>	<b>21.331.419,20</b>	<b>5.323.016,00</b>	<b>26.654.435,20</b>	<b>4.732.688,16</b>	<b>31.387.123,36</b>

*[Firma manuscrita]*  
 D. P. STELLA MARIS CAMPOS  
 Subcontador General  
 Municipalidad de Ushuaia

Cuenta	Votado	Aumentos	Disminuciones	Crd.Definitivo	Ingresos	Saldo	Preventivo	Definitivo	Devengado	Mand a Pagar	Pagado	Dev No Pagado	Saldo Reservas
338 012	130,942.00	106,000.00	0.00	236,942.00	0.00	106,766.51	128,646.09	122,507.97	63,876.79	61,953.80	58,893.79	4,983.00	1,529.40
338 013	15,713,082.60	0.00	106,000.00	15,607,082.60	0.00	56,146.61	15,550,935.99	6,697,525.90	6,008,393.76	6,006,343.76	6,000,569.47	7,824.29	0.00
338 031	79,018.00	0.00	0.00	79,018.00	0.00	79,018.00	0.00	0.00	0.00	0.00	0.00	0.00	0.00
338 051	389,510.00	0.00	0.00	389,510.00	0.00	354,397.40	35,112.60	12,831.88	4,970.00	4,970.00	4,970.00	0.00	0.00
338 052	4,292,464.00	0.00	0.00	4,292,464.00	0.00	2,629,452.77	1,662,660.91	1,647,346.12	1,562,741.16	1,561,962.62	1,015,427.62	547,313.54	350.32
	30,393,684.84	106,000.00	106,000.00	30,393,684.84	0.00	4,592,734.89	25,799,070.23	16,901,926.51	16,061,696.35	16,056,944.82	15,094,295.00	967,401.35	1,879.72
169 SECRETARIA DE DESARROLLO Y GESTION URBANA													
350 052	0.00	0.00	0.00	0.00	0.00	0.00	0.00	0.00	0.00	0.00	0.00	0.00	0.00
	0.00	0.00	0.00	0.00	0.00	0.00	0.00	0.00	0.00	0.00	0.00	0.00	0.00
99998 210	0.00	0.00	0.00	0.00	0.00	0.00	0.00	0.00	0.00	0.00	0.00	0.00	0.00
99998 220	0.00	0.00	0.00	0.00	0.00	0.00	0.00	0.00	0.00	0.00	0.00	0.00	0.00
99998 230	0.00	0.00	0.00	0.00	0.00	0.00	0.00	0.00	0.00	0.00	0.00	0.00	0.00
99998 240	0.00	0.00	0.00	0.00	0.00	0.00	0.00	0.00	0.00	0.00	0.00	0.00	0.00
	0.00	0.00	0.00	0.00	0.00	0.00	0.00	0.00	0.00	0.00	0.00	0.00	0.00
99999 999	0.00	0.00	0.00	0.00	0.00	0.00	0.00	0.00	0.00	0.00	0.00	0.00	0.00
	0.00	0.00	0.00	0.00	0.00	0.00	0.00	0.00	0.00	0.00	0.00	0.00	0.00
<b>TOTALES</b>	<b>684,524,484.07</b>	<b>10,225,614.78</b>	<b>1,092,523.00</b>	<b>693,657,575.85</b>	<b>32,669.53</b>	<b>132,366,598.55</b>	<b>560,618,513.80</b>	<b>496,050,099.77</b>	<b>435,450,449.43</b>	<b>428,635,555.48</b>	<b>409,402,262.90</b>	<b>26,048,186.53</b>	<b>672,463.50</b>
TOTAL POR PARTIDA 011							287,023,857.10	287,023,857.10	287,023,857.10	287,023,857.10	271,390,547.28	15,633,309.82	0.00
TOTAL POR PARTIDA 012							13,036,999.27	10,188,468.03	6,492,300.60	6,267,189.71	6,047,252.83	445,047.77	282,030.60
TOTAL POR PARTIDA 013							151,105,347.71	109,956,261.70	77,680,875.38	72,680,737.56	71,448,700.91	6,232,174.47	264,426.56
TOTAL POR PARTIDA 021							0.00	0.00	0.00	0.00	0.00	0.00	0.00
TOTAL POR PARTIDA 031							11,900,858.14	8,434,843.22	6,968,830.20	6,807,973.14	6,313,426.08	655,404.12	0.00
TOTAL POR PARTIDA 051							3,982,974.48	2,337,559.88	1,227,796.37	1,083,743.60	1,032,518.62	195,277.75	4,315.38
TOTAL POR PARTIDA 052							92,303,897.10	76,844,529.84	54,918,667.78	53,633,932.37	52,031,695.18	2,886,972.60	121,690.96
TOTAL POR PARTIDA 072							0.00	0.00	0.00	0.00	0.00	0.00	0.00
TOTAL POR PARTIDA 091							0.00	0.00	0.00	0.00	0.00	0.00	0.00
TOTAL POR PARTIDA 101							1,264,580.00	1,264,580.00	1,138,122.00	1,138,122.00	1,138,122.00	0.00	0.00
TOTAL POR PARTIDA 210							0.00	0.00	0.00	0.00	0.00	0.00	0.00

ESTRELLA MARIS CAMPOS  
 Subcontador General  
 Municipalidad de Ushuaia

Cuenta	Votado	Aumentos	Disminuciones	Crd.Definitivo	Ingresos	Saldo	Preventivo	Definitivo	Devengado	Mand a Pagar	Pagado	Dev No Pagado	Saldo Reservas
TOTAL POR PARTIDA	220						0.00	0.00	0.00	0.00	0.00	0.00	0.00
TOTAL POR PARTIDA	230						0.00	0.00	0.00	0.00	0.00	0.00	0.00
TOTAL POR PARTIDA	240						0.00	0.00	0.00	0.00	0.00	0.00	0.00
TOTAL POR PARTIDA	999						0.00	0.00	0.00	0.00	0.00	0.00	0.00



C.P. STELLA MARIS CAMPOS  
Subcontador General  
Municipalidad de Ushuaia

Ejecucion Presupuestaria al 30/09/2013  
Unidades Credito desde 1 hasta 999999

Cuenta	Votado	Aumentos	Disminuciones	Crd.Definitivo	Ingresos	Saldo	Preventivo	Definitivo	Devengado	Mand a Pagar	Pagado	Dev No Pagado	Saldo Reservas
<b>129 INTENDENCIA</b>													
50 011	2,678,814.58	0.00	0.00	2,678,814.58	0.00	463,808.93	2,215,005.65	2,215,005.65	2,215,005.65	2,215,005.65	2,115,699.13	99,306.52	0.00
50 012	52,347.00	10,400.00	0.00	62,747.00	0.00 -	919.25	62,427.00	43,272.00	37,149.10	35,782.10	34,542.91	2,606.19	1,239.25
50 013	1,171,016.00	0.00	10,400.00	1,160,616.00	0.00	527,952.85	625,365.90	604,993.90	481,986.50	441,300.37	417,752.11	64,234.39	7,297.25
50 051	2,000.00	0.00	0.00	2,000.00	0.00	1,363.20	636.80	0.00	0.00	0.00	0.00	0.00	0.00
	<b>3,904,177.58</b>	<b>10,400.00</b>	<b>10,400.00</b>	<b>3,904,177.58</b>	<b>0.00</b>	<b>992,205.73</b>	<b>2,903,435.35</b>	<b>2,863,271.55</b>	<b>2,734,141.25</b>	<b>2,692,088.12</b>	<b>2,567,994.15</b>	<b>166,147.10</b>	<b>8,536.50</b>
<b>147 SECRETARIA DE GOBIERNO</b>													
59 011	13,507,617.63	0.00	0.00	13,507,617.63	0.00	1,526,490.59	11,981,127.04	11,981,127.04	11,981,127.04	11,981,127.04	11,319,995.33	661,131.71	0.00
59 012	686,306.00	0.00	0.00	686,306.00	0.00	608,163.24	78,104.76	76,542.76	39,029.48	36,629.33	36,629.33	2,400.15	38.00
59 013	2,928,452.04	0.00	0.00	2,928,452.04	0.00	1,261,316.46	1,666,184.94	1,381,796.88	807,864.66	770,104.63	761,119.58	46,745.08	950.64
59 031	28,885.00	0.00	0.00	28,885.00	0.00	4,532.94	24,352.06	2,972.22	2,972.22	2,972.22	2,972.22	0.00	0.00
59 051	212,947.00	0.00	0.00	212,947.00	0.00	180,413.28	32,533.72	23,224.04	23,224.04	23,224.04	15,693.00	7,531.04	0.00
	<b>17,364,207.67</b>	<b>0.00</b>	<b>0.00</b>	<b>17,364,207.67</b>	<b>0.00</b>	<b>3,580,916.51</b>	<b>13,782,302.52</b>	<b>13,465,662.94</b>	<b>12,854,217.44</b>	<b>12,814,057.26</b>	<b>12,136,409.46</b>	<b>717,807.98</b>	<b>988.64</b>
<b>160 SECRETARIA DE HACIENDA Y FINANZAS</b>													
72 011	14,369,513.99	0.00	0.00	14,369,513.99	0.00	3,345,601.95	11,023,912.04	11,023,912.04	11,023,912.04	11,023,912.04	10,447,358.19	576,553.85	0.00
72 012	740,299.00	0.00	0.00	740,299.00	0.00	336,189.99	403,775.01	157,424.01	95,706.84	93,466.68	93,466.68	2,240.16	334.00
72 013	21,786,566.00	0.00	0.00	21,786,566.00	0.00	12,555,750.26	9,230,615.74	6,850,988.94	5,680,141.23	3,154,127.90	3,068,928.94	2,611,212.29	200.00
72 031	3,346,229.00	0.00	0.00	3,346,229.00	0.00	5,272.06	3,340,956.94	2,737,813.44	1,812,386.64	1,812,386.64	1,348,239.58	464,147.06	0.00
72 051	764,700.00	0.00	0.00	764,700.00	0.00	585,813.36	178,886.64	134,580.08	6,800.00	6,800.00	3,825.00	2,975.00	0.00
72 101	1,264,580.00	0.00	0.00	1,264,580.00	0.00	0.00	1,264,580.00	1,264,580.00	1,138,122.00	1,138,122.00	1,138,122.00	0.00	0.00
	<b>42,271,887.99</b>	<b>0.00</b>	<b>0.00</b>	<b>42,271,887.99</b>	<b>0.00</b>	<b>16,828,627.62</b>	<b>25,442,726.37</b>	<b>22,169,298.51</b>	<b>19,757,068.75</b>	<b>17,228,815.26</b>	<b>16,099,940.39</b>	<b>3,657,128.36</b>	<b>534.00</b>
<b>181 Subsecretaria de Promocion y Desarrollo Social</b>													
74 011	18,705,488.46	0.00	0.00	18,705,488.46	0.00	1,190,863.48	17,514,624.98	17,514,624.98	17,514,624.98	17,514,624.98	16,579,803.77	934,821.21	0.00
74 012	641,395.49	0.00	15,600.00	625,795.49	0.00	25,681.27	597,944.17	568,545.25	269,190.90	245,717.89	243,005.31	26,185.59	2,170.05
74 013	2,603,097.85	0.00	32,400.00	2,570,697.85	56.14	745,845.11	1,817,041.62	1,619,828.10	1,051,375.84	1,019,606.21	1,009,365.65	42,010.19	7,811.12

Cuenta	Votado	Aumentos	Disminuciones	Crd.Definitivo	Ingresos	Saldo	Preventivo	Definitivo	Devengado	Mand a Pagar	Pagado	Dev No Pagado	Saldo Reservas
74 031	6,033,983.00	0.00	0.00	6,033,983.00	0.00	2,394,455.92	3,639,527.08	1,716,526.15	1,528,654.25	1,528,654.25	1,528,654.25	0.00	0.00
74 051	493,161.00	0.00	0.00	493,161.00	0.00	293,892.00	199,269.00	177,391.26	106,394.52	103,352.04	103,352.04	3,042.48	0.00
74 052	1,068,000.00	0.00	0.00	1,068,000.00	0.00	1,068,000.00	0.00	0.00	0.00	0.00	0.00	0.00	0.00
74 072	118,500.00	0.00	0.00	118,500.00	0.00	118,500.00	0.00	0.00	0.00	0.00	0.00	0.00	0.00
	29,663,625.80	0.00	48,000.00	29,615,625.80	56.14	5,837,237.78	23,768,406.85	21,596,915.74	20,470,240.49	20,411,955.37	19,464,181.02	1,006,059.47	9,981.17
193 CONCEJO DELIBERANTE													
85 011	29,993,918.11	0.00	0.00	29,993,918.11	0.00	1,994,057.51	27,999,860.60	27,999,860.60	27,999,860.60	27,999,860.60	26,565,992.71	1,433,867.89	0.00
85 012	375,882.00	0.00	0.00	375,882.00	0.00	375,882.00	0.00	0.00	0.00	0.00	0.00	0.00	0.00
85 013	3,116,490.00	0.00	0.00	3,116,490.00	0.00	3,116,490.00	0.00	0.00	0.00	0.00	0.00	0.00	0.00
85 031	157,014.00	0.00	0.00	157,014.00	0.00	157,014.00	0.00	0.00	0.00	0.00	0.00	0.00	0.00
85 051	1,750,614.00	0.00	0.00	1,750,614.00	0.00	1,750,614.00	0.00	0.00	0.00	0.00	0.00	0.00	0.00
85 091	0.00	0.00	0.00	0.00	0.00	0.00	0.00	0.00	0.00	0.00	0.00	0.00	0.00
	35,393,918.11	0.00	0.00	35,393,918.11	0.00	7,394,057.51	27,999,860.60	27,999,860.60	27,999,860.60	27,999,860.60	26,565,992.71	1,433,867.89	0.00
192 JUZGADO ADMINISTRATIVO MUNICIPAL DE FALTAS													
86 011	6,782,481.94	0.00	0.00	6,782,481.94	0.00	831,929.68	5,950,552.26	5,950,552.26	5,950,552.26	5,950,552.26	5,657,274.30	293,277.96	0.00
86 012	244,805.00	0.00	6,000.00	238,805.00	0.00	122,636.37	110,914.93	83,259.93	67,028.49	64,079.67	60,772.32	6,256.17	5,253.70
86 013	2,810,085.00	0.00	24,000.00	2,786,085.00	0.00	724,813.10	2,033,476.69	1,597,756.06	1,136,129.18	1,134,431.19	1,128,640.26	7,488.92	27,795.21
86 051	138,036.00	45,000.00	15,000.00	168,036.00	0.00	23,665.93	142,224.99	37,611.87	17,761.87	7,298.87	7,298.87	10,463.00	2,145.08
	9,975,407.94	45,000.00	45,000.00	9,975,407.94	0.00	1,703,045.08	8,237,168.87	7,669,180.12	7,171,471.80	7,156,361.99	6,853,985.75	317,486.05	35,193.99
169 SECRETARIA DE DESARROLLO Y GESTION URBANA													
88 011	3,546,126.74	0.00	0.00	3,546,126.74	0.00	555,547.81	2,990,578.93	2,990,578.93	2,990,578.93	2,990,578.93	2,830,482.90	160,096.03	0.00
88 012	1,407,831.00	0.00	0.00	1,407,831.00	0.00	1,359,755.13	48,075.87	48,075.87	17,095.78	16,732.13	16,732.13	363.65	0.00
88 013	15,580,508.84	0.00	0.00	15,580,508.84	0.00	15,493,519.65	86,979.19	86,979.19	76,215.78	75,262.59	75,262.59	953.19	10.00
88 051	15,000.00	0.00	0.00	15,000.00	0.00	2,970.00	12,030.00	12,030.00	12,030.00	12,030.00	12,030.00	0.00	0.00
88 052	58,408,080.00	9,133,091.78	0.00	67,541,171.78	29,757.97	1,127,628.54	66,413,543.24	52,129,254.27	36,291,770.86	36,291,770.86	36,040,538.05	251,232.81	0.00

Cuenta	Votado	Aumentos	Disminuciones	Crđ.Definitivo	Ingresos	Saldo	Preventivo	Definitivo	Devengado	Mand a Pagar	Pagado	Dev No Pagado	Saldo Reservas
	78,957,546.58	9,133,091.78	0.00	88,090,638.36	29,757.97	18,539,421.13	69,551,207.23	55,266,918.26	39,387,691.35	39,386,374.51	38,975,045.67	412,645.68	10.00
180 SECRETARIA DE PROMOCION, DESARROLLO SOCIAL Y DDHH													
159 011	5,039,193.90	0.00	0.00	5,039,193.90	0.00	337,462.89	4,701,731.01	4,701,731.01	4,701,731.01	4,701,731.01	4,203,769.66	497,961.35	0.00
159 012	1,507,844.51	15,600.00	0.00	1,523,444.51	0.00	930,377.63	591,119.58	498,574.28	188,075.20	179,704.69	159,359.99	28,715.21	1,947.30
159 013	6,555,676.02	32,400.00	0.00	6,588,076.02	0.00	4,038,545.84	2,545,630.18	1,658,899.66	1,346,826.49	1,282,358.33	1,281,548.29	65,278.20	3,900.00
159 031	1,808,500.00	0.00	0.00	1,808,500.00	0.00	200,768.07	1,607,731.93	1,332,451.93	1,099,162.00	990,939.86	960,539.86	138,622.14	0.00
159 051	548,030.00	0.00	0.00	548,030.00	0.00	112,872.90	435,157.10	297,260.54	218,004.40	138,783.75	108,596.80	109,407.60	0.00
159 052	192,000.00	0.00	0.00	192,000.00	0.00	192,000.00	0.00	0.00	0.00	0.00	0.00	0.00	0.00
	15,651,244.43	48,000.00	0.00	15,699,244.43	0.00	5,812,027.33	9,881,369.80	8,488,917.42	7,553,799.10	7,293,517.64	6,713,814.60	839,984.50	5,847.30
190 SECRETARIA DE TURISMO													
173 011	7,510,388.47	0.00	0.00	7,510,388.47	0.00	1,131,658.98	6,378,729.49	6,378,729.49	6,378,729.49	6,378,729.49	6,078,523.78	300,205.71	0.00
173 012	307,124.00	0.00	0.00	307,124.00	0.00	242,222.72	64,701.28	61,725.24	31,861.35	30,585.35	30,585.35	1,276.00	200.00
173 013	3,582,026.00	529,000.00	529,000.00	3,582,026.00	0.00	1,028,185.76	2,536,905.24	2,024,259.37	1,560,177.67	1,501,498.88	1,497,320.70	62,856.97	16,935.00
173 031	1,065,000.00	0.00	0.00	1,065,000.00	0.00	994,970.66	70,029.34	70,029.34	59,691.18	59,691.18	59,691.18	0.00	0.00
173 051	253,883.00	0.00	0.00	253,883.00	0.00	57,578.00	196,305.00	80,305.00	37,956.00	37,956.00	37,956.00	0.00	0.00
	12,718,421.47	529,000.00	529,000.00	12,718,421.47	0.00	3,454,616.12	9,246,670.35	8,615,048.44	8,068,415.69	8,008,460.90	7,704,077.01	364,338.68	17,135.00
148 Subsecretaria de Gobierno													
179 011	28,108,655.54	0.00	0.00	28,108,655.54	0.00	4,074,183.52	24,034,472.02	24,034,472.02	24,034,472.02	24,034,472.02	22,820,646.61	1,213,825.41	0.00
179 012	1,722,487.00	0.00	0.00	1,722,487.00	0.00	210,719.60	1,511,276.81	1,183,495.89	778,871.77	758,413.68	724,091.74	54,780.03	490.59
179 013	4,040,243.84	0.00	0.00	4,040,243.84	0.00	531,982.81	3,500,238.03	3,115,326.35	2,055,763.34	2,011,524.47	1,948,040.22	107,723.12	8,023.00
179 021	0.00	0.00	0.00	0.00	0.00	0.00	0.00	0.00	0.00	0.00	0.00	0.00	0.00
179 031	997,920.00	0.00	0.00	997,920.00	0.00	2,539.17	995,380.83	986,497.86	964,270.80	964,270.80	964,270.80	0.00	0.00
179 051	1,584,017.65	0.00	0.00	1,584,017.65	0.00	1,214,003.89	370,013.76	76,351.64	59,002.64	59,002.64	57,696.62	1,306.02	0.00
179 052	700,000.00	0.00	0.00	700,000.00	0.00	700,000.00	0.00	0.00	0.00	0.00	0.00	0.00	0.00
	37,153,324.03	0.00	0.00	37,153,324.03	0.00	6,733,428.99	30,411,381.45	29,396,143.76	27,892,380.57	27,827,683.61	26,514,745.99	1,377,634.58	8,513.59

Cuenta	Votado	Aumentos	Disminuciones	Crđ.Definitivo	Ingresos	Saldo	Preventivo	Definitivo	Devengado	Mand a Pagar	Pagado	Dev No Pagado	Saldo Reservas
<b>305 Subsecretaria de Planeamiento y Proyectos Urbanos</b>													
206 011	13,108,481.88	0.00	0.00	13,108,481.88	0.00	2,374,949.00	10,733,532.88	10,733,532.88	10,733,532.88	10,733,532.88	10,233,864.72	499,668.16	0.00
206 012	261,339.80	0.00	0.00	261,339.80	0.00	134,951.34	126,388.46	110,380.78	74,818.71	72,954.30	72,954.30	1,864.41	0.00
206 013	2,275,963.00	0.00	0.00	2,275,963.00	0.00	1,254,464.03	1,021,498.97	959,927.11	650,981.72	649,874.85	649,323.86	1,657.86	0.00
206 051	81,580.00	0.00	0.00	81,580.00	0.00	16,890.24	64,689.76	1,975.16	1,975.16	1,975.16	1,975.16	0.00	0.00
206 052	300,000.00	0.00	0.00	300,000.00	0.00	300,000.00	0.00	0.00	0.00	0.00	0.00	0.00	0.00
	16,027,364.68	0.00	0.00	16,027,364.68	0.00	4,081,254.61	11,946,110.07	11,805,815.93	11,461,308.47	11,458,337.19	10,958,118.04	503,190.43	0.00
<b>314 Subsecretaria de Deportes</b>													
215 011	38,572,643.07	0.00	0.00	38,572,643.07	2,855.42	5,120,467.12	33,452,175.95	33,452,175.95	33,452,175.95	33,452,175.95	31,583,040.07	1,869,135.88	0.00
215 012	2,486,340.00	0.00	0.00	2,486,340.00	0.00	1,913,098.35	571,737.74	375,838.74	321,081.44	318,768.58	311,894.81	9,186.63	1,503.91
215 013	13,257,652.15	0.00	0.00	13,257,652.15	0.00	2,126,872.60	11,130,699.55	8,804,564.06	6,558,888.78	5,958,963.83	5,904,702.41	654,186.37	80.00
215 031	261,700.00	0.00	0.00	261,700.00	0.00	260,700.00	1,000.00	1,000.00	1,000.00	1,000.00	1,000.00	0.00	0.00
215 051	882,780.00	0.00	0.00	882,780.00	0.00	709,824.02	172,955.98	73,655.98	64,447.98	55,990.98	54,785.02	9,662.96	0.00
	55,461,115.22	0.00	0.00	55,461,115.22	2,855.42	10,130,962.09	45,328,569.22	42,707,234.73	40,397,594.15	39,786,899.34	37,855,422.31	2,542,171.84	1,583.91
<b>175 Subsecretaria de Servicios Publicos</b>													
220 011	37,978,765.89	0.00	0.00	37,978,765.89	0.00	1,301,072.70	36,677,693.19	36,677,693.19	36,677,693.19	36,677,693.19	34,456,048.26	2,221,644.93	0.00
220 012	6,912,434.20	0.00	0.00	6,912,434.20	0.00	340,034.97	6,327,320.52	4,854,131.02	3,293,642.31	3,182,689.08	3,054,665.69	238,976.62	245,078.71
220 013	73,458,478.56	0.00	0.00	73,458,478.56	0.00	958,751.98	72,407,948.62	52,350,962.67	34,748,440.40	33,728,487.54	33,007,752.51	1,740,687.89	91,777.96
220 031	1,500,000.00	0.00	0.00	1,500,000.00	0.00	38,595.68	1,461,404.32	877,206.43	877,206.43	877,206.43	877,206.43	0.00	0.00
220 051	739,660.00	0.00	0.00	739,660.00	0.00	158,419.03	581,240.97	413,784.17	128,480.46	105,780.66	97,760.65	30,719.81	0.00
220 052	24,556,525.00	0.00	0.00	24,556,525.00	0.00	700,001.51	23,735,182.85	22,576,525.91	16,719,786.65	15,436,470.23	14,823,990.73	1,895,795.92	121,340.64
	145,145,863.65	0.00	0.00	145,145,863.65	0.00	3,496,875.87	141,190,790.47	117,750,303.39	92,445,249.44	90,008,327.13	86,317,424.27	6,127,825.17	458,197.31
<b>311 Subsecretaria de Cultura y Educacion</b>													
242 011	28,475,942.04	0.00	0.00	28,475,942.04	0.00	4,621,986.20	23,853,955.84	23,853,955.84	23,853,955.84	23,853,955.84	22,594,349.31	1,259,606.53	0.00
242 012	1,646,677.00	0.00	0.00	1,646,677.00	0.00	1,129,968.85	505,862.44	395,420.28	329,267.43	321,183.67	312,282.12	16,985.31	10,845.71

Cuenta	Votado	Aumentos	Disminuciones	Crđ.Definitivo	Ingresos	Saldo	Preventivo	Definitivo	Devengado	Mand a Pagar	Pagado	Dev No Pagado	Saldo Reservas
242 013	10,492,122.98	0.00	0.00	10,492,122.98	0.00	2,476,447.05	7,999,545.53	6,064,140.15	3,698,931.03	3,488,565.26	3,416,958.33	281,972.70	16,130.40
242 031	112,275.00	0.00	0.00	112,275.00	0.00	2.56	112,272.44	112,272.44	30,582.35	30,582.35	30,582.35	0.00	0.00
242 051	1,103,993.00	0.00	0.00	1,103,993.00	0.00	820,890.97	280,932.73	242,800.81	176,366.81	163,680.81	163,680.81	12,686.00	2,169.30
242 052	600,000.00	0.00	0.00	600,000.00	0.00	484,368.33	115,631.67	115,631.67	53,131.67	53,131.67	53,131.67	0.00	0.00
	42,431,010.02	0.00	0.00	42,431,010.02	0.00	9,533,663.96	32,868,200.65	30,784,221.19	28,142,235.13	27,911,099.60	26,570,984.59	1,571,250.54	29,145.41
194 SINDICATURA GENERAL													
247 011	1,712,795.11	0.00	0.00	1,712,795.11	0.00	1,586,004.86	126,790.25	126,790.25	126,790.25	126,790.25	77,775.49	49,014.76	0.00
247 012	30,000.00	0.00	0.00	30,000.00	0.00	30,000.00	0.00	0.00	0.00	0.00	0.00	0.00	0.00
247 013	405,060.00	0.00	0.00	405,060.00	0.00	405,060.00	0.00	0.00	0.00	0.00	0.00	0.00	0.00
247 051	83,150.00	0.00	0.00	83,150.00	0.00	83,150.00	0.00	0.00	0.00	0.00	0.00	0.00	0.00
	2,231,005.11	0.00	0.00	2,231,005.11	0.00	2,104,214.86	126,790.25	126,790.25	126,790.25	126,790.25	77,775.49	49,014.76	0.00
170 Subsecretaria de Obras Publicas													
263 011	4,745,566.28	0.00	0.00	4,745,566.28	0.00	1,174,690.27	3,570,876.01	3,570,876.01	3,570,876.01	3,570,876.01	3,416,612.73	154,263.28	0.00
263 012	225,907.00	0.00	0.00	225,907.00	0.00	99,419.90	126,367.10	126,367.10	55,753.19	52,543.12	52,543.12	3,210.07	120.00
263 013	777,094.00	0.00	0.00	777,094.00	0.00	583,857.44	193,236.56	193,236.56	126,562.42	126,562.42	126,045.81	516.61	0.00
263 051	350,000.00	0.00	0.00	350,000.00	0.00	335,040.00	14,960.00	14,960.00	0.00	0.00	0.00	0.00	0.00
	6,098,567.28	0.00	0.00	6,098,567.28	0.00	2,193,007.61	3,905,439.67	3,905,439.67	3,753,191.62	3,749,981.55	3,595,201.66	157,989.96	120.00
364 SECRETARIA LEGAL Y TECNICA													
314 011	7,721,260.04	0.00	0.00	7,721,260.04	0.00	1,658,030.83	6,063,229.21	6,063,229.21	6,063,229.21	6,063,229.21	5,793,414.74	269,814.47	0.00
314 012	86,491.00	0.00	0.00	86,491.00	0.00	54,537.60	31,953.40	27,860.40	12,244.16	11,533.56	11,533.56	710.60	0.00
314 013	5,725,924.00	0.00	0.00	5,725,924.00	0.00	4,719,651.05	1,006,192.95	977,588.68	851,184.69	850,239.10	850,239.10	945.59	80.00
314 051	50,900.00	0.00	0.00	50,900.00	0.00	20,834.44	30,065.56	17,459.00	17,459.00	17,459.00	17,459.00	0.00	0.00
	13,584,575.04	0.00	0.00	13,584,575.04	0.00	6,453,053.92	7,131,441.12	7,086,137.29	6,944,117.06	6,942,460.87	6,672,646.40	271,470.66	80.00
131 Subsecretaria Legal y Tecnica													
315 011	477,093.89	0.00	0.00	477,093.89	0.00	49,117.97	427,975.92	427,975.92	427,975.92	427,975.92	405,156.73	22,819.19	0.00

Cuenta	Votado	Aumentos	Disminuciones	Crđ.Definitivo	Ingresos	Saldo	Preventivo	Definitivo	Devengado	Mand a Pagar	Pagado	Dev No Pagado	Saldo Reservas
315 012	2,450.00	0.00	0.00	2,450.00	0.00	362.00	2,088.00	2,088.00	1,566.00	1,392.00	1,392.00	174.00	0.00
315 013	10,028.00	0.00	0.00	10,028.00	0.00	314.00	9,714.00	9,714.00	6,754.46	5,548.08	5,548.08	1,206.38	0.00
315 051	3,180.00	0.00	0.00	3,180.00	0.00	3,180.00	0.00	0.00	0.00	0.00	0.00	0.00	0.00
	492,751.89	0.00	0.00	492,751.89	0.00	52,973.97	439,777.92	439,777.92	436,296.38	434,916.00	412,096.81	24,199.57	0.00
366 SEC. GRAL PLANEAM. ESTRAT. Y COORD. GTION.													
317 011	4,790,016.53	0.00	0.00	4,790,016.53	0.00	303,102.86	4,486,913.67	4,486,913.67	4,486,913.67	4,486,913.67	4,268,781.78	218,131.89	0.00
317 012	69,124.00	180,000.00	0.00	249,124.00	0.00	219,656.88	26,419.05	26,419.05	26,419.05	26,419.05	26,419.05	0.00	3,048.07
317 013	731,706.00	0.00	180,000.00	551,706.00	0.00	285,635.01	192,977.00	192,977.00	171,132.91	171,132.91	171,132.91	0.00	73,093.99
317 051	22,130.00	0.00	0.00	22,130.00	0.00	5,013.44	17,116.56	16,010.00	16,010.00	16,010.00	16,010.00	0.00	0.00
317 052	380,925.00	0.00	0.00	380,925.00	0.00	4,046.57	376,878.43	375,771.87	291,237.44	290,596.99	98,607.11	192,630.33	0.00
	5,993,901.53	180,000.00	180,000.00	5,993,901.53	0.00	817,454.76	5,100,304.71	5,098,091.59	4,991,713.07	4,991,072.62	4,580,950.85	410,762.22	76,142.06
377 Subs.Gral. de Planeam.Est. y Coord. de Gestion													
319 011	285,125.10	0.00	0.00	285,125.10	0.00	7.56	285,117.54	285,117.54	285,117.54	285,117.54	283,079.53	2,038.01	0.00
319 012	332,000.00	0.00	0.00	332,000.00	0.00	263,774.71	67,778.61	67,778.61	66,276.30	66,276.30	64,755.23	1,521.07	446.68
319 013	3,926,319.00	0.00	0.00	3,926,319.00	0.00	2,156,480.31	1,769,838.69	1,758,648.69	1,005,464.30	984,209.11	979,959.10	25,505.20	0.00
319 031	9,000.00	0.00	0.00	9,000.00	0.00	9,000.00	0.00	0.00	0.00	0.00	0.00	0.00	0.00
319 051	1,333,890.00	0.00	0.00	1,333,890.00	0.00	1,332,006.00	1,884.00	1,884.00	1,884.00	1,884.00	1,884.00	0.00	0.00
	5,886,334.10	0.00	0.00	5,886,334.10	0.00	3,761,268.58	2,124,618.84	2,113,428.84	1,358,742.14	1,337,486.95	1,329,677.86	29,064.28	446.68
379 Subsec. General de Gestion Interna MUnicipal													
320 011	7,011,130.88	0.00	0.00	7,011,130.88	0.00	749,704.96	6,261,425.92	6,261,425.92	6,261,425.92	6,261,425.92	5,951,079.71	310,346.21	0.00
320 012	846,201.00	60,000.00	0.00	906,201.00	0.00	418,176.96	484,217.24	470,139.24	174,354.45	172,992.54	168,367.26	5,987.19	3,806.80
320 013	12,577,788.00	0.00	60,000.00	12,517,788.00	0.00	3,292,019.96	9,216,917.25	7,482,020.93	5,854,449.70	5,587,331.65	5,500,259.45	354,190.25	8,850.79
320 031	377,080.00	0.00	0.00	377,080.00	0.00	152,146.80	224,933.20	174,803.41	169,634.33	116,999.41	116,999.41	52,634.92	0.00
320 051	628,820.00	114,123.00	114,123.00	628,820.00	0.00	301,347.66	327,471.34	318,258.22	183,708.22	183,708.22	183,708.22	0.00	1.00
	21,441,019.88	174,123.00	174,123.00	21,441,019.88	0.00	4,913,396.34	16,514,964.95	14,706,647.72	12,643,572.62	12,322,457.74	11,920,414.05	723,158.57	12,658.59

Cuenta	Votado	Aumentos	Disminuciones	Crđ.Definitivo	Ingresos	Saldo	Preventivo	Definitivo	Devengado	Mand a Pagar	Pagado	Dev No Pagado	Saldo Reservas
161 Subsecretaria de Hacienda y Finanzas													
322 011	16,632,920.33	0.00	0.00	16,632,920.33	0.00	2,499,545.61	14,133,374.72	14,133,374.72	14,133,374.72	14,133,374.72	13,351,333.10	782,041.62	0.00
322 012	1,461,780.00	0.00	0.00	1,461,780.00	0.00	1,236,949.74	224,733.51	176,319.91	95,913.60	86,239.79	86,239.79	9,673.81	96.75
322 013	4,107,751.00	0.00	0.00	4,107,751.00	0.00	434,484.47	3,673,266.53	3,254,259.73	2,512,496.07	2,465,494.66	2,389,209.79	123,286.28	0.00
322 051	341,441.00	0.00	0.00	341,441.00	0.00	115,263.33	226,177.67	199,372.87	68,290.05	60,806.21	60,806.21	7,483.84	0.00
	22,543,892.33	0.00	0.00	22,543,892.33	0.00	4,286,243.15	18,257,552.43	17,763,327.23	16,810,074.44	16,745,915.38	15,887,588.89	922,485.55	96.75
318 Subsecretaria de Seguridad Urbana													
330 011	26,142,845.43	0.00	0.00	26,142,845.43	0.00	2,404,358.09	23,738,487.34	23,738,487.34	23,738,487.34	23,738,487.34	22,342,030.61	1,396,456.73	0.00
330 012	1,370,862.00	0.00	0.00	1,370,862.00	0.00	421,832.62	945,147.70	712,301.70	453,078.26	431,132.40	426,126.35	26,951.91	3,881.68
330 013	3,115,395.12	0.00	0.00	3,115,395.12	0.00	223,765.38	2,890,138.54	2,269,867.77	1,290,714.45	1,267,769.82	1,259,021.75	31,692.70	1,491.20
330 031	444,040.00	0.00	0.00	444,040.00	0.00	20,770.00	423,270.00	423,270.00	423,270.00	423,270.00	423,270.00	0.00	0.00
330 051	2,266,494.35	0.00	0.00	2,266,494.35	0.00	1,603,184.05	663,310.30	185,813.36	83,031.22	83,031.22	83,031.22	0.00	0.00
330 052	400,000.00	0.00	0.00	400,000.00	0.00	400,000.00	0.00	0.00	0.00	0.00	0.00	0.00	0.00
	33,739,636.90	0.00	0.00	33,739,636.90	0.00	5,073,910.14	28,660,353.88	27,329,740.17	25,988,581.27	25,943,690.78	24,533,479.93	1,455,101.34	5,372.88
148 Subsecretaria de Gobierno													
331 011	0.00	0.00	0.00	0.00	0.00	0.00	0.00	0.00	0.00	0.00	0.00	0.00	0.00
331 012	0.00	0.00	0.00	0.00	0.00	0.00	0.00	0.00	0.00	0.00	0.00	0.00	0.00
331 013	0.00	0.00	0.00	0.00	0.00	0.00	0.00	0.00	0.00	0.00	0.00	0.00	0.00
331 051	0.00	0.00	0.00	0.00	0.00	0.00	0.00	0.00	0.00	0.00	0.00	0.00	0.00
	0.00	0.00	0.00	0.00	0.00	0.00	0.00	0.00	0.00	0.00	0.00	0.00	0.00
148 Subsecretaria de Gobierno													
332 011	0.00	0.00	0.00	0.00	0.00	0.00	0.00	0.00	0.00	0.00	0.00	0.00	0.00
	0.00	0.00	0.00	0.00	0.00	0.00	0.00	0.00	0.00	0.00	0.00	0.00	0.00
138 Subsecretaria de Gestion Urbana													
338 011	9,788,668.24	0.00	0.00	9,788,668.24	0.00	1,366,953.60	8,421,714.64	8,421,714.64	8,421,714.64	8,421,714.64	8,014,434.12	407,280.52	0.00


RESUMEN DE INGRESOS A CONTABILIZAR  
 Fechas : 01/01/2013 - 30/09/2013  
 Servicios: ABCDIX

-----  
 Detalle Importe  
 -----

RESUMEN CUENTAS CONTABLES

Ejercicio: 2013

8 2 1 01 0001	Impuesto Automotor	24,967,302.69
8 2 1 01 0002	Impuesto Inmobiliario	14,196,275.93
8 2 1 01 0003	Tasa Gral. Servicios Municipales	13,027,485.05
8 2 1 01 0004	Habilitación Comercial	254,520.50
8 2 1 01 0005	Multas por Infracciones	4,851,261.68
8 2 1 01 0006	Tasa Actividad Comercio e Industria	11,569,824.07
8 2 1 01 0007	Derecho Venta Ambulantes	2,490.00
8 2 1 01 0008	Publicidad y Propaganda	173,716.66
8 2 1 01 0009	Estacionamiento Medido	24,400.00
8 2 1 01 0010	Ingresos Varios	549,766.93
8 2 1 01 0012	Redes de Gas	11.28
8 2 1 01 0014	Servicio Inspección Veterinaria	70,518.62
8 2 1 01 0015	Derechos de Oficina	2,014,138.07
8 2 1 01 0016	Derecho Ocupación y Uso Público	174,855.74
8 2 1 01 0017	Derechos Espectáculos Públicos	22,822.00
8 2 1 01 0018	Permiso U. y S. Matadero	62,895.17
8 2 1 01 0019	Derechos de Construcción	401,744.86
8 2 1 01 0020	Tasa Servicios Esp. Limpieza e Higiene	2,767,834.26
8 2 1 01 0023	Derechos Cementerio	544,696.55
8 2 1 01 0024	Contribución por Mejoras	305,125.25
8 2 1 01 0028	Contribución por Mejoras Centro	3,930.54
8 2 1 01 0029	Contribución por Mejoras Este	14,696.73
8 2 1 01 0030	Contribución por Mejoras Oeste	29,618.68
8 2 1 01 0034	Intereses de Financiacion	3,710,355.64
8 2 1 01 0042	Contr.Mejoras Pav. B°Los Calaf. y T Bridge	89,290.04
8 2 1 01 0043	Contr.Mejoras Pav. B°El Libert. y 12 Octub	88,608.78
8 2 1 01 0044	Contr.Mejoras Pav. B°IPV 2da. Etapa	75,037.55
8 2 1 01 0053	Otros Intereses	1,243,335.39
8 2 1 01 0056	Uso de Calesita y Juegos Mecánicos	71,526.00
8 2 1 01 0057	Tasa de Verificación de estructuras de Ant	361,000.00
8 2 1 01 0058	Convenios Varios	2,558,508.38
8 2 1 02 0001	Arancel Deportes Varios	287,991.17
8 2 1 02 0002	Arancel Uso Natatorio	0.02
8 2 1 02 0004	Alquiler de Instalaciones	1,350.00
8 2 1 02 0006	Convenio Alumbrado Público	2,965,963.79
8 2 1 02 0007	Convenio Revisión Técnica Obligatoria	31,998.88
8 2 1 02 0008	Recupero Ordenanza 2243	1,683,132.54
8 2 1 02 0012	Fondo Voluntario Infraestructura Escolar	41.34
8 2 1 02 0021	Fondo Promocion del Deporte	7,900.00
8 2 1 03 0001	Reembolso de Préstamos	0.13
8 2 1 03 0002 0001	Venta de Terrenos Fiscales	814,641.79
8 2 1 03 0002 0008	Gestion y Venta de Tierras Fiscales	2,285,351.40
8 2 2 01	Coparticipación	274,389,365.52
8 2 2 10	Fondo Federal Solidario - Dto Nac.206/09	8,722,560.79
8 2 2 11	Coparticipacion- Fondo Fiduciario	4,391,791.01
8 3 1 01 0029	Aporte Sector Privado Para Eventos	30,000.00
8 3 1 01 0039	Aporte Nac. Festival Int. de Cine de Monta	20,000.00
8 3 1 01 0040	Convenio 6368 Prog.Fed.Int.Sociocomunitari	1,185,688.00

  
 CP STELLA MARIS CAMPOS  
 Subcontador General  
 Municipalidad de Ushuaia

RESUMEN DE INGRESOS A CONTABILIZAR  
Fechas : 01/01/2013 - 30/09/2013  
Servicios: ABCDIX


-----  
Detalle Importe  
-----

Total Cuentas 381,045,369.42

TARIFAS SIN CONTABILIZAR

Total Tarifas 0.00

Total General 381,045,369.42



CP. STELLA MARIS CAMPOS  
Subcontador General  
Municipalidad de Ushuaia



Provincia de Tierra del Fuego  
Antártida e Islas del Atlántico Sur  
MUNICIPALIDAD DE USHUAIA  
CONTADURIA GENERAL

\*2013 - AÑO DEL BICENTENARIO DE LA  
ASAMBLEA GENERAL CONSTITUYENTE DE 1813\*


## Ejecución Presupuestaria (Provisorio)

CONCEPTO	Ejecutado Acumulado (Devengado) al 31/10/2013	
	Importe	% V
<b>I-TOTAL DE RECURSOS CORRIENTES</b>	<b>500.297.481,93</b>	<b>102,18</b>
Total de la Administración Central	500.297.481,93	102,18
De jurisdicción Municipal	99.262.977,03	20,27
* De Afectación General	94.003.409,94	19,20
Impuesto Automotor	28.697.244,43	5,86
Impuesto Inmobiliario	15.614.993,50	3,19
Tasa General Serv. Municip.	14.140.008,82	2,89
Habilitación Comercial	289.648,99	0,06
Multas por Infracciones	5.473.572,94	1,12
Tasa Activ. Comercio e Industria	12.868.795,91	2,63
Derecho Ventas Ambulantes	2.520,00	0,00
Publicidad y Propaganda	192.054,59	0,04
Estacionamiento Medido	28.400,00	0,01
Ingresos Varios	611.802,24	0,12
Redes de Gas	11,28	0,00
Servicio Inspección Veterinaria	83.836,09	0,02
Derechos de Oficinas	2.289.693,50	0,47
Der.Ocup. Y Uso Esp. Público	204.080,37	0,04
Derechos Espectáculos Públicos	22.822,00	0,00
Permiso U, Y D, Matadero	62.895,17	0,01
Derechos de Construcción	456.477,95	0,09
Tasa S. Esp. Limp.E Higiene	3.200.806,80	0,65
Derechos de Cementerio	635.318,84	0,13
Contribución por Mejoras	326.636,54	0,07
Intereses de Financiación	4.147.671,07	0,85
Contribución por Mejoras - Secc. Centro	4.170,05	0,00
Contribución por Mejoras - Secc. Este	16.108,08	0,00
Contribución por Mejoras - Secc. Oeste	35.315,42	0,01
Contribución Mejoras Pav, B° Los Calafates y T, Bridges	99.564,48	0,02
Contribución Mejoras Pav, B° El Libertador y 12 Octub,	95.377,83	0,02
Contribución Mejoras Pav, B° IPV 2da, Etapa	83.497,86	0,02
Otros intereses	1.302.112,81	0,27
Uso de Calesita y Juegos Mecánicos	77.464,00	0,02
Tasa de Verificación de Estructuras de Ant	382.000,00	0,08
Convenios Varios	2.558.508,38	0,52
* Cuentas Especiales (De afectación específica)	5.259.567,09	1,07
Arancel Deportes Varios	315.975,81	0,06
Arancel Uso Natación	0,02	0,00
Alquiler de Instalaciones	1.350,00	0,00
Recupero Ordenanza 2243	1.930.353,73	0,39
Convenio Alumbrado Público	2.965.963,79	0,61
Convenio Revisión Técnica Obligatoria	37.982,40	0,01
Fondo Voluntario Infraestructura Escolar	41,34	0,00
Fondo Promoción del Deporte	7.900,00	0,00
De Jurisdicción Provincial	401.034.504,90	81,90
Coparticipación	382.242.696,72	78,07
Coparticipación Fondo Federal Solidario	14.400.017,17	2,94
Coparticipación- Fondo Fiduciario	4.391.791,01	0,90
<b>II- TOTAL EROGACIONES CORRIENTES</b>	<b>430.037.468,44</b>	<b>87,83</b>
Total Administración Central	430.037.468,44	87,83
Personal	321.408.571,55	65,64
Bienes de Consumo	7.846.179,73	1,60
Servicios	92.457.595,23	18,88
Transferencias	8.325.121,93	1,70
<b>III- AHORRO CORRIENTE - RDO ECON. (I - II)</b>	<b>70.260.013,49</b>	<b>14,35</b>
<b>IV - RECURSOS DE CAPITAL</b>	<b>3.446.904,93</b>	<b>0,70</b>
Total Administración Central	3.446.904,93	0,70
Reembolso de Préstamos	0,13	0,00
Reembolso de Préstamos	0,13	0,00
De jurisdicción Municipal	3.446.904,80	0,70
Venta de Activos Fijos	3.446.904,80	0,70
Venta de Terrenos Fiscales	902.465,05	0,18
Gestión y Venta de Tierras Fiscales	2.544.439,75	0,52
<b>V- EROGACIONES DE CAPITAL</b>	<b>59.596.286,42</b>	<b>12,17</b>
Total Administración Central	59.596.286,42	12,17
Bienes de Capital	1.693.648,04	0,35
Trabajos Públicos	57.902.638,38	11,83
<b>VI - TOTAL DE RECURSOS (I + IV)</b>	<b>503.744.386,86</b>	<b>102,88</b>
<b>VII - TOTAL DE EROGACIONES (II + V)</b>	<b>489.633.754,86</b>	<b>100,00</b>
<b>VIII- NECES. DE FCIAMIENTO - RDO FCIERO (III + IV - V)</b>	<b>14.110.632,00</b>	<b>2,88</b>
<b>IX - FINANCIAMIENTO NETO</b>	<b>17.084.606,58</b>	<b>3,49</b>
Fuentes	18.349.386,58	3,75
Aportes No Reintegrables	1.235.688,00	0,25
Convenio 6368 Prog. Fed. Int. Sociocomunitaria	1.185.688,00	0,24
Aporte Sector Privado Para Eventos	30.000,00	0,01
Aporte Nac. Festival Int. de Cine de Montaña	20.000,00	0,00
Otras Fuentes	17.113.698,58	3,50
Resultados Ejercicios Anteriores	17.113.698,58	3,50
Rdos. Ej. Anteriores-Remanente Ley 766	1.530.509,25	0,31
Rdos. Ej. Anteriores-Remanente Fondo Federal Solidario	680.346,86	0,13
Rdos. Ej. Anteriores-Remanente Demanda Habitacional	14.922.842,47	3,05
Usos	1.264.580,00	0,28
Amortización de la Deuda	1.264.580,00	0,28
Resultado de la Ejecución	31.195.438,58	


## Observación para el mes de OCTUBRE de 2013

Los fondos de Coparticipación informados por medio del informe I3CB, adjunto a la presente, no es coincidente con el dato comunicado en la Ejecución, debiéndose esto a la dilación existente en el procesamiento del ingreso del recurso mencionado. Por tal motivo, considerar como recursos de Coparticipación efectivamente ingresados, los valores informados al cierre del mes bajo análisis, consignados los mismos en la presente Ejecución.


"Las Islas Malvinas, Georgias y Sandwich del Sur son y serán argentinas"

  
C. P. STELLA MARIS CAMPOS  
Subcontador General  
Municipalidad de Ushuaia

CONCEPTO	01/13	02/13	Acumulado a 02/13	03/13	Acumulado a 03/13	04/13	Acumulado a 04/13	05/13	Acumulado a 05/13	06/13	Acumulado a 06/13	07/13	Acumulado a 07/13	08/13	Acumulado a 08/13	09/13	Acumulado a 09/13	10/13	Acumulado a 10/13
<b>TOTAL DE RECURSOS CORRIENTES</b>	<b>39,510,444.28</b>	<b>47,402,153.34</b>	<b>87,312,697.62</b>	<b>40,757,303.58</b>	<b>128,110,001.20</b>	<b>45,934,539.72</b>	<b>174,045,540.92</b>	<b>48,535,112.07</b>	<b>222,639,652.99</b>	<b>52,317,140.97</b>	<b>274,956,793.96</b>	<b>52,347,233.37</b>	<b>324,303,927.33</b>	<b>57,281,767.14</b>	<b>381,585,694.47</b>	<b>53,701,889.62</b>	<b>445,287,584.09</b>	<b>54,909,289.42</b>	<b>500,227,873.51</b>
<b>Total de la Administración Central</b>	<b>39,510,444.28</b>	<b>47,402,153.34</b>	<b>87,312,697.62</b>	<b>40,757,303.58</b>	<b>128,110,001.20</b>	<b>45,934,539.72</b>	<b>174,045,540.92</b>	<b>48,535,112.07</b>	<b>222,639,652.99</b>	<b>52,317,140.97</b>	<b>274,956,793.96</b>	<b>52,347,233.37</b>	<b>324,303,927.33</b>	<b>57,281,767.14</b>	<b>381,585,694.47</b>	<b>53,701,889.62</b>	<b>445,287,584.09</b>	<b>54,909,289.42</b>	<b>500,227,873.51</b>
<b>De la Administración Municipal</b>	<b>6,071,138.92</b>	<b>10,007,296.42</b>	<b>16,078,857.24</b>	<b>11,050,292.49</b>	<b>27,129,109.73</b>	<b>8,846,692.46</b>	<b>35,974,149.19</b>	<b>4,888,692.46</b>	<b>40,862,841.64</b>	<b>8,216,015.18</b>	<b>49,078,856.82</b>	<b>9,965,090.41</b>	<b>59,043,947.23</b>	<b>67,269,950.41</b>	<b>76,239,847.64</b>	<b>83,969,682.82</b>	<b>92,783,917.28</b>	<b>102,516,970.78</b>	<b>111,247,970.03</b>
<b>Impuesto Automóvil</b>	<b>5,802,737.46</b>	<b>9,802,737.46</b>	<b>15,608,893.68</b>	<b>10,658,893.68</b>	<b>26,517,893.68</b>	<b>8,628,714.53</b>	<b>35,146,608.21</b>	<b>4,570,121.22</b>	<b>40,716,729.43</b>	<b>7,832,925.53</b>	<b>48,549,654.96</b>	<b>5,628,032.22</b>	<b>54,177,687.18</b>	<b>62,009,602.40</b>	<b>70,837,619.59</b>	<b>79,670,541.82</b>	<b>88,503,471.09</b>	<b>97,332,400.94</b>	<b>106,064,300.94</b>
<b>Impuesto Inmobiliario</b>	<b>2,268,401.46</b>	<b>2,268,401.46</b>	<b>4,536,802.92</b>	<b>2,268,401.46</b>	<b>4,536,802.92</b>	<b>2,268,401.46</b>	<b>4,536,802.92</b>	<b>2,268,401.46</b>	<b>4,536,802.92</b>	<b>2,268,401.46</b>	<b>4,536,802.92</b>	<b>2,268,401.46</b>	<b>4,536,802.92</b>	<b>2,268,401.46</b>	<b>4,536,802.92</b>	<b>2,268,401.46</b>	<b>4,536,802.92</b>	<b>2,268,401.46</b>	<b>4,536,802.92</b>
<b>Tasa General Serv. Maniob.</b>	<b>34,868.94</b>	<b>1,318,421.55</b>	<b>1,353,290.49</b>	<b>1,318,421.55</b>	<b>2,671,712.04</b>	<b>1,318,421.55</b>	<b>3,989,133.59</b>	<b>1,318,421.55</b>	<b>5,307,555.14</b>	<b>1,318,421.55</b>	<b>6,625,976.69</b>	<b>1,318,421.55</b>	<b>7,944,398.24</b>	<b>9,262,819.79</b>	<b>10,581,241.34</b>	<b>11,899,662.80</b>	<b>13,218,084.35</b>	<b>14,536,505.90</b>	<b>15,854,927.45</b>
<b>Multas por Infracciones</b>	<b>20,020.00</b>	<b>394,486.41</b>	<b>414,506.41</b>	<b>394,486.41</b>	<b>788,972.82</b>	<b>394,486.41</b>	<b>1,183,459.23</b>	<b>394,486.41</b>	<b>1,577,945.64</b>	<b>394,486.41</b>	<b>1,972,432.05</b>	<b>394,486.41</b>	<b>2,366,918.46</b>	<b>2,761,404.87</b>	<b>3,155,891.28</b>	<b>3,550,377.69</b>	<b>3,944,864.10</b>	<b>4,339,350.51</b>	<b>4,733,836.92</b>
<b>Redes de Gas</b>	<b>1,071,239.83</b>	<b>231,339.83</b>	<b>1,302,579.66</b>	<b>1,302,579.66</b>	<b>2,605,159.32</b>	<b>1,302,579.66</b>	<b>3,907,738.98</b>	<b>1,302,579.66</b>	<b>5,210,318.64</b>	<b>1,302,579.66</b>	<b>6,512,898.30</b>	<b>1,302,579.66</b>	<b>7,815,477.96</b>	<b>9,118,057.62</b>	<b>10,420,637.28</b>	<b>11,723,216.94</b>	<b>13,025,796.60</b>	<b>14,328,376.26</b>	<b>15,630,955.92</b>
<b>Redes de Agua</b>	<b>1,800.00</b>	<b>480.00</b>	<b>2,280.00</b>	<b>2,280.00</b>	<b>4,560.00</b>	<b>2,280.00</b>	<b>6,840.00</b>	<b>2,280.00</b>	<b>9,120.00</b>	<b>2,280.00</b>	<b>11,400.00</b>	<b>2,280.00</b>	<b>13,680.00</b>	<b>15,960.00</b>	<b>18,240.00</b>	<b>20,520.00</b>	<b>22,800.00</b>	<b>25,080.00</b>	<b>27,360.00</b>
<b>Redes de Electricidad</b>	<b>18,483.13</b>	<b>21,004.88</b>	<b>39,488.01</b>	<b>39,488.01</b>	<b>78,976.02</b>	<b>39,488.01</b>	<b>117,964.03</b>	<b>39,488.01</b>	<b>157,452.04</b>	<b>39,488.01</b>	<b>196,940.05</b>	<b>39,488.01</b>	<b>236,428.06</b>	<b>275,916.07</b>	<b>315,404.08</b>	<b>354,892.09</b>	<b>394,380.10</b>	<b>433,868.11</b>	<b>473,356.12</b>
<b>Estacionamiento Medido</b>	<b>5,956.82</b>	<b>6,227.01</b>	<b>12,183.83</b>	<b>12,183.83</b>	<b>24,367.66</b>	<b>12,183.83</b>	<b>36,551.49</b>	<b>12,183.83</b>	<b>48,735.32</b>	<b>12,183.83</b>	<b>60,919.15</b>	<b>12,183.83</b>	<b>73,102.98</b>	<b>85,286.81</b>	<b>97,470.64</b>	<b>109,654.47</b>	<b>121,838.30</b>	<b>134,022.13</b>	<b>146,205.96</b>
<b>Redes de Gas</b>	<b>199.00</b>	<b>8,949.40</b>	<b>9,148.40</b>	<b>9,148.40</b>	<b>18,296.80</b>	<b>9,148.40</b>	<b>27,445.20</b>	<b>9,148.40</b>	<b>36,593.60</b>	<b>9,148.40</b>	<b>45,742.00</b>	<b>9,148.40</b>	<b>54,890.40</b>	<b>64,038.80</b>	<b>73,187.20</b>	<b>82,335.60</b>	<b>91,484.00</b>	<b>100,632.40</b>	<b>109,780.80</b>
<b>Depositos de Oficinas</b>	<b>200,020.08</b>	<b>178,233.10</b>	<b>378,253.18</b>	<b>378,253.18</b>	<b>756,506.36</b>	<b>378,253.18</b>	<b>1,134,759.54</b>	<b>378,253.18</b>	<b>1,513,012.72</b>	<b>378,253.18</b>	<b>1,891,265.90</b>	<b>378,253.18</b>	<b>2,269,519.08</b>	<b>2,647,772.26</b>	<b>3,026,025.44</b>	<b>3,404,278.62</b>	<b>3,782,531.80</b>	<b>4,160,784.98</b>	<b>4,539,038.16</b>
<b>Der.Ocup. Y Uso Esp. Publico</b>	<b>12,902.09</b>	<b>15,089.80</b>	<b>27,991.89</b>	<b>27,991.89</b>	<b>55,983.78</b>	<b>27,991.89</b>	<b>83,975.67</b>	<b>27,991.89</b>	<b>111,967.56</b>	<b>27,991.89</b>	<b>139,959.45</b>	<b>27,991.89</b>	<b>167,951.34</b>	<b>195,943.23</b>	<b>223,935.12</b>	<b>251,927.01</b>	<b>279,918.90</b>	<b>307,910.79</b>	<b>335,902.68</b>
<b>Permisos U. Y. Matorero</b>	<b>0.00</b>	<b>0.00</b>	<b>0.00</b>	<b>0.00</b>	<b>0.00</b>	<b>0.00</b>	<b>0.00</b>	<b>0.00</b>	<b>0.00</b>	<b>0.00</b>	<b>0.00</b>	<b>0.00</b>	<b>0.00</b>	<b>0.00</b>	<b>0.00</b>	<b>0.00</b>	<b>0.00</b>	<b>0.00</b>	
<b>Permisos de Construcción</b>	<b>39,241.42</b>	<b>48,437.77</b>	<b>87,679.19</b>	<b>87,679.19</b>	<b>136,316.38</b>	<b>87,679.19</b>	<b>223,995.57</b>	<b>87,679.19</b>	<b>311,674.76</b>	<b>87,679.19</b>	<b>399,353.95</b>	<b>87,679.19</b>	<b>487,033.14</b>	<b>574,712.33</b>	<b>662,391.52</b>	<b>750,070.71</b>	<b>837,750.90</b>	<b>925,430.09</b>	<b>1,013,109.28</b>
<b>Tasa S. Esp. Limp. E. Higiene</b>	<b>244,633.03</b>	<b>394,205.77</b>	<b>638,838.80</b>	<b>638,838.80</b>	<b>1,277,677.60</b>	<b>638,838.80</b>	<b>1,916,516.40</b>	<b>638,838.80</b>	<b>2,555,355.20</b>	<b>638,838.80</b>	<b>3,194,194.00</b>	<b>638,838.80</b>	<b>2,033,025.20</b>	<b>2,671,864.00</b>	<b>3,310,702.80</b>	<b>3,948,541.60</b>	<b>4,587,380.40</b>	<b>5,226,219.20</b>	<b>5,865,058.00</b>
<b>Depositos de Camerlano</b>	<b>72,296.45</b>	<b>48,948.46</b>	<b>121,244.91</b>	<b>121,244.91</b>	<b>242,489.82</b>	<b>121,244.91</b>	<b>363,734.73</b>	<b>121,244.91</b>	<b>484,979.64</b>	<b>121,244.91</b>	<b>606,224.55</b>	<b>121,244.91</b>	<b>727,469.46</b>	<b>848,714.37</b>	<b>969,959.28</b>	<b>1,091,204.19</b>	<b>1,212,449.10</b>	<b>1,333,694.01</b>	<b>1,455,138.92</b>
<b>Contribución por Mejoras</b>	<b>28,433.26</b>	<b>23,663.00</b>	<b>52,096.26</b>	<b>52,096.26</b>	<b>104,192.52</b>	<b>52,096.26</b>	<b>156,288.78</b>	<b>52,096.26</b>	<b>208,385.04</b>	<b>52,096.26</b>	<b>260,481.30</b>	<b>52,096.26</b>	<b>312,577.56</b>	<b>364,673.82</b>	<b>416,769.08</b>	<b>468,864.34</b>	<b>520,959.80</b>	<b>573,055.26</b>	<b>625,150.72</b>
<b>Intereses de Financiamiento</b>	<b>333,622.46</b>	<b>472,312.51</b>	<b>805,934.97</b>	<b>805,934.97</b>	<b>1,611,869.94</b>	<b>805,934.97</b>	<b>2,417,804.91</b>	<b>805,934.97</b>	<b>3,223,740.88</b>	<b>805,934.97</b>	<b>4,029,675.85</b>	<b>805,934.97</b>	<b>3,218,740.88</b>	<b>2,413,805.91</b>	<b>1,608,870.94</b>	<b>803,935.97</b>	<b>0.00</b>	<b>0.00</b>	<b>0.00</b>
<b>Contribución por Mejoras - Secc. Centro</b>	<b>137.27</b>	<b>214.28</b>	<b>351.55</b>	<b>351.55</b>	<b>703.10</b>	<b>351.55</b>	<b>1,054.65</b>	<b>351.55</b>	<b>1,406.20</b>	<b>351.55</b>	<b>1,757.75</b>	<b>351.55</b>	<b>2,109.30</b>	<b>2,460.85</b>	<b>2,812.40</b>	<b>3,163.95</b>	<b>3,515.50</b>	<b>3,867.05</b>	<b>4,218.60</b>
<b>Contribución por Mejoras - Secc. Oeste</b>	<b>1,833.07</b>	<b>1,711.51</b>	<b>3,544.58</b>	<b>3,544.58</b>	<b>7,089.16</b>	<b>3,544.58</b>	<b>10,633.74</b>	<b>3,544.58</b>	<b>14,178.32</b>	<b>3,544.58</b>	<b>17,722.90</b>	<b>3,544.58</b>	<b>21,267.48</b>	<b>24,812.06</b>	<b>28,356.64</b>	<b>31,901.22</b>	<b>35,445.79</b>	<b>38,990.37</b>	<b>42,534.95</b>
<b>Contribución por Mejoras - Secc. Norte</b>	<b>1,515.08</b>	<b>3,382.31</b>	<b>4,897.39</b>	<b>4,897.39</b>	<b>9,794.78</b>	<b>4,897.39</b>	<b>14,692.17</b>	<b>4,897.39</b>	<b>19,589.56</b>	<b>4,897.39</b>	<b>24,486.95</b>	<b>4,897.39</b>	<b>29,384.34</b>	<b>34,281.73</b>	<b>39,179.12</b>	<b>44,076.51</b>	<b>48,973.90</b>	<b>53,871.29</b>	<b>58,768.68</b>
<b>Contribución por Mejoras - Secc. Sur</b>	<b>16,745.44</b>	<b>8,756.96</b>	<b>25,502.40</b>	<b>25,502.40</b>	<b>51,004.80</b>	<b>25,502.40</b>	<b>76,507.20</b>	<b>25,502.40</b>	<b>101,009.60</b>	<b>25,502.40</b>	<b>130,512.00</b>	<b>25,502.40</b>	<b>155,014.40</b>	<b>179,516.80</b>	<b>204,019.20</b>	<b>228,521.60</b>	<b>253,024.00</b>	<b>277,526.40</b>	<b>302,028.80</b>
<b>Contribución por Mejoras - Secc. Centro</b>	<b>1,039.24</b>	<b>11,113.70</b>	<b>12,152.94</b>	<b>12,152.94</b>	<b>24,305.88</b>	<b>12,152.94</b>	<b>36,458.82</b>	<b>12,152.94</b>	<b>48,611.76</b>	<b>12,152.94</b>	<b>60,764.70</b>	<b>12,152.94</b>	<b>72,917.64</b>	<b>85,070.58</b>	<b>97,223.52</b>	<b>109,376.46</b>	<b>121,529.40</b>	<b>133,682.34</b>	<b>145,835.28</b>
<b>Contribución por Mejoras - Secc. Oeste</b>	<b>8,909.95</b>	<b>7,647.94</b>	<b>16,557.89</b>	<b>16,557.89</b>	<b>33,115.78</b>	<b>16,557.89</b>	<b>49,673.67</b>	<b>16,557.89</b>	<b>66,231.56</b>	<b>16,557.89</b>	<b>82,789.45</b>	<b>16,557.89</b>	<b>104,347.34</b>	<b>125,905.23</b>	<b>147,463.12</b>	<b>169,021.01</b>	<b>190,578.90</b>	<b>212,136.79</b>	<b>233,694.68</b>
<b>Contribución por Mejoras - Secc. Norte</b>	<b>192,833.41</b>	<b>266,962.32</b>	<b>459,795.73</b>	<b>459,795.73</b>	<b>919,591.46</b>	<b>459,795.73</b>	<b>1,379,387.19</b>	<b>459,795.73</b>	<b>1,839,182.92</b>	<b>459,795.73</b>	<b>2,298,978.65</b>	<b>459,795.73</b>	<b>3,008,774.38</b>	<b>3,468,570.11</b>	<b>3,928,365.84</b>	<b>4,388,161.57</b>	<b>4,847,957.30</b>	<b>5,307,552.93</b>	<b>5,767,148.66</b>
<b>Contribución por Mejoras - Secc. Sur</b>	<b>19,822.00</b>	<b>9,629.00</b>	<b>29,451.00</b>	<b>29,451.00</b>	<b>58,902.00</b>	<b>29,451.00</b>	<b>88,353.00</b>	<b>29,451.00</b>	<b>117,804.00</b>	<b>29,451.00</b>	<b>147,255.00</b>	<b>29,451.00</b>	<b>176,706.00</b>	<b>206,157.00</b>	<b>235,608.00</b>	<b>265,059.00</b>	<b>294,510.00</b>	<b>323,961.00</b>	<b>353,412.00</b>
<b>Tasa de Verificación de Estructuras de Anl</b>	<b>0.00</b>	<b>0.00</b>	<b>0.00</b>	<b>0.00</b>	<b>0.00</b>	<b>0.00</b>	<b>0.00</b>	<b>0.00</b>	<b>0.00</b>	<b>0.00</b>	<b>0.00</b>	<b>0.00</b>	<b>0.00</b>	<b>0.00</b>	<b>0.00</b>	<b>0.00</b>	<b>0.00</b>	<b>0.00</b>	
<b>Convenios Varios</b>	<b>0.00</b>	<b>0.00</b>	<b>0.00</b>	<b>0.00</b>	<b>0.00</b>	<b>0.00</b>	<b>0.00</b>	<b>0.00</b>	<b>0.00</b>	<b>0.00</b>	<b>0.00</b>	<b>0.00</b>	<b>0.00</b>	<b>0.00</b>	<b>0.00</b>	<b>0.00</b>	<b>0.00</b>	<b>0.00</b>	
<b>* Cuentas Especiales (De etc. especial)</b>	<b>215,996.70</b>	<b>204,770.66</b>	<b>419,967.36</b>	<b>419,967.36</b>															

 Elección Presupuestaria por mes (Provisoria)

	01/13	02/13	Acumulado a 02/13	03/13	Acumulado a 03/13	04/13	Acumulado a 04/13	05/13	Acumulado a 05/13	06/13	Acumulado a 06/13	07/13	Acumulado a 07/13	08/13	Acumulado a 08/13	09/13	Acumulado a 09/13	10/13	Acumulado a 10/13
<b>VI - TOTAL DE RECURSOS (II + IV)</b>	40.280.347,01	47.659.889,14	87.920.416,15	41.071.314,91	128.991.731,08	46.349.511,11	175.341.242,17	48.897.793,49	224.314.005,46	52.348.348,00	276.662.353,46	39.708.413,92	335.389.267,38	37.717.344,88	394.285.312,24	54.201.373,97	448.488.186,21	55.728.200,85	503.744.386,86
<b>VII - TOTAL DE EROGACIONES (III + V)</b>	33.783.392,94	37.653.387,12	71.416.720,08	55.395.621,39	126.815.341,95	45.831.084,15	174.646.426,11	55.497.091,40	228.143.317,51	35.487.316,37	283.610.833,88	49.071.194,88	332.682.028,76	52.288.070,88	384.970.099,64	49.342.227,81	434.317.327,43	55.321.427,43	489.638.754,86
<b>VIII - NECES. DE FCMTQ - RDO FCJERO (III + IV - V)</b>	6.497.214,07	10.006.482,02	16.503.696,09	-14.327.308,99	2.176.389,10	598.426,96	2.774.816,06	-6.604.328,11	-3.829.312,05	-2.918.468,37	-6.747.980,42	10.635.219,04	3.887.238,62	5.429.474,00	9.316.712,62	4.859.146,16	14.175.858,78	-65.226,78	14.110.632,00
<b>IX - FINANCIAMIENTO NETO</b>	-126.458,00	-126.458,00	-252.916,00	1.059.230,00	806.314,00	-126.458,00	879.835,00	16.987.240,58	17.867.088,58	-96.458,00	17.370.638,58	-126.458,00	17.444.180,58	-106.458,00	17.337.722,58	-126.458,00	17.211.264,58	-126.458,00	17.084.806,58
Fuentes	0,00	0,00	0,00	1.185.688,00	1.185.688,00	0,00	1.185.688,00	17.113.698,58	18.299.386,58	30.000,00	18.329.386,58	0,00	18.329.386,58	20.000,00	18.349.386,58	0,00	18.349.386,58	0,00	18.349.386,58
Aportes No Reintegrables	0,00	0,00	0,00	1.185.688,00	1.185.688,00	0,00	1.185.688,00	0,00	1.185.688,00	30.000,00	1.215.688,00	0,00	1.215.688,00	20.000,00	1.235.688,00	0,00	1.235.688,00	0,00	1.235.688,00
Convenio 6268 Prog. Fed. Int. Sociocomunitaria	0,00	0,00	0,00	1.185.688,00	1.185.688,00	0,00	1.185.688,00	0,00	1.185.688,00	0,00	1.185.688,00	0,00	1.185.688,00	0,00	1.185.688,00	0,00	1.185.688,00	0,00	1.185.688,00
Aporte Sector Privado Para Eventos	0,00	0,00	0,00	0,00	0,00	0,00	0,00	0,00	0,00	30.000,00	30.000,00	0,00	30.000,00	0,00	30.000,00	0,00	30.000,00	0,00	30.000,00
Aporte Nac. Festival Int. de Cine de Montaña	0,00	0,00	0,00	0,00	0,00	0,00	0,00	0,00	0,00	0,00	0,00	0,00	0,00	20.000,00	0,00	20.000,00	0,00	20.000,00	
Otras Fuentes	0,00	0,00	0,00	0,00	0,00	0,00	0,00	0,00	0,00	0,00	0,00	0,00	0,00	0,00	0,00	0,00	0,00	0,00	0,00
Resultados Ejercicios Anteriores	0,00	0,00	0,00	0,00	0,00	0,00	0,00	17.113.698,58	17.113.698,58	0,00	17.113.698,58	0,00	17.113.698,58	0,00	17.113.698,58	0,00	17.113.698,58	0,00	17.113.698,58
Rdos. Ej. Anteriores-Remanente Ley 766	0,00	0,00	0,00	0,00	0,00	0,00	0,00	1.530.509,25	1.530.509,25	0,00	1.530.509,25	0,00	1.530.509,25	0,00	1.530.509,25	0,00	1.530.509,25	0,00	1.530.509,25
Rdos. Ej. Anteriores-Remanente Fondo Federal Solidario	0,00	0,00	0,00	0,00	0,00	0,00	0,00	660.346,86	660.346,86	0,00	660.346,86	0,00	660.346,86	0,00	660.346,86	0,00	660.346,86	0,00	660.346,86
Rdos. Ej. Anteriores-Remanente Demanda Habitacional	0,00	0,00	0,00	0,00	0,00	0,00	0,00	14.922.842,47	14.922.842,47	0,00	14.922.842,47	0,00	14.922.842,47	0,00	14.922.842,47	0,00	14.922.842,47	0,00	14.922.842,47
Usos	126.458,00	126.458,00	252.916,00	126.458,00	379.374,00	126.458,00	505.832,00	126.458,00	632.290,00	126.458,00	758.748,00	126.458,00	885.206,00	126.458,00	1.011.664,00	126.458,00	1.138.122,00	126.458,00	1.264.580,00
Amortización de la Deuda	126.458,00	126.458,00	252.916,00	126.458,00	379.374,00	126.458,00	505.832,00	126.458,00	632.290,00	126.458,00	758.748,00	126.458,00	885.206,00	126.458,00	1.011.664,00	126.458,00	1.138.122,00	126.458,00	1.264.580,00
<b>Resultado de la Ejecución</b>	6.370.756,07	9.880.024,02	16.250.780,09	-13.268.076,99	2.982.703,10	471.968,96	3.454.672,06	10.382.912,47	13.837.584,53	-3.014.926,37	10.822.658,16	10.508.761,04	21.331.419,20	5.323.016,00	26.654.435,20	4.732.688,16	31.387.123,36	-191.684,78	31.195.438,58

  
 S. P. STELLA MARIS CAMPOS  
 Subcontador General  
 Municipalidad de Luján

Cuenta	Votado	Aumentos	Disminuciones	Crd.Definitivo	Ingresos	Saldo	Preventivo	Definitivo	Devengado	Mand a Pagar	Pagado	Dev No Pagado	Saldo Reservas
338 012	130,942.00	106,000.00	0.00	236,942.00	0.00	55,421.19	179,902.41	172,217.16	78,112.31	74,690.09	68,022.14	10,090.17	1,618.40
338 013	15,713,082.60	0.00	106,000.00	15,607,082.60	0.00	3,685,466.66	11,921,335.94	8,254,049.88	7,648,699.38	7,648,699.38	7,484,289.01	164,410.37	280.00
338 031	79,018.00	0.00	0.00	79,018.00	0.00	79,018.00	0.00	0.00	0.00	0.00	0.00	0.00	0.00
338 051	389,510.00	0.00	0.00	389,510.00	0.00	342,121.40	47,388.60	47,388.60	12,831.88	12,831.88	11,711.88	1,120.00	0.00
338 052	4,292,464.00	0.00	0.00	4,292,464.00	0.00	1,859,148.44	2,432,965.24	1,759,652.45	1,676,241.89	1,624,791.89	1,127,474.91	548,766.98	350.32
	30,393,684.84	106,000.00	106,000.00	30,393,684.84	0.00	6,409,857.80	23,981,578.32	19,633,294.22	18,815,871.59	18,760,999.37	17,696,260.82	1,119,610.77	2,248.72
169 SECRETARIA DE DESARROLLO Y GESTION URBANA													
350 052	0.00	0.00	0.00	0.00	0.00	0.00	0.00	0.00	0.00	0.00	0.00	0.00	0.00
	0.00	0.00	0.00	0.00	0.00	0.00	0.00	0.00	0.00	0.00	0.00	0.00	0.00
99998 210	0.00	0.00	0.00	0.00	0.00	0.00	0.00	0.00	0.00	0.00	0.00	0.00	0.00
99998 220	0.00	0.00	0.00	0.00	0.00	0.00	0.00	0.00	0.00	0.00	0.00	0.00	0.00
99998 230	0.00	0.00	0.00	0.00	0.00	0.00	0.00	0.00	0.00	0.00	0.00	0.00	0.00
99998 240	0.00	0.00	0.00	0.00	0.00	0.00	0.00	0.00	0.00	0.00	0.00	0.00	0.00
	0.00	0.00	0.00	0.00	0.00	0.00	0.00	0.00	0.00	0.00	0.00	0.00	0.00
99999 999	0.00	0.00	0.00	0.00	0.00	0.00	0.00	0.00	0.00	0.00	0.00	0.00	0.00
	0.00	0.00	0.00	0.00	0.00	0.00	0.00	0.00	0.00	0.00	0.00	0.00	0.00
<b>TOTALES</b>	<b>684,524,484.07</b>	<b>25,302,037.88</b>	<b>16,168,946.10</b>	<b>693,657,575.85</b>	<b>35,180.22</b>	<b>88,201,964.81</b>	<b>604,748,820.25</b>	<b>549,273,068.00</b>	<b>490,898,334.86</b>	<b>485,443,024.47</b>	<b>463,022,221.75</b>	<b>27,876,113.11</b>	<b>706,790.79</b>
TOTAL POR PARTIDA	011					321,408,571.55	321,408,571.55	321,408,571.55	321,408,571.55	306,008,169.12	15,400,402.43		0.00
TOTAL POR PARTIDA	012					14,249,445.41	11,299,351.45	7,846,179.73	7,471,587.55	7,042,116.23	804,063.50		251,603.66
TOTAL POR PARTIDA	013					156,811,733.44	123,712,301.74	92,457,595.23	87,921,185.52	84,749,177.77	7,708,417.46		324,916.37
TOTAL POR PARTIDA	021					0.00	0.00	0.00	0.00	0.00	0.00		0.00
TOTAL POR PARTIDA	031					12,998,772.56	10,546,331.48	8,325,121.93	8,293,487.23	7,417,354.75	907,767.18		0.00
TOTAL POR PARTIDA	051					4,204,767.77	2,586,181.33	1,693,648.04	1,506,463.97	1,230,039.74	463,608.30		12,059.80
TOTAL POR PARTIDA	052					93,810,949.52	78,455,750.45	57,902,638.38	57,577,148.65	55,310,784.14	2,591,854.24		118,210.96
TOTAL POR PARTIDA	072					0.00	0.00	0.00	0.00	0.00	0.00		0.00
TOTAL POR PARTIDA	091					0.00	0.00	0.00	0.00	0.00	0.00		0.00
TOTAL POR PARTIDA	101					1,264,580.00	1,264,580.00	1,264,580.00	1,264,580.00	1,264,580.00	0.00		0.00
TOTAL POR PARTIDA	210					0.00	0.00	0.00	0.00	0.00	0.00		0.00

STELLA MARIS CAMPOS  
 Subcontador General  
 Municipalidad de Ushuaia

Cuenta	Votado	Aumentos	Disminuciones	Crd.Definitivo	Ingresos	Saldo	Preventivo	Definitivo	Devengado	Mand a Pagar	Pagado	Dev No Pagado	Saldo Reservas
TOTAL POR PARTIDA	220						0.00	0.00	0.00	0.00	0.00	0.00	0.00
TOTAL POR PARTIDA	230						0.00	0.00	0.00	0.00	0.00	0.00	0.00
TOTAL POR PARTIDA	240						0.00	0.00	0.00	0.00	0.00	0.00	0.00
TOTAL POR PARTIDA	999						0.00	0.00	0.00	0.00	0.00	0.00	0.00

  
 S P STELLA MARIS CAMPOS  
 Supeditador General  
 Municipalidad de Ushuaia

Ejecucion Presupuestaria al 31/10/2013  
Unidades Credito desde 1 hasta 999999

Cuenta	Votado	Aumentos	Disminuciones	Crđ.Definitivo	Ingresos	Saldo	Preventivo	Definitivo	Devengado	Mand a Pagar	Pagado	Dev No Pagado	Saldo Reservas
<b>129 INTENDENCIA</b>													
50 011	2,678,814.58	0.00	0.00	2,678,814.58	0.00	197,916.93	2,480,897.65	2,480,897.65	2,480,897.65	2,480,897.65	2,381,930.24	98,967.41	0.00
50 012	52,347.00	10,400.00	0.00	62,747.00	0.00	6,512.60	56,234.40	56,234.40	40,988.42	39,723.82	39,004.11	1,984.31	0.00
50 013	1,171,016.00	0.00	10,400.00	1,160,616.00	0.00	379,820.10	775,725.90	769,225.90	698,959.53	658,959.53	642,669.09	56,290.44	5,070.00
50 051	2,000.00	0.00	0.00	2,000.00	0.00	638.20	1,361.80	1,361.80	0.00	0.00	0.00	0.00	0.00
	<b>3,904,177.58</b>	<b>10,400.00</b>	<b>10,400.00</b>	<b>3,904,177.58</b>	<b>0.00</b>	<b>584,887.83</b>	<b>3,314,219.75</b>	<b>3,307,719.75</b>	<b>3,220,845.60</b>	<b>3,179,581.00</b>	<b>3,063,603.44</b>	<b>157,242.16</b>	<b>5,070.00</b>
<b>147 SECRETARIA DE GOBIERNO</b>													
59 011	13,507,617.63	0.00	0.00	13,507,617.63	0.00	122,151.15	13,385,466.48	13,385,466.48	13,385,466.48	13,385,466.48	12,716,232.41	669,234.07	0.00
59 012	686,306.00	0.00	472,682.41	213,623.59	0.00	130,954.78	81,016.31	77,474.31	42,600.19	42,104.76	41,433.76	1,166.43	1,652.50
59 013	2,928,452.04	0.00	0.00	2,928,452.04	0.00	1,254,721.34	1,672,081.52	1,520,742.67	1,083,445.78	1,038,154.47	1,032,699.28	50,746.50	1,649.18
59 031	28,885.00	0.00	0.00	28,885.00	0.00	4,532.94	24,352.06	5,569.71	5,569.71	5,569.71	5,569.71	0.00	0.00
59 051	212,947.00	0.00	0.00	212,947.00	0.00	171,833.28	41,113.72	34,433.72	31,114.04	31,114.04	23,224.04	7,890.00	0.00
	<b>17,364,207.67</b>	<b>0.00</b>	<b>472,682.41</b>	<b>16,891,525.26</b>	<b>0.00</b>	<b>1,684,193.49</b>	<b>15,204,030.09</b>	<b>15,023,686.89</b>	<b>14,548,196.20</b>	<b>14,502,409.46</b>	<b>13,819,159.20</b>	<b>729,037.00</b>	<b>3,301.68</b>
<b>160 SECRETARIA DE HACIENDA Y FINANZAS</b>													
72 011	14,369,513.99	0.00	0.00	14,369,513.99	0.00	2,044,287.36	12,325,226.63	12,325,226.63	12,325,226.63	12,325,226.63	11,759,973.87	565,252.76	0.00
72 012	740,299.00	19,220.00	327,686.09	431,832.91	0.00	18,999.66	412,499.11	192,779.89	140,862.88	114,099.14	105,937.57	34,925.31	334.14
72 013	21,786,566.00	0.00	939,220.00	20,847,346.00	0.00	10,964,875.73	9,878,555.77	7,534,425.42	6,385,048.60	3,876,316.70	3,625,761.97	2,759,286.63	3,914.50
72 031	3,346,229.00	920,000.00	0.00	4,266,229.00	0.00	2,272.06	4,263,956.94	3,907,483.46	2,292,056.66	2,292,056.66	1,569,425.98	722,630.68	0.00
72 051	764,700.00	0.00	0.00	764,700.00	0.00	608,337.66	156,362.34	135,686.64	23,120.00	23,120.00	6,800.00	16,320.00	0.00
72 101	1,264,580.00	0.00	0.00	1,264,580.00	0.00	0.00	1,264,580.00	1,264,580.00	1,264,580.00	1,264,580.00	1,264,580.00	0.00	0.00
	<b>42,271,887.99</b>	<b>939,220.00</b>	<b>1,266,906.09</b>	<b>41,944,201.90</b>	<b>0.00</b>	<b>13,638,772.47</b>	<b>28,301,180.79</b>	<b>25,360,182.04</b>	<b>22,430,894.77</b>	<b>19,895,399.13</b>	<b>18,332,479.39</b>	<b>4,098,415.38</b>	<b>4,248.64</b>
<b>181 Subsecretaria de Promocion y Desarrollo Social</b>													
74 011	18,705,488.46	743,490.81	0.00	19,448,979.27	0.00	0.00	19,448,979.27	19,448,979.27	19,448,979.27	19,448,979.27	18,526,199.14	922,780.13	0.00
74 012	641,395.49	0.00	15,600.00	625,795.49	0.00	16,293.92	607,176.46	587,493.98	299,645.81	297,095.61	284,367.53	15,278.28	2,325.11
74 013	2,603,097.85	0.00	32,400.00	2,570,697.85	56.14	480,702.19	2,034,193.51	1,874,679.00	1,254,752.37	1,174,367.79	1,124,728.34	130,024.03	55,802.15

STELLA MARIS CAMPOS  
Sincronizador General  
Municipalidad de Ushuaia

Cuenta	Votado	Aumentos	Disminuciones	Crđ.Definitivo	Ingresos	Saldo	Preventivo	Definitivo	Devengado	Mand a Pagar	Pagado	Dev No Pagado	Saldo Reservas
74 031	6,033,983.00	0.00	0.00	6,033,983.00	0.00	2,475,627.42	3,558,355.58	2,186,571.65	1,886,475.91	1,886,475.91	1,804,796.25	81,679.66	0.00
74 051	493,161.00	0.00	0.00	493,161.00	0.00	295,848.97	197,312.03	197,312.03	151,573.16	150,563.16	119,861.13	31,712.03	0.00
74 052	1,068,000.00	0.00	0.00	1,068,000.00	0.00	1,068,000.00	0.00	0.00	0.00	0.00	0.00	0.00	0.00
74 072	118,500.00	0.00	0.00	118,500.00	0.00	118,500.00	0.00	0.00	0.00	0.00	0.00	0.00	0.00
	29,663,625.80	743,490.81	48,000.00	30,359,116.61	56.14	4,454,972.50	25,846,016.85	24,295,035.93	23,041,426.52	22,957,481.74	21,859,952.39	1,181,474.13	58,127.26
193 CONCEJO DELIBERANTE													
85 011	29,993,918.11	1,402,367.44	0.00	31,396,285.55	0.00	0.00	31,396,285.55	31,396,285.55	31,396,285.55	31,396,285.55	29,929,853.46	1,466,432.09	0.00
85 012	375,882.00	0.00	375,882.00	0.00	0.00	0.00	0.00	0.00	0.00	0.00	0.00	0.00	0.00
85 013	3,116,490.00	0.00	3,116,490.00	0.00	0.00	0.00	0.00	0.00	0.00	0.00	0.00	0.00	0.00
85 031	157,014.00	0.00	157,014.00	0.00	0.00	0.00	0.00	0.00	0.00	0.00	0.00	0.00	0.00
85 051	1,750,614.00	0.00	1,750,614.00	0.00	0.00	0.00	0.00	0.00	0.00	0.00	0.00	0.00	0.00
85 091	0.00	5,400,000.00	0.00	5,400,000.00	0.00	5,400,000.00	0.00	0.00	0.00	0.00	0.00	0.00	0.00
	35,393,918.11	6,802,367.44	5,400,000.00	36,796,285.55	0.00	5,400,000.00	31,396,285.55	31,396,285.55	31,396,285.55	31,396,285.55	29,929,853.46	1,466,432.09	0.00
192 JUZGADO ADMINISTRATIVO MUNICIPAL DE FALTAS													
86 011	6,782,481.94	0.00	0.00	6,782,481.94	0.00	192,909.61	6,589,572.33	6,589,572.33	6,589,572.33	6,589,572.33	6,297,838.70	291,733.63	0.00
86 012	244,805.00	0.00	6,000.00	238,805.00	0.00	121,245.20	115,035.40	113,865.40	80,451.83	79,168.01	68,289.43	12,162.40	2,524.40
86 013	2,810,085.00	0.00	24,000.00	2,786,085.00	0.00	670,278.26	2,089,113.61	1,650,069.97	1,296,340.08	1,287,551.83	1,267,915.97	28,424.11	26,693.13
86 051	138,036.00	45,000.00	15,000.00	168,036.00	0.00	8,565.93	150,421.57	41,271.57	39,058.45	19,208.45	18,408.45	20,650.00	9,048.50
	9,975,407.94	45,000.00	45,000.00	9,975,407.94	0.00	992,999.00	8,944,142.91	8,394,779.27	8,005,422.69	7,975,500.62	7,652,452.55	352,970.14	38,266.03
169 SECRETARIA DE DESARROLLO Y GESTION URBANA													
88 011	3,546,126.74	0.00	0.00	3,546,126.74	0.00	205,295.67	3,340,831.07	3,340,831.07	3,340,831.07	3,340,831.07	3,178,498.93	162,332.14	0.00
88 012	1,407,831.00	0.00	0.00	1,407,831.00	0.00	1,359,372.63	48,458.37	48,458.37	18,826.15	18,462.50	18,462.50	363.65	0.00
88 013	15,580,508.84	0.00	6,842,021.94	8,738,486.90	0.00	8,601,081.87	137,395.03	87,216.19	78,855.04	78,855.04	78,855.04	0.00	10.00
88 051	15,000.00	0.00	0.00	15,000.00	0.00	2,970.00	12,030.00	12,030.00	12,030.00	12,030.00	12,030.00	0.00	0.00
88 052	58,408,080.00	9,133,091.78	0.00	67,541,171.78	32,255.66	947,023.57	66,594,148.21	53,532,266.65	37,266,765.32	37,266,765.32	36,890,074.75	376,690.57	0.00

Cuenta	Votado	Aumentos	Disminuciones	Crđ.Definitivo	Ingresos	Saldo	Preventivo	Definitivo	Devengado	Mand a Pagar	Pagado	Dev No Pagado	Saldo Reservas
	78,957,546.58	9,133,091.78	6,842,021.94	81,248,616.42	32,255.66	11,115,743.74	70,132,862.68	57,020,802.28	40,717,307.58	40,716,943.93	40,177,921.22	539,386.36	10.00
180 SECRETARIA DE PROMOCION, DESARROLLO SOCIAL Y DDHH													
159 011	5,039,193.90	206,979.59	0.00	5,246,173.49	0.00	0.00	5,246,173.49	5,246,173.49	5,246,173.49	5,246,173.49	4,993,321.63	252,851.86	0.00
159 012	1,507,844.51	15,600.00	206,979.59	1,316,464.92	0.00	693,885.37	620,110.25	514,969.25	260,259.95	252,011.43	244,487.18	15,772.77	2,469.30
159 013	6,555,676.02	32,400.00	743,490.81	5,844,585.21	0.00	3,418,515.92	2,422,169.29	1,781,420.22	1,497,381.14	1,497,381.14	1,411,812.50	85,568.64	3,900.00
159 031	1,808,500.00	0.00	0.00	1,808,500.00	0.00	136,068.07	1,672,431.93	1,489,051.93	1,334,456.54	1,302,821.84	1,230,999.70	103,456.84	0.00
159 051	548,030.00	0.00	0.00	548,030.00	0.00	15,645.90	532,384.10	326,297.10	275,949.40	267,878.75	209,933.72	66,015.68	0.00
159 052	192,000.00	0.00	0.00	192,000.00	0.00	192,000.00	0.00	0.00	0.00	0.00	0.00	0.00	0.00
	15,651,244.43	254,979.59	950,470.40	14,955,753.62	0.00	4,456,115.26	10,493,269.06	9,357,911.99	8,614,220.52	8,566,266.65	8,090,554.73	523,665.79	6,369.30
190 SECRETARIA DE TURISMO													
173 011	7,510,388.47	0.00	0.00	7,510,388.47	0.00	385,117.11	7,125,271.36	7,125,271.36	7,125,271.36	7,125,271.36	6,831,740.79	293,530.57	0.00
173 012	307,124.00	0.00	6,494.42	300,629.58	0.00	234,475.17	65,954.41	65,954.41	43,526.66	34,536.66	33,339.34	10,187.32	200.00
173 013	3,582,026.00	529,000.00	529,000.00	3,582,026.00	0.00	597,953.51	2,967,137.49	2,204,347.02	1,721,109.68	1,673,106.29	1,651,267.41	69,842.27	16,935.00
173 031	1,065,000.00	0.00	0.00	1,065,000.00	0.00	993,936.82	71,063.18	71,063.18	65,377.18	65,377.18	65,377.18	0.00	0.00
173 051	253,883.00	0.00	0.00	253,883.00	0.00	57,578.00	196,305.00	80,305.00	58,705.00	41,596.00	37,956.00	20,749.00	0.00
	12,718,421.47	529,000.00	535,494.42	12,711,927.05	0.00	2,269,060.61	10,425,731.44	9,546,940.97	9,013,989.88	8,939,887.49	8,619,680.72	394,309.16	17,135.00
148 Subsecretaria de Gobierno													
179 011	28,108,655.54	0.00	0.00	28,108,655.54	0.00	1,247,625.10	26,861,030.44	26,861,030.44	26,861,030.44	26,861,030.44	25,670,346.67	1,190,683.77	0.00
179 012	1,722,487.00	0.00	0.00	1,722,487.00	0.00	106,556.89	1,614,009.29	1,314,821.69	885,093.50	864,459.67	825,371.29	59,722.21	1,920.82
179 013	4,040,243.84	0.00	0.00	4,040,243.84	0.00	371,380.60	3,657,695.24	3,414,890.50	2,501,321.57	2,443,793.26	2,313,790.13	187,531.44	11,168.00
179 021	0.00	0.00	0.00	0.00	0.00	0.00	0.00	0.00	0.00	0.00	0.00	0.00	0.00
179 031	997,920.00	0.00	0.00	997,920.00	0.00	2,539.17	995,380.83	988,281.19	977,167.66	977,167.66	977,167.66	0.00	0.00
179 051	1,584,017.65	0.00	0.00	1,584,017.65	0.00	1,259,513.45	324,504.20	82,814.20	76,351.64	70,452.64	59,002.62	17,349.02	0.00
179 052	700,000.00	0.00	0.00	700,000.00	0.00	700,000.00	0.00	0.00	0.00	0.00	0.00	0.00	0.00
	37,153,324.03	0.00	0.00	37,153,324.03	0.00	3,687,615.21	33,452,620.00	32,661,838.02	31,300,964.81	31,216,903.67	29,845,678.37	1,455,286.44	13,088.82

Cuenta	Votado	Aumentos	Disminuciones	Crđ.Definitivo	Ingresos	Saldo	Preventivo	Definitivo	Devengado	Mand a Pagar	Pagado	Dev No Pagado	Saldo Reservas
305 Subsecretaria de Planeamiento y Proyectos Urbanos													
206 011	13,108,481.88	0.00	0.00	13,108,481.88	0.00	1,081,337.05	12,027,144.83	12,027,144.83	12,027,144.83	12,027,144.83	11,548,786.49	478,358.34	0.00
206 012	261,339.80	0.00	0.00	261,339.80	0.00	129,782.92	129,662.88	121,517.88	85,903.28	85,695.87	85,431.11	472.17	1,894.00
206 013	2,275,963.00	0.00	0.00	2,275,963.00	0.00	1,160,090.98	1,115,872.02	835,632.24	735,522.42	735,522.42	724,803.34	10,719.08	0.00
206 051	81,580.00	0.00	0.00	81,580.00	0.00	27,217.84	54,362.16	54,362.16	9,403.56	1,975.16	1,975.16	7,428.40	0.00
206 052	300,000.00	0.00	0.00	300,000.00	0.00	300,000.00	0.00	0.00	0.00	0.00	0.00	0.00	0.00
	16,027,364.68	0.00	0.00	16,027,364.68	0.00	2,698,428.79	13,327,041.89	13,038,657.11	12,857,974.09	12,850,338.28	12,360,996.10	496,977.99	1,894.00
314 Subsecretaria de Deportes													
215 011	38,572,643.07	0.00	0.00	38,572,643.07	2,855.42	1,228,451.15	37,344,191.92	37,344,191.92	37,344,191.92	37,344,191.92	35,552,669.34	1,791,522.58	0.00
215 012	2,486,340.00	0.00	0.00	2,486,340.00	0.00	1,479,493.68	1,005,342.41	395,920.38	326,103.44	312,266.18	312,126.81	13,976.63	1,503.91
215 013	13,257,652.15	0.00	0.00	13,257,652.15	0.00	1,978,048.34	11,279,523.81	10,946,664.26	7,872,513.24	7,410,458.25	6,936,411.04	936,102.20	80.00
215 031	261,700.00	0.00	0.00	261,700.00	0.00	210,941.00	50,759.00	50,759.00	1,000.00	1,000.00	1,000.00	0.00	0.00
215 051	882,780.00	0.00	0.00	882,780.00	0.00	709,824.02	172,955.98	73,655.98	72,655.98	64,198.98	54,785.02	17,870.96	0.00
	55,461,115.22	0.00	0.00	55,461,115.22	2,855.42	5,606,758.19	49,852,773.12	48,811,191.54	45,616,464.58	45,132,115.33	42,856,992.21	2,759,472.37	1,583.91
175 Subsecretaria de Servicios Publicos													
220 011	37,978,765.89	2,989,654.50	0.00	40,968,420.39	0.00	0.00	40,968,420.39	40,968,420.39	40,968,420.39	40,968,420.39	38,852,664.64	2,115,755.75	0.00
220 012	6,912,434.20	100,000.00	0.00	7,012,434.20	0.00	217,538.17	6,607,622.84	5,275,108.69	3,888,434.37	3,756,275.19	3,449,036.33	439,398.04	187,273.19
220 013	73,458,478.56	2,450,000.00	100,000.00	75,808,478.56	0.00	577,120.09	75,157,191.51	56,673,616.83	40,351,805.89	39,742,884.17	38,872,925.71	1,478,880.18	74,166.96
220 031	1,500,000.00	0.00	0.00	1,500,000.00	0.00	38,595.68	1,461,404.32	996,612.43	996,612.43	996,612.43	996,612.43	0.00	0.00
220 051	739,660.00	0.00	0.00	739,660.00	0.00	74,170.24	665,489.76	416,863.62	162,160.46	143,350.66	139,460.65	22,699.81	0.00
220 052	24,556,525.00	0.00	0.00	24,556,525.00	0.00	84,838.39	24,353,825.97	22,733,821.25	18,613,293.11	18,339,893.83	17,139,053.89	1,474,239.22	117,860.64
	145,145,863.65	5,539,654.50	100,000.00	150,585,518.15	0.00	992,262.57	149,213,954.79	127,064,443.21	104,980,726.65	103,947,436.67	99,449,753.65	5,530,973.00	379,300.79
311 Subsecretaria de Cultura y Educacion													
242 011	28,475,942.04	0.00	0.00	28,475,942.04	0.00	1,474,356.37	27,001,585.67	27,001,585.67	27,001,585.67	27,001,585.67	25,532,541.13	1,469,044.54	0.00
242 012	1,646,677.00	0.00	0.00	1,646,677.00	0.00	1,058,611.05	569,250.90	476,294.38	403,276.56	391,381.37	389,115.97	14,160.59	18,815.05

Cuenta	Votado	Aumentos	Disminuciones	Crđ.Definitivo	Ingresos	Saldo	Preventivo	Definitivo	Devengado	Mand a Pagar	Pagado	Dev No Pagado	Saldo Reservas
242 013	10,492,122.98	0.00	0.00	10,492,122.98	0.00	2,111,531.85	8,363,620.73	7,201,798.82	4,768,242.60	4,626,787.02	4,031,074.24	737,168.36	16,970.40
242 031	112,275.00	0.00	0.00	112,275.00	0.00	2.56	112,272.44	112,272.44	30,582.35	30,582.35	30,582.35	0.00	0.00
242 051	1,103,993.00	0.00	0.00	1,103,993.00	0.00	762,568.32	338,414.38	290,662.38	261,612.46	194,042.46	169,892.42	91,720.04	3,010.30
242 052	600,000.00	0.00	0.00	600,000.00	0.00	546,868.33	53,131.67	53,131.67	53,131.67	53,131.67	53,131.67	0.00	0.00
	42,431,010.02	0.00	0.00	42,431,010.02	0.00	5,953,938.48	36,438,275.79	35,135,745.36	32,518,431.31	32,297,510.54	30,206,337.78	2,312,093.53	38,795.75
194 SINDICATURA GENERAL													
247 011	1,712,795.11	0.00	0.00	1,712,795.11	0.00	1,341,054.24	371,740.87	371,740.87	371,740.87	371,740.87	286,962.33	84,778.54	0.00
247 012	30,000.00	0.00	0.00	30,000.00	0.00	30,000.00	0.00	0.00	0.00	0.00	0.00	0.00	0.00
247 013	405,060.00	0.00	0.00	405,060.00	0.00	405,060.00	0.00	0.00	0.00	0.00	0.00	0.00	0.00
247 051	83,150.00	0.00	0.00	83,150.00	0.00	83,150.00	0.00	0.00	0.00	0.00	0.00	0.00	0.00
	2,231,005.11	0.00	0.00	2,231,005.11	0.00	1,859,264.24	371,740.87	371,740.87	371,740.87	371,740.87	286,962.33	84,778.54	0.00
170 Subsecretaria de Obras Publicas													
263 011	4,745,566.28	0.00	0.00	4,745,566.28	0.00	828,151.90	3,917,414.38	3,917,414.38	3,917,414.38	3,917,414.38	3,759,129.30	158,285.08	0.00
263 012	225,907.00	0.00	0.00	225,907.00	0.00	96,480.27	127,055.10	127,055.10	62,021.52	60,439.15	59,275.62	2,745.90	2,371.63
263 013	777,094.00	0.00	0.00	777,094.00	0.00	583,697.44	193,396.56	193,396.56	142,233.19	136,088.09	135,882.66	6,350.53	0.00
263 051	350,000.00	0.00	0.00	350,000.00	0.00	335,040.00	14,960.00	14,960.00	0.00	0.00	0.00	0.00	0.00
	6,098,567.28	0.00	0.00	6,098,567.28	0.00	1,843,369.61	4,252,826.04	4,252,826.04	4,121,669.09	4,113,941.62	3,954,287.58	167,381.51	2,371.63
364 SECRETARIA LEGAL Y TECNICA													
314 011	7,721,260.04	0.00	0.00	7,721,260.04	0.00	970,808.60	6,750,451.44	6,750,451.44	6,750,451.44	6,750,451.44	6,464,932.98	285,518.46	0.00
314 012	86,491.00	0.00	4,174.73	82,316.27	0.00	51,886.95	30,429.32	30,336.32	13,163.68	12,935.96	12,935.96	227.72	0.00
314 013	5,725,924.00	0.00	33,673.11	5,692,250.89	0.00	4,211,095.90	1,481,074.99	1,480,874.99	900,262.01	900,262.01	900,262.01	0.00	80.00
314 051	50,900.00	0.00	0.00	50,900.00	0.00	15,103.74	35,796.26	35,796.26	22,875.70	17,459.00	17,459.00	5,416.70	0.00
	13,584,575.04	0.00	37,847.84	13,546,727.20	0.00	5,248,895.19	8,297,752.01	8,297,459.01	7,686,752.83	7,681,108.41	7,395,589.95	291,162.88	80.00
131 Subsecretaria Legal y Tecnica													
315 011	477,093.89	4,174.73	0.00	481,268.62	0.00	0.00	481,268.62	481,268.62	481,268.62	481,268.62	458,893.86	22,374.76	0.00

Cuenta	Votado	Aumentos	Disminuciones	Crđ.Definitivo	Ingresos	Saldo	Preventivo	Definitivo	Devengado	Mand a Pagar	Pagado	Dev No Pagado	Saldo Reservas
315 012	2,450.00	0.00	0.00	2,450.00	0.00	362.00	2,088.00	2,088.00	1,566.00	1,566.00	1,566.00	0.00	0.00
315 013	10,028.00	0.00	0.00	10,028.00	0.00	314.00	9,714.00	9,714.00	6,754.46	6,754.46	6,754.46	0.00	0.00
315 051	3,180.00	0.00	0.00	3,180.00	0.00	3,180.00	0.00	0.00	0.00	0.00	0.00	0.00	0.00
	492,751.89	4,174.73	0.00	496,926.62	0.00	3,856.00	493,070.62	493,070.62	489,589.08	489,589.08	467,214.32	22,374.76	0.00
366 SEC. GRAL PLANEAM. ESTRAT. Y COORD. GTION.													
317 011	4,790,016.53	361,359.20	0.00	5,151,375.73	0.00	0.00	5,151,375.73	5,151,375.73	5,151,375.73	5,151,375.73	4,944,299.83	207,075.90	0.00
317 012	69,124.00	180,000.00	0.00	249,124.00	0.00	209,525.63	26,419.05	26,419.05	26,419.05	26,419.05	26,419.05	0.00	13,179.32
317 013	731,706.00	0.00	180,000.00	551,706.00	13.00	244,238.01	219,433.23	219,433.23	205,037.54	205,037.54	202,448.14	2,589.40	88,034.76
317 051	22,130.00	0.00	0.00	22,130.00	0.00	5,013.44	17,116.56	17,116.56	16,010.00	16,010.00	16,010.00	0.00	0.00
317 052	380,925.00	0.00	0.00	380,925.00	0.00	4,046.57	376,878.43	376,878.43	293,206.39	292,565.94	101,048.92	192,157.47	0.00
	5,993,901.53	541,359.20	180,000.00	6,355,260.73	13.00	462,823.65	5,791,223.00	5,791,223.00	5,692,048.71	5,691,408.26	5,290,225.94	401,822.77	101,214.08
377 Subs.Gral. de Planeam.Est. y Coord. de Gestion													
319 011	285,125.10	6,494.42	0.00	291,619.52	0.00	0.00	291,619.52	291,619.52	291,619.52	291,619.52	289,590.36	2,029.16	0.00
319 012	332,000.00	0.00	0.00	332,000.00	0.00	218,774.71	112,778.61	67,778.61	67,207.90	67,207.90	66,752.94	454.96	446.68
319 013	3,926,319.00	0.00	0.00	3,926,319.00	0.00	1,938,480.31	1,987,838.69	1,768,398.69	1,108,196.03	1,102,696.03	1,081,696.02	26,500.01	0.00
319 031	9,000.00	0.00	0.00	9,000.00	0.00	9,000.00	0.00	0.00	0.00	0.00	0.00	0.00	0.00
319 051	1,333,890.00	0.00	0.00	1,333,890.00	0.00	1,332,006.00	1,884.00	1,884.00	1,884.00	1,884.00	1,884.00	0.00	0.00
	5,886,334.10	6,494.42	0.00	5,892,828.52	0.00	3,498,261.02	2,394,120.82	2,129,680.82	1,468,907.45	1,463,407.45	1,439,923.32	28,984.13	446.68
379 Subsec. General de Gestion Interna MUunicipal													
320 011	7,011,130.88	0.00	0.00	7,011,130.88	0.00	16,638.78	6,994,492.10	6,994,492.10	6,994,492.10	6,994,492.10	6,710,868.03	283,624.07	0.00
320 012	846,201.00	60,000.00	0.00	906,201.00	0.00	285,634.55	613,872.31	583,721.70	453,914.12	350,459.10	346,255.30	107,658.82	6,694.14
320 013	12,577,788.00	0.00	60,000.00	12,517,788.00	0.00	57,233.63	12,450,323.28	9,627,674.35	7,911,523.90	7,417,254.20	7,062,539.06	848,984.84	10,231.09
320 031	377,080.00	0.00	0.00	377,080.00	0.00	11,553.72	365,526.28	315,396.49	312,553.49	312,553.49	312,553.49	0.00	0.00
320 051	628,820.00	114,123.00	114,123.00	628,820.00	0.00	301,347.66	327,471.34	320,471.34	183,708.22	183,708.22	183,708.22	0.00	1.00
	21,441,019.88	174,123.00	174,123.00	21,441,019.88	0.00	672,408.34	20,751,685.31	17,841,755.98	15,856,191.83	15,258,467.11	14,615,924.10	1,240,267.73	16,926.23

Cuenta	Votado	Aumentos	Disminuciones	Crd.Definitivo	Ingresos	Saldo	Preventivo	Definitivo	Devengado	Mand a Pagar	Pagado	Dev No Pagado	Saldo Reservas
161 Subsecretaria de Hacienda y Finanzas													
322 011	16,632,920.33	0.00	0.00	16,632,920.33	0.00	739,302.49	15,893,617.84	15,893,617.84	15,893,617.84	15,893,617.84	15,087,423.87	806,193.97	0.00
322 012	1,461,780.00	0.00	0.00	1,461,780.00	0.00	1,230,496.70	230,295.99	186,882.39	129,436.42	123,021.82	105,628.59	23,807.83	987.31
322 013	4,107,751.00	0.00	0.00	4,107,751.00	0.00	111,774.65	3,995,976.35	3,524,461.68	2,894,215.27	2,872,180.15	2,827,519.93	66,695.34	0.00
322 051	341,441.00	0.00	0.00	341,441.00	0.00	113,163.33	228,277.67	206,822.67	199,572.87	172,009.35	62,906.21	136,666.66	0.00
	22,543,892.33	0.00	0.00	22,543,892.33	0.00	2,194,737.17	20,348,167.85	19,811,784.58	19,116,842.40	19,060,829.16	18,083,478.60	1,033,363.80	987.31
318 Subsecretaria de Seguridad Urbana													
330 011	26,142,845.43	472,682.41	0.00	26,615,527.84	0.00	0.00	26,615,527.84	26,615,527.84	26,615,527.84	26,615,527.84	25,228,708.24	1,386,819.60	0.00
330 012	1,370,862.00	0.00	0.00	1,370,862.00	0.00	371,236.65	994,231.59	861,960.09	498,365.69	467,568.27	458,857.70	39,507.99	5,393.76
330 013	3,115,395.12	0.00	0.00	3,115,395.12	0.00	103,098.95	3,002,364.97	2,139,569.32	1,395,375.51	1,388,075.75	1,333,072.42	62,303.09	9,931.20
330 031	444,040.00	0.00	0.00	444,040.00	0.00	20,770.00	423,270.00	423,270.00	423,270.00	423,270.00	423,270.00	0.00	0.00
330 051	2,266,494.35	0.00	0.00	2,266,494.35	0.00	1,577,638.05	688,856.30	194,685.70	83,031.22	83,031.22	83,031.22	0.00	0.00
330 052	400,000.00	0.00	0.00	400,000.00	0.00	400,000.00	0.00	0.00	0.00	0.00	0.00	0.00	0.00
	33,739,636.90	472,682.41	0.00	34,212,319.31	0.00	2,472,743.65	31,724,250.70	30,235,012.95	29,015,570.26	28,977,473.08	27,526,939.58	1,488,630.68	15,324.96
148 Subsecretaria de Gobierno													
331 011	0.00	0.00	0.00	0.00	0.00	0.00	0.00	0.00	0.00	0.00	0.00	0.00	0.00
331 012	0.00	0.00	0.00	0.00	0.00	0.00	0.00	0.00	0.00	0.00	0.00	0.00	0.00
331 013	0.00	0.00	0.00	0.00	0.00	0.00	0.00	0.00	0.00	0.00	0.00	0.00	0.00
331 051	0.00	0.00	0.00	0.00	0.00	0.00	0.00	0.00	0.00	0.00	0.00	0.00	0.00
	0.00	0.00	0.00	0.00	0.00	0.00	0.00	0.00	0.00	0.00	0.00	0.00	0.00
148 Subsecretaria de Gobierno													
332 011	0.00	0.00	0.00	0.00	0.00	0.00	0.00	0.00	0.00	0.00	0.00	0.00	0.00
	0.00	0.00	0.00	0.00	0.00	0.00	0.00	0.00	0.00	0.00	0.00	0.00	0.00
138 Subsecretaria de Gestion Urbana													
338 011	9,788,668.24	0.00	0.00	9,788,668.24	0.00	388,682.11	9,399,986.13	9,399,986.13	9,399,986.13	9,399,986.13	9,004,762.88	395,223.25	0.00

RESUMEN DE INGRESOS A CONTABILIZAR  
 Fechas : 01/01/2013 - 31/10/2013  
 Servicios: ABCDIX

-----  
 Detalle Importe  
 -----

RESUMEN CUENTAS CONTABLES

Ejercicio: 2013

8 2 1 01 0001	Impuesto Automotor	28,697,244.43
8 2 1 01 0002	Impuesto Inmobiliario	15,614,993.50
8 2 1 01 0003	Tasa Gral. Servicios Municipales	14,140,008.82
8 2 1 01 0004	Habilitación Comercial	289,648.99
8 2 1 01 0005	Multas por Infracciones	5,473,572.94
8 2 1 01 0006	Tasa Actividad Comercio e Industria	12,868,795.91
8 2 1 01 0007	Derecho Venta Ambulantes	2,520.00
8 2 1 01 0008	Publicidad y Propaganda	192,054.59
8 2 1 01 0009	Estacionamiento Medido	28,400.00
8 2 1 01 0010	Ingresos Varios	611,802.24
8 2 1 01 0012	Redes de Gas	11.28
8 2 1 01 0014	Servicio Inspección Veterinaria	83,836.09
8 2 1 01 0015	Derechos de Oficina	2,289,693.50
8 2 1 01 0016	Derecho Ocupación y Uso Público	204,080.37
8 2 1 01 0017	Derechos Espectáculos Públicos	22,822.00
8 2 1 01 0018	Permiso U. y S. Matadero	62,895.17
8 2 1 01 0019	Derechos de Construcción	456,477.95
8 2 1 01 0020	Tasa Servicios Esp. Limpieza e Higiene	3,200,806.80
8 2 1 01 0023	Derechos Cementerio	635,318.84
8 2 1 01 0024	Contribución por Mejoras	326,636.54
8 2 1 01 0028	Contribución por Mejoras Centro	4,170.05
8 2 1 01 0029	Contribución por Mejoras Este	16,108.08
8 2 1 01 0030	Contribución por Mejoras Oeste	35,315.42
8 2 1 01 0034	Intereses de Financiacion	4,147,671.07
8 2 1 01 0042	Contr.Mejoras Pav. B°Los Calaf. y T Bridge	99,564.48
8 2 1 01 0043	Contr.Mejoras Pav. B°El Libert. y 12 Octub	95,377.83
8 2 1 01 0044	Contr.Mejoras Pav. B°IPV 2da. Etapa	83,497.86
8 2 1 01 0053	Otros Intereses	1,302,112.81
8 2 1 01 0056	Uso de Calesita y Juegos Mecánicos	77,464.00
8 2 1 01 0057	Tasa de Verificación de estructuras de Ant	382,000.00
8 2 1 01 0058	Convenios Varios	2,558,508.38
8 2 1 02 0001	Arancel Deportes Varios	315,975.81
8 2 1 02 0002	Arancel Uso Natatorio	0.02
8 2 1 02 0004	Alquiler de Instalaciones	1,350.00
8 2 1 02 0006	Convenio Alumbrado Público	2,965,963.79
8 2 1 02 0007	Convenio Revisión Técnica Obligatoria	37,982.40
8 2 1 02 0008	Recupero Ordenanza 2243	1,930,353.73
8 2 1 02 0012	Fondo Voluntario Infraestructura Escolar	41.34
8 2 1 02 0021	Fondo Promocion del Deporte	7,900.00
8 2 1 03 0001	Reembolso de Préstamos	0.13
8 2 1 03 0002 0001	Venta de Terrenos Fiscales	902,465.05
8 2 1 03 0002 0008	Gestion y Venta de Tierras Fiscales	2,544,439.75
8 2 2 01	Coparticipación	281,702,885.99
8 2 2 10	Fondo Federal Solidario - Dto Nac.206/09	8,722,560.79
8 2 2 11	Coparticipacion- Fondo Fiduciario	4,391,791.01
8 3 1 01 0029	Aporte Sector Privado Para Eventos	30,000.00
8 3 1 01 0039	Aporte Nac. Festival Int. de Cine de Monta	20,000.00
8 3 1 01 0040	Convenio 6368 Prog.Fed.Int.Sociocomunitari	1,185,688.00

  
 CP STELLA MARIS CAMPOS  
 Subcontador General  
 Municipalidad de Ushuaia


RESUMEN DE INGRESOS A CONTABILIZAR  
Fechas : 01/01/2013 - 31/10/2013  
Servicios: ABCDIX

-----  
Detalle Importe  
-----

Total Cuentas 398,762,807.75

TARIFAS SIN CONTABILIZAR

Total Tarifas 0.00  
Total General 398,762,807.75

  
C.P. STELLA MARIS JIMPOS  
Subcontador General  
Municipalidad de Ushuaia