



PROVINCIA DE TIERRA DEL FUEGO
ANTARTIDA E ISLAS DEL ATLANTICO SUR
REPUBLICA ARGENTINA
MUNICIPALIDAD DE USHUAIA

CONCEJO DELIBERANTE USHUAIA MESA DE ENTRADA LEGISLATIVA ASUNTOS INGRESADOS	
Fecha:	20/12/11 Hs. 13:52
Numero:	1113 Fojas:
Expte. Nº	
Girado:	235/10
Recibido:	<i>[Signature]</i>

NOTA Nº 369 /2.011.
LETRA: Mun.U.

USHUAIA, 20 DIC 2011

SEÑOR PRESIDENTE:

Por medio de la presente me dirijo a Usted, a los efectos de remitir adjunto la siguiente documentación:

Ejecución Presupuestaria de Gastos emitida por sistema (Informe B3IJ) al 31/10/2011.

Resumen de Ingresos emitida por sistema (Informe I3CB) al 31/10/2011.

Estado de Ejecución Presupuestaria al 31/10/2011 (mensual) y su acumulado.

Sin otro particular, saludo muy atentamente.

LBR

[Signature]
 Federico Sciarano
 Interendente
 Municipalidad de Ushuaia

AL SEÑOR PRESIDENTE
DEL CONCEJO DELIBERANTE DE LA CIUDAD DE USHUAIA
DN. DAMIAN DE MARCO
S / D

RESUMEN DE INGRESOS A CONTABILIZAR

Fechas : 01/01/2011 - 31/10/2011

Servicios: ABCDIX

Detalle

Importe

RESUMEN CUENTAS CONTABLES

Ejercicio: 2011

8 2 1 01 0001	Impuesto Automotor	16,910,132.87
8 2 1 01 0002	Impuesto Inmobiliario	7,915,482.32
8 2 1 01 0003	Tasa Gral. Servicios Municipales	3,328,565.88
8 2 1 01 0004	Habilitación Comercial	171,219.64
8 2 1 01 0005	Multas por Infracciones	1,812,036.49
8 2 1 01 0006	Tasa Actividad Comercio e Industria	6,598,483.91
8 2 1 01 0007	Derecho Venta Ambulantes	1,630.00
8 2 1 01 0008	Publicidad y Propaganda	150,502.39
8 2 1 01 0009	Estacionamiento Medido	27,650.24
8 2 1 01 0010	Ingresos Varios	512,266.45
8 2 1 01 0012	Redes de Gas	3,450.70
8 2 1 01 0014	Servicio Inspección Veterinaria	70,697.05
8 2 1 01 0015	Derechos de Oficina	525,892.44
8 2 1 01 0016	Derecho Ocupación y Uso Público	51,329.88
8 2 1 01 0017	Derechos Espectáculos Públicos	6,450.00
8 2 1 01 0018	Permiso U. y S. Matadero	218,151.22
8 2 1 01 0019	Derechos de Construcción	368,750.86
8 2 1 01 0020	Tasa Servicios Esp. Limpieza e Higiene	1,416,801.29
8 2 1 01 0023	Derechos Cementerio	169,873.51
8 2 1 01 0024	Contribución por Mejoras	264,822.21
8 2 1 01 0028	Contribución por Mejoras Centro	7,535.99
8 2 1 01 0029	Contribución por Mejoras Este	26,347.56
8 2 1 01 0030	Contribución por Mejoras Oeste	48,252.87
8 2 1 01 0034	Intereses de Financiacion	1,894,221.84
8 2 1 01 0041	Derecho de Minas y Canteras	4,767.00
8 2 1 01 0042	Contr.Mejoras Pav. B°Los Calaf. y T Bridge	98,413.59
8 2 1 01 0043	Contr.Mejoras Pav. B°El Libert. y 12 Octub	100,296.12
8 2 1 01 0044	Contr.Mejoras Pav. B°IPV 2da. Etapa	108,535.92
8 2 1 01 0053	Otros Intereses	881,695.05
8 2 1 01 0056	Uso de Calesita y Juegos Mecánicos	48,012.00
8 2 1 02 0001	Arancel Deportes Varios	71,846.04
8 2 1 02 0002	Arancel Uso Natatorio	46,321.01
8 2 1 02 0005	Canon p/Usos Albergue M.U.	675.00
8 2 1 02 0006	Convenio Alumbrado Público	2,053,509.44
8 2 1 02 0007	Convenio Revisión Técnica Obligatoria	27,819.88
8 2 1 02 0008	Recupero Ordenanza 2243	269,515.81
8 2 1 02 0012	Fondo Voluntario Infraestructura Escolar	643.88
8 2 1 02 0021	Fondo Promocion del Deporte	4,800.00
8 2 1 03 0002 0001	Venta de Terrenos Fiscales	453,508.43
8 2 1 03 0002 0008	Gestion y Venta de Tierras Fiscales	4,644,961.66
8 2 1 03 0002 0009	Subasta Pública de Tierras Fiscales	12,714,204.00
8 2 2 01	Coparticipación	152,578,816.64
8 2 2 10	Fondo Federal Solidario - Dto Nac.206/09	7,634,067.46
8 2 2 11	Coparticipacion- Fondo Fiduciario	3,015,019.54
8 3 1 01 0013	Plan Integral para la Promocion del Empleo	20,400.00
8 3 1 01 0015	Aportes para el Festival Internac.de la Mu	416,080.00


[Firma]
 JUAN CAMPOS
 Intendente
 Ushuaia

RESUMEN DE INGRESOS A CONTABILIZAR
Fechas : 01/01/2011 - 31/10/2011
Servicios: ABCDIX

Detalle		Importe
8 3 1 01 0025	Conv.Urbanización los Alakalufes II	1,254,926.71
8 3.1 01 0036	Aporte Obra Colegio del Sur	731,016.28
Total Cuentas		229,680,399.07

TARIFAS SIN CONTABILIZAR

Total Tarifas 0.00
Total General 229,680,399.07



C.P. STELLA MARIS CAMPOS
Sub Contadora General
Municipalidad de Ushuaia



Ejecución Presupuestaria (Provisión)

CONCEPTO	Ejecución Acumulada (Devengado) al	
	Importe	% V
TOTAL DE RECURSOS CORRIENTES	297.938.826,77	96,07
Total de la Administración Central	297.938.826,77	96,07
De Jurisdicción Municipal	48.217.398,35	14,96
* De Afectación General	45.793.776,73	14,93
Impuesto Automotor	16.910.132,87	5,46
Impuesto Inmobiliario	7.916.482,32	2,56
Tasa General Serv. Municip.	3.328.566,88	1,06
Multas por Infracciones	171.219,64	0,06
Tasa Activ. Comercio e Industria	1.812.036,49	0,59
Derecho Ventas Ambulantes	6.598.483,91	2,14
Publicidad y Propaganda	1.630,00	0,00
Estacionamiento Medido	150.602,38	0,05
Ingresos Varios	27.650,24	0,01
Redes de Gas	512.266,45	0,17
Servicio Inspección Veterinaria	3.450,70	0,00
Derechos de Oficinas	70.897,05	0,02
Der.Ocup. Y Uso Esp. Público	525.892,44	0,17
Derechos Espectáculos Públicos	51.329,88	0,02
Permiso U. Y D. Metadeno	6.450,00	0,00
Derechos de Construcción	218.151,22	0,07
Tasa S. Esp. Limp.E. Higiene	368.750,86	0,12
Derechos de Cementerio	1.416.801,29	0,48
Contribución por Mejoras	169.873,51	0,06
Intereses de Financiacón	264.822,21	0,09
Convsn. Alumbrado Público	1.894.221,84	0,61
Contribución por Mejoras - Secc. Centro	2.053.506,44	0,66
Contribución por Mejoras - Secc. Oeste	7.535,99	0,00
Contribución por Mejoras - Secc. Oeste	26.347,55	0,01
Contribución Mejoras Pav. Br Los Catalanes y T. Bldges	48.252,87	0,02
Contribución Mejoras Pav. Br El Libertador y 12 Ocalib.	98.413,59	0,03
Derecho de Mareas y Camlens	100.296,12	0,03
Otros Intereses	108.535,92	0,04
Uso de Calefata y Juegos Mecánicos	4.787,00	0,00
Cuentas Especiales (De afectación específicas)	861.695,05	0,29
Anonci. Deportes Varios	48.012,00	0,02
Canon p/Uso Niteorio	421.621,62	0,14
Recupero Ordenanza 2243	71.846,04	0,02
Fondo Voluntario Infractuatum Escolar	46.321,01	0,01
Convenio Revisión Técnica Obligatoria	675,00	0,00
Fondo Promoción del Deporte	269.516,81	0,09
De Jurisdicción Provincial	643,88	0,00
Coparticipación Fondo Federal Solidario	27.819,88	0,01
Coparticipación Fondo Fiduciario	4.800,00	0,00
Coparticipación Fondo Fiduciario	251.721.422,42	81,50
Coparticipación Fondo Fiduciario	238.080.231,45	77,09
Coparticipación Fondo Fiduciario	10.626.171,43	3,44
Coparticipación Fondo Fiduciario	3.015.019,54	0,99
TOTAL EROGACIONES CORRIENTES	279.816.429,38	96,57
Total Administración Central	279.816.429,38	96,56
Personal	192.817.633,66	62,43
Bienes de Consumo	9.106.277,04	2,95
Servicios	69.399.785,14	22,47
Intereses - Div.de Cho. Int. de la Deuda	4.126,34	0,00
Transferencias	5.608.197,21	1,82
Erogaciones Fijadas	2.887.499,97	0,93
DE AHORRO CORRIENTE - PRO. ECON. II - II	18.123.391,38	5,87
VI.- RECURSOS DE CAPITAL	17.812.674,09	5,77
Total Administración Central	17.812.674,09	5,77
De Jurisdicción Municipal	17.812.674,09	5,77
Venta de Activos Fijos	453.508,43	0,15
Venta de Terrenos Fiscales	6.644.981,66	1,57
Cesación y Venta de Bienes Fiscales	12.714.204,00	4,12
Subsidio Pública de Temas Fiscales	29.037.197,90	9,46
VI. EROGACIONES DE CAPITAL	29.037.197,90	9,46
Total Administración Central	29.037.197,90	9,46
Bienes de Capital	2.151.046,61	0,70
Tributos Públicos	24.950.643,10	8,06
Transferencias	1.935.498,19	0,63
VI.- TOTAL DE RECURSOS (I + VI)	315.751.484,86	102,21
VI.- TOTAL DE EROGACIONES (I + VI)	308.894.617,29	100,00
VI.- RESER. DE FONDOS - PRO. FICERO (II - IIIA)	6.898.877,57	2,13
IX.- FINANCIAMIENTO NETO	910.395,72	0,29
Ejercicios	2.422.422,99	0,78
Aportes No Reintegrables	2.422.422,99	0,78
Aportes para el Fideicomiso de la Música	416.080,00	0,13
Plan Integral para la Promoción del Empleo	20.400,00	0,01
Conv. Utilización los Asilados II	1.254.926,71	0,41
Aporte Obra Colegio del Sur	731.016,26	0,00
Otros Fuentes	0,00	0,00
Resultados Ejercicios Anteriores	0,00	0,00
Uso	1.512.117,24	0,48
Amortización de la Deuda	1.512.117,24	0,48
Resultado de la Ejecución	7.899.163,32	2,49

Observación para el mes de OCTUBRE de 2011
Los fondos de Coparticipación informados por medio del Informe RCB, adjunto a la presente, no se concilian con el dato comunicado en la Ejecución, debiéndose esto a la difusión errónea en el procesamiento del ingreso del recurso mencionado. Por tal motivo, se debe considerar como recursos de Coparticipación efectivamente ingresados, los valores informados al cierre del mes bajo análisis, consignados los mismos en la presente Ejecución.


C.P. STELLA MARIS CAMPOS
Sub Contadora General
Municipalidad de Ushuaia



Presupuesto Prorrateado (por mes) (Provisional)

	01/11	02/11	Acumulado a 02/11	03/11	Acumulado a 03/11	04/11	Acumulado a 04/11	05/11	Acumulado a 05/11
TOTAL DE RECURSOS CORRIENTES	28,198,757.92	28,589,358.48	56,788,116.40	28,497,482.38	85,285,608.78	24,630,807.48	103,724,398.22	32,259,284.88	136,011,683.10
Total de la Administración Central	2,904,353.89	4,018,020.59	6,922,374.48	5,584,137.58	12,208,512.06	4,222,046.77	18,520,558.83	4,259,316.42	20,779,875.25
De la Administración Municipal	2,894,281.92	3,997,891.11	6,892,173.03	5,573,798.94	12,187,944.87	4,201,579.90	18,509,981.25	4,259,270.68	20,779,251.93
Impuesto Automotor	1,462,689.68	1,921,949.37	3,384,639.05	1,326,434.83	4,711,080.88	1,770,913.18	6,481,994.16	1,501,070.08	7,983,064.24
Impuesto Inmobiliario	159,735.68	436,547.38	596,283.06	1,567,164.27	2,182,477.32	603,185.31	2,785,662.64	1,008,328.48	3,794,991.12
Tarifa General Serv. Municipal	92,759.85	207,841.89	300,601.74	823,223.95	926,825.66	252,237.72	1,179,063.38	1,008,328.48	2,187,391.86
Multas por Infracciones	12,735.16	10,511.39	23,246.55	154,720.45	196,966.33	292,497.92	57,502.92	398,188.48	971,541.30
Financiamiento Comercial	82,661.19	105,008.53	187,669.72	342,238.11	342,238.11	14,279,998.93	67,184,300	222,787.40	857,452.89
Multas por Infracciones	487,271.87	785,713.84	1,282,985.71	738,812.71	2,021,598.22	629,894.93	2,651,493.15	628,692.70	3,280,185.85
Publicidad y Propaganda	640.00	1,110.00	1,750.00	738,812.71	2,021,598.22	80.00	2,651,493.15	1,200.00	3,280,185.85
Estacionamiento Medido	11,981.44	18,149.18	29,130.62	18,241.32	43,971.94	17,201.08	63,173.02	14,023.11	77,196.13
Ingresos Varios	1,469.00	9,743.93	27,673.23	67,238.19	94,970.03	28,004.59	122,974.61	5,235.51	128,211.12
Redes de Gas	3,069.91	392.48	688.39	3,187.00	1,046.53	2,809,199	1,047,995	471.08	1,519,038
Servicios Inspección Vealr.	1,080.00	14,738.14	16,818.14	49,233.63	147,809.11	7,509,895	28,912,998	7,750.00	34,669,299
Derivados de Ofertas	49,172.11	48,233.37	98,255.48	49,233.63	147,809.11	48,990,97	187,400,08	58,287.43	255,687,51
Permisos y Uso Esp. Publico	5,583.32	4,041.88	9,625.20	5,197.60	15,674.80	4,157.15	19,831.95	8,227.81	28,059.76
Permisos U. V. D. Mediano	69,048.51	23,419.00	92,467.51	19,869.33	112,338.84	0.00	114,686.84	9,887.84	124,334.68
Derivados de Construcción	37,023.10	34,205.43	71,228.53	49,894.33	121,228.86	20,348.37	141,578.23	40,133.36	181,716.61
Tarifa S. Esp. Limp.E Higiene	118,601.92	150,991.43	269,593.45	155,627.05	425,226.53	156,059.48	581,286.01	134,060.85	715,346.86
Derivados del Camerino	15,834.12	10,850.08	26,684.20	16,683.54	43,130.75	17,311.51	60,442.26	12,789.73	73,230.99
Contribución por Mejoras	31,669.17	18,450.41	50,119.58	25,688.70	77,108.28	18,694.16	95,800.44	32,822.19	119,622.63
Intereses de Financiamiento	152,639.74	170,854.82	323,494.56	225,831.41	549,095.97	181,459.43	730,554.89	266,898.98	917,084.33
Comen. Almacén Publico	0.00	0.00	0.00	0.00	0.00	0.00	0.00	0.00	0.00
Contribución por Mejoras - Seco, Centro	280.56	375.08	655.64	436.36	1,102.03	0.00	1,518.16	460.59	1,978.74
Contribución por Mejoras - Seco, Oeste	2,980.65	1,900.66	4,881.31	2,048.36	6,929.67	1,869.37	8,799.04	3,697.63	12,496.67
Contribución Mejoras Pav. Br Los Cuatros y T. Bridges	6,479.93	3,287.27	9,767.20	4,747.02	14,524.22	4,024.93	18,549.15	3,637.16	22,186.31
Contribución Mejoras Pav. Br El Libertador y T. Bridges	5,622.32	7,656.52	13,278.84	12,412.51	25,324.55	9,273.48	33,598.03	6,785.35	40,244.16
Contribución Mejoras Pav. Br El Libertador y T. Bridges	6,966.01	8,376.15	15,342.16	7,444.05	22,789.21	9,234.48	32,023.68	6,541.02	38,571.70
Contribución Mejoras Pav. Br IPV 2da. Etapa	6,811.42	12,948.25	19,659.67	12,667.22	31,826.89	7,403.41	39,230.30	8,245.63	48,075.93
Derivado de Multas y Carteras	0.00	0.00	0.00	0.00	0.00	0.00	0.00	0.00	0.00
Uso de Carteras	31,977.61	0.00	31,977.61	148,902.90	181,880.51	92,271.08	274,151.58	167,270.08	441,421.66
Quantas Especiales (De elec. especifica)	0.00	0.00	0.00	0.00	0.00	12,622.00	17,622.00	4,026.00	21,648.00
América Deportes Varios	1,895.00	20,199.48	22,094.48	8,232.56	118,579.44	28,488.58	148,067.92	32,977.97	171,045.89
Canon Pilsa Abigayo M.U.	1,957.00	3,853.00	5,810.00	5,292.00	11,102.00	7,594.54	18,696.54	8,206.00	26,902.54
Recurso Ordenanza 2243	6,220.07	9,325.26	15,545.33	191.16	643.68	8,822.63	97,117.88	20,059.57	117,177.45
Fondo Voluntario Infraestructura Escolar	0.00	0.00	0.00	0.00	0.00	0.00	0.00	0.00	0.00
Convenio Revolucion Técnico Organiza	0.00	0.00	0.00	0.00	0.00	0.00	0.00	0.00	0.00
Fondo de Inversión Provincial	0.00	0.00	0.00	0.00	0.00	0.00	0.00	0.00	0.00
Contribución Coparticipación	0.00	0.00	0.00	0.00	0.00	0.00	0.00	0.00	0.00
Coparticipación Fondo Federal Solidario	25,292,403.93	21,072,311.22	46,364,715.15	20,433,244.83	66,797,960.43	20,208,761.68	87,016,726.11	28,189,478.43	115,206,204.54
Coparticipación Fondo Federal Solidario	24,617,444.07	21,072,311.22	45,689,755.27	19,577,341.28	65,267,096.43	19,852,880.18	84,119,978.11	28,835,659.40	103,955,637.51
Coparticipación Fondo Federal Solidario	674,959.86	509,026.69	1,183,986.55	555,903.63	1,739,863.92	1,355,981.53	3,089,771.86	1,323,821.03	4,419,082.71
TOTAL ERGACIONES CORRIENTES	23,893,934.82	23,598,327.14	47,492,261.96	22,011,480.97	69,214,792.94	23,931,403.18	93,146,195.12	26,292,715.25	124,438,924.17
Total Administración Central	16,931,486.68	22,806,371.14	40,204,271.74	22,916,480.97	68,214,792.94	23,291,403.18	90,609,185.46	26,292,715.25	124,438,924.17
Beneficios de Consumo	122,008.71	512,100.69	331,207.81	16,734,252.42	49,878,080.28	18,715,109.62	67,590,189.93	18,482,262.01	86,071,451.94
Servicios	6,418,959.11	6,218,497.43	12,637,456.54	3,317,604.49	14,954,997.00	8,557,523.19	23,512,520.16	1,153,232.12	3,337,143.96
Intereses - Ofi. de Cho. Int. de la Deuda	238,603.83	3,744.42	3,744.42	72.89	3,817.25	65.71	3,883.05	58.63	3,941.68
Errogaciones Fisquales	283,333.33	201,148.98	484,482.31	293,333.33	648,999.89	283,333.33	1,333,333.33	283,333.33	1,616,666.66
ERGACIONES CORRIENTES - FRO ESCOL. (I - II)	4,600,833.31	3,899,931.32	7,500,764.63	3,468,891.93	14,478,739.21	3,980,598.48	7,118,139.74	4,987,419.89	11,318,559.38
V. RECURSOS DE CAPITAL	881,497.12	224,192.12	1,105,689.24	135,389.43	1,389,748.66	138,876.35	1,481,226.01	4,722,317.75	6,220,746.80
Total Administración Central	881,497.12	224,192.12	1,105,689.24	135,389.43	1,389,748.66	138,876.35	1,481,226.01	4,722,317.75	6,220,746.80
De la Administración Municipal	881,497.12	224,192.12	1,105,689.24	135,389.43	1,389,748.66	138,876.35	1,481,226.01	4,722,317.75	6,220,746.80
Venta de Activos Fijos	19,265.73	23,292.12	42,557.85	1,358,748.66	1,358,748.66	1,358,748.66	1,358,748.66	4,722,317.75	6,220,746.80
Venta de Terrenos Fiscales	19,265.73	23,292.12	42,557.85	1,358,748.66	1,358,748.66	1,358,748.66	1,358,748.66	4,722,317.75	6,220,746.80
Gestión y Venta de Temas Fiscales	862,312.00	281,487.71	1,143,799.71	122,381.08	1,226,180.80	139,214.35	1,791,214.35	4,019,702.83	5,431,982.97
Subvenc. Publica de Temas Fiscales	0.00	0.00	0.00	0.00	0.00	0.00	0.00	4,529,077.00	4,529,077.00
ERGACIONES DE CAPITAL	684,197.16	817,238.64	1,379,383.72	132,033.23	1,511,416.95	137,567.92	1,648,984.87	4,722,317.75	6,220,746.80
Total Administración Central	684,197.16	817,238.64	1,379,383.72	132,033.23	1,511,416.95	137,567.92	1,648,984.87	4,722,317.75	6,220,746.80
Beneficios de Capital	7,105.77	121,464.27	128,570.04	34,986.31	163,566.33	383,981.13	541,967.47	916,512.49	1,383,939.97
Transferencias	646,691.41	395,774.27	1,041,389.08	2,259,007.21	3,305,392.69	4,898,401.70	7,989,794.59	3,989,270.17	11,959,064.76
Transferencias	0.00	0.00	0.00	0.00	0.00	0.00	0.00	0.00	0.00
V. TOTAL DE RECURSOS (I - II)	28,084,832.86	28,598,318.56	58,001,696.76	25,699,741.22	83,793,542.60	27,912,901.66	105,222,731.22	31,014,994.14	132,658,683.95
V. TOTAL DE ERGACIONES (I - II)	24,381,831.77	23,038,658.76	47,993,026.59	21,977,252.43	73,693,532.15	27,912,901.66	103,434,334.86	31,014,994.14	132,658,683.95
V. RESERVA DE FONDOS (I - II)	4,702,999.09	2,897,244.96	10,008,670.17	3,722,488.79	10,100,010.45	0.00	1,788,396.36	0.00	0.00
V. RESERVA DE FONDOS (I - II)	4,702,999.09	2,897,244.96	10,008,670.17	3,722,488.79	10,100,010.45	0.00	1,788,396.36	0.00	0.00
V. RESERVA DE FONDOS (I - II)	4,702,999.09	2,897,244.96	10,008,670.17	3,722,488.79	10,100,010.45	0.00	1,788,396.36	0.00	0.00
V. RESERVA DE FONDOS (I - II)	4,702,999.09	2,897,244.96	10,008,670.17	3,722,488.79	10,100,010.45	0.00	1,788,396.36	0.00	0.00
V. RESERVA DE FONDOS (I - II)	4,702,999.09	2,897,244.96	10,008,670.17	3,722,488.79	10,100,010.45	0.00	1,788,396.36	0.00	0.00
V. RESERVA DE FONDOS (I - II)	4,702,999.09	2,897,244.96	10,008,670.17	3,722,488.79	10,100,010.45	0.00	1,788,396.36	0.00	0.00
V. RESERVA DE FONDOS (I - II)	4,702,999.09	2,897,244.96	10,008,670.17	3,722,488.79	10,100,010.45	0.00	1,788,396.36	0.00	0.00
V. RESERVA DE FONDOS (I - II)	4,702,999.09	2,897,244.96	10,008,670.17	3,722,488.79	10,100,010.45	0.00	1,788,396.36	0.00	0.00
V. RESERVA DE FONDOS (I - II)	4,702,999.09	2,897,244.96	10,008,670.17	3,722,488.79	10,100,010.45	0.00			




Execución Presupuestaria por mes (Proyecto)

	06/11	Acumulado a	07/11	Acumulado a	08/11	Acumulado a	09/11	Acumulado a	10/11	Acumulado a
TOTAL DE REQUISITOS CORRIENTES	12.138.249,54	18.226.119,47	38.038.242,09	204.317.242,47	228.058.234,43	233.310.676,88	34.028.236,72	487.937.023,43	30.551.787,18	377.938.820,77
De Jurisdicción Municipal	4.124.398,61	28.226.119,47	4.124.398,61	29.310.772,02	6.038.730,22	34.400.508,31	4.877.770,34	39.277.776,95	6.939.821,78	46.217.388,35
Impuesto Automotor	4.078.444,82	24.177.466,67	4.078.444,82	25.310.772,02	5.038.535,58	34.418.268,88	4.778.480,83	38.894.789,44	6.900.897,32	46.798.776,76
Impuesto Inmobiliario	1.704.425,25	4.317.489,22	1.653.230,77	11.030.720,01	2.135.838,95	13.165.358,95	1.606.617,86	14.772.974,82	2.137.158,05	16.910.132,87
Tasa General Serv. Municipal	295.469,54	4.913.024,33	1.830.720,33	5.343.083,83	6.785.859,63	8.112.398,56	1.043.281,21	3.014.218,42	7.159.189,77	7.915.482,32
Multas por infracciones	21.669,76	1.850.720,33	412.763,08	412.763,08	3.21.742,00	2.585.228,02	4.28.982,40	3.014.218,42	3.451,45	3.328.565,88
Habibonación Comercial	146.679,02	88.734,08	1.007.120,33	1.03.181,24	18.146,56	118.307,80	17.080,50	136.368,36	34.841,28	171.219,64
Multas por infracciones	624.839,50	1.007.120,33	662.622,24	4.867.467,59	684.674,15	5.252.145,74	657.414,48	5.909.560,23	204.080,88	1.812.035,48
Prestados Varios Ambulantes	1.500,00	3.904.845,33	1.500,00	1.470,00	70,00	1.540,00	60,00	1.890,00	30,00	1.830,00
Publicidad y Propaganda	16.308,82	83.234,95	13.288,81	106.533,76	13.480,50	120.014,26	15.843,56	135.897,76	14.844,63	150.502,39
Equipamiento Médico	9.940,00	12.300,00	3.650,00	15.950,00	3.050,00	19.000,00	4.575,00	23.175,00	4.472,24	27.660,24
Ingresos Varios	5.157,24	133.968,36	6.021,42	138.869,78	3.187,53	458.752,31	2.521,88	481.748,60	3.017,85	512.286,45
Sanados Inspección Vial	373,41	1.892,50	247,00	2.139,50	382,18	5.902,53	3.077,48	6.922,21	3.450,78	7.696,705
Prestados de Oficina	11.618,23	40.281,22	4.831,00	51.212,22	5.902,53	57.004,88	40.850,37	48.544,25	44.072,77	7.257,11
Per. Carga: Y Llavos Esp. Pábico	41.618,38	297.283,87	55.581,58	352.845,45	352.845,45	400.850,37	48.544,25	459.384,56	66.407,88	525.892,44
Prestados de Oficina	7.902,50	35.982,28	3.622,77	3.622,77	1.885,94	41.470,97	2.801,80	44.072,77	4.257,11	51.259,88
Prestados de Oficina	0,00	0,00	0,00	0,00	0,00	0,00	0,00	0,00	0,00	0,00
Prestados de Oficina	10.454,53	134.789,21	12.130,68	148.919,88	190,00	147.109,88	38.715,58	185.825,47	6.450,00	6.450,00
Prestados de Oficina	27.139,10	212.875,71	28.857,46	242.733,20	35.813,35	277.546,58	39.715,58	311.805,84	32.329,75	218.151,22
Tasa S. Esp. Limp. e Higiene	133.014,53	848.381,39	135.315,46	983.678,65	134.943,72	1.118.820,52	134.895,33	1.253.505,86	58.941,02	308.750,86
Contribución de Cemento	18.935,27	89.186,26	14.250,77	103.418,87	16.990,87	119.507,64	28.771,97	146.279,81	163.859,41	1.418.801,29
Contribución por Mejoras	21.449,12	141.071,75	22.549,68	163.621,94	35.287,81	188.909,28	33.043,93	232.953,15	31.869,05	203.937,02
Materiales de Construcción	173.528,88	1.090.623,21	182.980,31	1.273.183,52	197.774,07	1.470.893,59	218.463,78	1.586.358,32	203.937,02	1.884.222,84
Comen. Alumbrado Público	0,00	0,00	0,00	0,00	0,00	0,00	0,00	0,00	0,00	0,00
Contribución por Mejoras - Sect. Centro	398,88	2.373,72	954,32	3.328,04	718,88	4.043,72	483,48	4.527,21	2.093.509,44	2.093.509,44
Contribución por Mejoras - Sect. Este	2.635,78	14.077,48	4.591,74	18.038,28	2.418,18	21.508,38	1.827,01	23.335,40	4.527,21	7.535,98
Contribución por Mejoras - Sect. Oeste	4.248,71	26.839,02	3.347,48	28.383,48	3.388,18	35.371,66	8.685,12	44.058,78	3.212,16	48.252,87
Contribución por Mejoras - Sect. Norte	11.230,21	51.474,37	9.469,80	60.944,17	10.821,92	71.868,08	15.883,92	87.758,18	10.544,19	98.415,92
Contribución Mejoras Pav. Pr. Los Cañales y T. Bridges	9.570,13	47.188,98	11.409,22	58.593,08	17.353,15	76.128,61	10.757,30	86.889,91	13.410,21	100.299,12
Contribución Mejoras Pav. Pr. El Estanador y 12 Octubre	11.161,33	59.735,28	7.187,05	66.527,33	13.848,98	80.771,88	15.831,66	96.603,55	11.922,37	108.525,92
Derivado de Matras y Carreteras	60.777,02	202.189,04	130.739,02	632.399,66	4.787,00	4.787,00	132.291,65	4.787,00	9.867,53	9.867,53
Otros Matras	3.530,00	20.178,00	7.416,00	27.634,00	7.883,00	35.197,00	4.015,00	39.152,00	8.960,00	48.012,00
Uso de Casaca y Luigos Medicinos	42.925,24	217.889,54	43.280,00	43.280,00	21.228,24	282.297,74	100.889,83	382.887,24	38.544,38	421.821,62
Cuantes Espectaculos (de elec. espectaculo)	194,52	41.884,54	8.326,54	50.281,04	8.482,50	58.773,54	7.431,00	68.204,54	5.841,50	73.046,04
Arancel Uso Matas	5.150,00	24.888,00	6.202,00	15.000,00	5.342,00	36.422,00	5.103,01	41.525,01	4.792,00	46.321,01
Recupero Ordenanza 2243	32.720,75	149.893,91	28.581,54	178.476,51	7.411,74	185.888,28	55.005,64	241.393,92	75,00	289.515,81
Comun. Voluntario Infraestructura Escopir	0,00	643,88	0,00	643,88	0,00	643,88	0,00	643,88	0,00	643,88
Comun. Revisión Técnica Obligatoria	0,00	0,00	0,00	0,00	0,00	0,00	0,00	0,00	0,00	0,00
Fondo Promoción del Empleo	28.005.846,71	443.380.874,67	13.580.725,51	174.841.686,38	24.028.470,18	198.970.070,57	29.748.176,39	228.119.248,95	23.892.175,48	251.721.422,45
Fondo Promoción Provincial	28.001.083,78	437.637.315,89	13.575.911,67	169.868.427,55	22.422.038,97	189.290.487,53	27.822.105,05	217.112.872,59	20.987.658,98	238.080.231,45
Competición Fondo Federal Solitario	1.324.285,97	5.743.399,68	1.459.383,77	7.202.722,33	1.606.430,22	8.809.152,62	1.327.071,33	10.139.222,92	4.484.987,48	14.621.989,97
Competición- Fondo Financiero	0,00	0,00	0,00	870.450,44	0,00	870.450,44	0,00	870.450,44	0,00	3.015.019,54
TOTAL REQUISITOS CORRIENTES	24.704.830,47	183.883.172,18	31.004.385,24	190.927.537,44	33.005.878,06	223.833.418,58	22.289.886,20	251.923.312,72	27.891.418,56	279.815.628,38
Total Administración Central	24.704.830,47	183.883.172,18	31.004.385,24	190.927.537,44	33.005.878,06	223.833.418,58	22.289.886,20	251.923.312,72	27.891.418,56	279.815.628,38
Personal	24.704.830,47	183.883.172,18	31.004.385,24	190.927.537,44	33.005.878,06	223.833.418,58	22.289.886,20	251.923.312,72	27.891.418,56	279.815.628,38
Servicio de Consumo	24.704.830,47	183.883.172,18	31.004.385,24	190.927.537,44	33.005.878,06	223.833.418,58	22.289.886,20	251.923.312,72	27.891.418,56	279.815.628,38
Servicios	5.300.570,68	38.531.215,07	9.544.240,37	48.075.455,44	10.114.390,22	58.189.845,69	6.197.273,12	62.387.123,76	7.002.871,33	69.389.995,14
Transferencia - Dir. de Cda. Int. de la Deuda	51,46	3.983,14	44,24	4.037,38	38,87	4.074,35	29,61	4.104,02	22,32	4.126,34
Transferencias	459.615,61	2.887.097,91	354.841,58	3.271.939,58	1.144.698,88	4.356.826,38	692.381,00	4.980.950,47	627.206,74	5.608.197,21
Procedimientos Financieros	283.333,33	1.689.989,88	283.333,33	1.983.333,31	2.289.680,64	2.289.680,64	2.289.680,64	2.588.989,97	2.588.989,97	2.588.989,97
RECURSOS DE CAPITAL	-2.674.881,08	8.249.872,28	4.943.828,72	13.884.905,08	3.947.444,88	9.217.280,35	8.249.872,28	16.613.110,88	2.688.880,58	18.302.991,38
Total Administración Central	-2.674.881,08	8.249.872,28	4.943.828,72	13.884.905,08	3.947.444,88	9.217.280,35	8.249.872,28	16.613.110,88	2.688.880,58	18.302.991,38
De Jurisdicción Municipal	1.346.141,89	7.288.884,78	3.884.190,45	11.371.075,24	1.017.433,72	12.388.188,97	3.587.748,58	15.945.827,82	1.888.728,27	17.132.872,08
De Activos Fijos	1.346.141,89	7.288.884,78	3.884.190,45	11.371.075,24	1.017.433,72	12.388.188,97	3.587.748,58	15.945.827,82	1.888.728,27	17.132.872,08
Venta de Activos Fijos	1.346.141,89	7.288.884,78	3.884.190,45	11.371.075,24	1.017.433,72	12.388.188,97	3.587.748,58	15.945.827,82	1.888.728,27	17.132.872,08
Venta de Activos Fijos	42.227,50	281.930,33	34.803,18	296.733,48	58.294,98	355.028,48	93.881,76	418.889,54	34.618,88	453.508,42
Capital y Venta de Títulos Financieros	171.645,48	1.643.808,46	1.681.078,28	3.294.688,75	858.828,72	4.259.515,48	279.881,78	4.553.507,28	1.114.454,38	4.644.981,66
Suscripción Pública de Títulos Financieros	1.132.269,00	5.661.946,00	2.118.309,00	7.779.655,00	0,00	7.779.655,00	3.213.886,00	10.983.551,00	12.710.924,00	12.710.924,00
RECURSOS DE CAPITAL	3.282.880,32	18.745.885,05	4.415.872,91	21.813.357,95	3.841.899,24	25.003.137,20	13.994.145,88	28.997.282,88	2.297.205,02	29.294.487,90
Total Administración Central	3.282.880,32	18.745.885,05	4.415.872,91	21.813.357,95	3.841.899,24	25.003.137,20	13.994.145,88	28.997.282,88	2.297.205,02	29.294.487,90
Servicio de Capital	278.088,22	1.642.008,18	55.876,30	1.697.884,48	2.001.205,87	1.898.088,48	1.898.088,48	2.091.478,76	83.198,88	2.511.046,61
Títulos Públicos	3.147.594,10	15.103.885,88	2.424.488,42	17.528.157,28	3.641.393,27	21.105.048,72	1.898.384,38	22.995.804,93	1.954.708,14	24.983.441,10
Transferencias	0,00	0,00	0,00	1.935.488,18	0,00	1.935.488,18	0,00	1.935.488,18	0,00	1.935.488,18
TOTAL RECURSOS (C+V)	34.178.911,37	175.871.358,23	35.312.244,24	218.631.717,22	30.074.358,12	248.638.176,33	31.249.088,58	283.332.971,48	32.289.623,48	316.776.824,88
TOTAL DE REQUISITOS (C+V)	31.504.030,29	184.121.046,46	36.256.213,00	204.811.412,26	33.846.257,24	233.050.604,93	24.538.966,78	278.536.423,60	29.987.604,04	305.119.620,76
TOTAL DE REQUISITOS (C+V)	31.504.030,29	184.121.046,46	36.256.213,00	204.811.412,26	33.846.257,24	233.050.604,93	24.538.966,78	278.536.423,60	29.987.604,04	305.119.620,76
DE NECES. ECONOM. NO FINANCIERA	4.883.982,82	24.973.817,87	4.883.982,82	3.849.443,72	3.849.443					

Ejecución Presupuestaria al 31/10/2011
Unidades Credito desde 1 hasta 999999

Cuenta	Votado	Saldo	Preventivo	Definitivo	Devengado	Mand a Pagar	Pagado	Reservas
99999 999	0.00	0.00	0.00	0.00	0.00	0.00	0.00	0.00
	0.00	0.00	0.00	0.00	0.00	0.00	0.00	0.00
TOTALES	389,600,404.48	88,431,942.09	362,428,307.43	350,067,925.82	310,364,734.53	305,798,007.49	292,561,056.70	7,990,975.82
TOTAL POR PARTIDA								
011	192,817,533.69	192,817,533.69	192,817,533.69	192,817,533.69	192,817,533.69	192,817,533.69	182,996,453.31	0.00
012	12,117,542.00	11,807,326.22	11,807,326.22	9,108,277.04	8,698,323.87	8,305,371.00	8,305,371.00	67,131.62
013	91,600,777.19	86,707,268.09	86,707,268.09	69,389,795.14	65,628,431.45	64,263,316.97	64,263,316.97	3,794,395.30
021	4,148.74	4,148.74	4,148.74	4,126.34	4,126.34	4,126.34	4,126.34	0.00
031	6,513,166.58	5,939,161.56	5,939,161.56	5,608,197.21	5,402,169.25	5,322,224.63	5,322,224.63	418,125.10
041	2,887,499.97	2,887,499.97	2,887,499.97	2,887,499.97	2,887,499.97	2,887,499.97	2,887,499.97	0.00
051	2,552,778.68	2,511,673.91	2,511,673.91	2,151,046.61	1,961,664.39	1,900,699.91	1,900,699.91	1,046,726.06
052	50,231,841.95	43,690,295.01	43,690,295.01	24,950,643.10	24,950,643.10	23,433,749.14	23,433,749.14	2,664,597.74
072	1,935,498.19	1,935,498.19	1,935,498.19	1,935,498.19	1,935,498.19	1,935,498.19	1,935,498.19	0.00
101	1,767,520.44	1,767,520.44	1,767,520.44	1,512,117.24	1,512,117.24	1,512,117.24	1,512,117.24	0.00
210	0.00	0.00	0.00	0.00	0.00	0.00	0.00	0.00
220	0.00	0.00	0.00	0.00	0.00	0.00	0.00	0.00
230	0.00	0.00	0.00	0.00	0.00	0.00	0.00	0.00
240	0.00	0.00	0.00	0.00	0.00	0.00	0.00	0.00
999	0.00	0.00	0.00	0.00	0.00	0.00	0.00	0.00


 C.R. STELLA MARIS CAMPOS
 Sub Contadora General
 Municipalidad de Ushuaia

Ejecución Presupuestaria al 31/10/2011
Unidades Crédito desde 1 hasta 999999

Cuenta	Votado	Saldo	Preventivo	Definitivo	Devengado	Mand a Pagar	Pagado	Reservas
129 INTENDENCIA								
00050 011	1,060,988.89	258,993.53	1,053,871.12	1,053,871.12	1,053,871.12	1,053,871.12	997,526.70	0.00
00050 012	59,251.00	342.36	81,488.57	81,488.57	66,330.12	45,559.69	45,559.69	2,420.07
00050 013	1,029,221.00	73,478.99	1,511,906.74	1,411,632.02	1,350,432.96	1,275,742.34	1,238,754.37	14,578.27
00050 031	130,000.00	56,369.90	273,630.10	216,630.10	172,129.77	171,129.77	144,448.19	0.00
00050 051	0.00	0.00	0.00	0.00	0.00	0.00	0.00	0.00
00050 072	16,000.00	16,000.00	0.00	0.00	0.00	0.00	0.00	0.00
	2,295,460.89	405,184.78	2,920,896.53	2,763,621.81	2,642,763.97	2,546,302.92	2,426,288.95	16,998.34
131 Subsecretaria Legal y Tecnica								
00051 011	995,313.54	203,520.23	1,013,127.66	1,013,127.66	1,013,127.66	1,013,127.66	954,962.12	0.00
00051 012	7,080.00	322.80	6,757.20	6,757.20	6,364.44	6,364.44	6,364.44	0.00
00051 013	160,438.00	9,485.70	150,952.30	150,952.30	133,203.85	131,891.42	118,137.46	0.00
00051 051	0.00	0.00	0.00	0.00	0.00	0.00	0.00	0.00
	1,162,831.54	213,328.73	1,170,837.16	1,170,837.16	1,152,695.95	1,151,383.52	1,079,464.02	0.00
133 Direccion Legal y Tecnica y Despacho General								
00052 011	818,293.06	195,862.87	844,552.88	844,552.88	844,552.88	844,552.88	801,412.22	0.00
00052 012	4,735.00	1,172.67	3,562.33	3,562.33	2,779.33	2,451.13	2,451.13	0.00
00052 013	23,630.00	9,432.31	14,197.69	14,197.69	12,224.56	10,924.66	10,924.66	0.00
	846,658.06	206,467.85	862,312.90	862,312.90	859,556.77	857,928.67	814,788.01	0.00
132 Direccion de Asuntos Juridicos								
00053 011	1,697,960.55	396,633.04	1,326,540.84	1,326,540.84	1,326,540.84	1,326,540.84	1,269,844.47	0.00
00053 012	1,618.00	880.00	738.00	738.00	564.00	564.00	564.00	0.00
00053 013	70,400.00	1,662.33	68,737.67	68,737.67	55,633.43	53,763.43	53,244.44	0.00
00053 051	0.00	0.00	0.00	0.00	0.00	0.00	0.00	0.00
	1,769,978.55	399,175.37	1,396,016.51	1,396,016.51	1,382,738.27	1,380,868.27	1,323,652.91	0.00
141 Direccion de Urbanismo								
00055 011	2,199,137.46	523,053.12	2,007,557.39	2,007,557.39	2,007,557.39	2,007,557.39	1,918,829.81	0.00
00055 012	34,477.00	790.76	28,686.24	28,686.24	26,302.32	26,302.32	23,143.91	0.00
00055 013	296,120.00	11,002.27	285,117.73	281,727.73	134,477.76	123,440.41	121,499.19	0.00
00055 051	0.00	0.00	0.00	0.00	0.00	0.00	0.00	0.00
	2,529,734.46	534,846.15	2,321,361.36	2,317,971.36	2,168,337.47	2,157,300.12	2,063,472.91	0.00
140 Direccion de Suelo Urbano								
00056 011	2,266,424.03	491,730.51	2,143,295.52	2,143,295.52	2,143,295.52	2,143,295.52	2,036,947.57	0.00
00056 012	28,762.00	2,492.34	21,269.66	21,269.66	11,130.10	11,130.10	11,099.19	0.00
00056 013	9,200.00	3,325.10	5,874.90	5,874.90	4,918.23	4,918.23	4,918.23	0.00
00056 051	0.00	0.00	0.00	0.00	0.00	0.00	0.00	0.00

Ejecucion Presupuestaria al 31/10/2011
Unidades Credito desde 1 hasta 999999

Cuenta	Votado	Saldo	Preventivo	Definitivo	Devengado	Mand a Pagar	Pagado	Reservas
	2,304,386.03	497,547.95	2,170,440.08	2,170,440.08	2,159,343.85	2,159,343.85	2,052,964.99	0.00
135 Escribania General								
00058 011	500,616.35	140,593.96	557,156.73	557,156.73	557,156.73	557,156.73	532,899.58	0.00
00058 012	22,414.00	2,077.00	15,337.00	15,337.00	10,164.12	9,971.82	9,971.82	0.00
00058 013	84,352.00	35,227.60	49,124.40	49,124.40	38,400.01	34,756.02	32,814.93	0.00
00058 051	0.00	0.00	0.00	0.00	0.00	0.00	0.00	0.00
	607,382.35	177,898.56	621,618.13	621,618.13	605,720.86	601,884.57	575,686.33	0.00
147 SECRETARIA DE GOBIERNO								
00059 011	4,362,588.23	1,043,770.91	4,190,191.96	4,190,191.96	4,190,191.96	4,190,191.96	3,965,118.86	0.00
00059 012	19,453.00	523.97	32,655.22	29,731.22	22,347.68	22,347.68	22,347.68	1,273.81
00059 013	169,725.00	8,493.90	259,032.96	254,244.96	219,969.58	203,609.16	195,211.22	2,198.14
	4,551,766.23	1,052,788.78	4,481,880.14	4,474,168.14	4,432,509.22	4,416,148.80	4,182,677.76	3,471.95
156 Direccion de Comercio e Industria								
00060 011	4,981,237.30	1,170,847.85	4,624,731.54	4,624,731.54	4,624,731.54	4,624,731.54	4,384,491.11	0.00
00060 012	132,470.00	8,634.63	102,975.73	98,422.92	83,293.85	83,293.85	79,912.73	859.64
00060 013	86,047.00	1,070.96	83,976.04	64,585.84	62,929.66	61,140.78	61,140.78	1,000.00
00060 031	0.00	0.00	0.00	0.00	0.00	0.00	0.00	0.00
00060 051	0.00	0.00	0.00	0.00	0.00	0.00	0.00	0.00
	5,199,754.30	1,180,553.44	4,811,683.31	4,787,740.30	4,770,955.05	4,769,166.17	4,525,544.62	1,859.64
154 Direccion de Defensa Civil								
00062 011	2,815,562.23	702,379.02	2,971,366.38	2,971,366.38	2,971,366.38	2,971,366.38	2,791,293.51	0.00
00062 012	200,423.28	50,917.36	117,348.17	117,348.17	89,577.48	89,505.68	89,301.09	2,157.75
00062 013	189,547.00	1,950.93	247,502.07	215,162.07	194,825.86	194,032.80	190,183.11	94.00
00062 031	350,000.00	55,518.00	468,782.00	424,450.66	394,232.33	394,232.33	392,003.59	54,778.00
00062 051	0.00	0.00	0.00	0.00	0.00	0.00	0.00	0.00
	3,555,532.51	810,765.31	3,804,998.62	3,728,327.28	3,650,002.05	3,649,137.19	3,462,781.30	57,029.75
152 Direccion de Recursos Humanos								
00063 011	8,538,340.46	1,481,034.11	6,289,233.32	6,289,233.32	6,289,233.32	6,289,233.32	5,963,691.88	0.00
00063 012	18,510.00	6,778.87	6,598.23	6,598.23	5,902.23	5,902.23	5,902.23	132.90
00063 013	9,595.00	7.16	14,587.84	14,587.84	13,141.68	13,141.68	13,141.68	0.00
00063 031	42,200.00	0.07	72,154.74	70,896.24	57,038.00	57,038.00	57,038.00	0.00
	8,608,645.46	1,487,820.21	6,382,574.13	6,381,315.63	6,365,315.23	6,365,315.23	6,039,773.79	132.90
151 Oficina de Protocolo								
00064 011	1,843,578.49	393,205.10	1,693,746.63	1,693,746.63	1,693,746.63	1,693,746.63	1,601,679.88	0.00
00064 012	53,659.00	2,101.08	51,547.39	51,547.39	50,391.47	42,665.37	42,665.37	10.53
00064 013	458,350.00	17.58	382,285.67	382,285.67	321,824.81	305,212.67	284,201.17	3,046.75
00064 031	0.00	0.00	59,138.89	59,138.89	48,215.89	48,215.89	48,215.89	0.00

Ejecucion Presupuestaria al 31/10/2011
Unidades Credito desde 1 hasta 999999

Cuenta	Votado	Saldo	Preventivo	Definitivo	Devengado	Mand a Pagar	Pagado	Reservas
00064 051	0.00	0.00	0.00	0.00	0.00	0.00	0.00	0.00
	2,355,587.49	395,323.76	2,186,718.58	2,186,718.58	2,114,178.80	2,089,840.56	1,976,762.31	3,057.28
158 Direccion de Bromatologia								
00065 011	12,021,222.01	2,828,963.23	10,804,214.06	10,804,214.06	10,804,214.06	10,804,214.06	10,247,122.98	0.00
00065 012	780,666.50	2,508.01	523,812.56	498,075.26	376,947.12	269,845.02	228,897.19	4,345.93
00065 013	847,408.00	372,289.69	1,854,952.49	1,829,134.09	1,392,474.00	1,385,173.48	1,379,084.20	165.82
00065 051	0.00	0.00	0.00	0.00	0.00	0.00	0.00	0.00
	13,649,296.51	3,203,760.93	13,182,979.11	13,131,423.41	12,573,635.18	12,459,232.56	11,855,104.37	4,511.75
168 Direccion General de Rentas								
00067 011	5,453,251.70	1,220,297.72	4,792,960.34	4,792,960.34	4,792,960.34	4,792,960.34	4,524,410.03	0.00
00067 012	193,042.00	25,667.66	178,374.34	178,374.34	170,839.97	170,768.17	170,768.17	0.00
00067 013	1,113,479.00	386,207.92	1,207,871.08	1,147,871.08	914,606.61	808,178.57	670,173.44	0.00
00067 031	60,000.00	0.00	165,000.00	103,394.89	101,580.52	101,580.52	101,580.52	0.00
00067 051	0.00	0.00	0.00	0.00	0.00	0.00	0.00	0.00
	6,819,772.70	1,632,173.30	6,343,605.76	6,222,600.65	5,979,987.44	5,873,487.60	5,466,932.16	0.00
163 Direccion de Contaduria General								
00068 011	917,214.09	277,028.15	1,073,377.24	1,073,377.24	1,073,377.24	1,073,377.24	1,015,948.64	0.00
00068 012	13,999.50	6,781.74	7,217.76	7,217.76	6,999.37	6,999.37	6,999.37	0.00
00068 013	140,000.00	1,000.27	128,999.73	128,999.73	122,043.61	121,854.31	120,883.82	0.00
00068 031	0.00	0.00	0.00	0.00	0.00	0.00	0.00	0.00
00068 051	0.00	0.00	0.00	0.00	0.00	0.00	0.00	0.00
	1,071,213.59	284,810.16	1,209,594.73	1,209,594.73	1,202,420.22	1,202,230.92	1,143,831.83	0.00
164 Direccion de Tesoreria								
00069 011	1,254,628.70	281,184.56	1,111,720.34	1,111,720.34	1,111,720.34	1,111,720.34	1,050,766.81	0.00
00069 012	24,952.50	6,141.23	18,811.27	18,811.27	13,727.27	13,727.27	13,727.27	0.00
00069 013	149,500.00	3,637.09	145,862.91	145,862.91	107,279.97	97,055.97	95,115.09	0.00
00069 031	0.00	0.00	0.00	0.00	0.00	0.00	0.00	0.00
00069 051	0.00	0.00	0.00	0.00	0.00	0.00	0.00	0.00
	1,429,081.20	290,962.88	1,276,394.52	1,276,394.52	1,232,727.58	1,222,503.58	1,159,609.17	0.00
160 SECRETARIA DE HACIENDA Y FINANZAS								
00072 011	569,793.64	218,469.38	418,147.51	418,147.51	418,147.51	418,147.51	412,127.85	0.00
00072 012	1,845.50	25,691.83	10,087.96	10,087.96	10,087.96	7,567.96	7,567.96	16,065.71
00072 013	300,625.00	716,727.73	2,547,697.00	1,380,012.30	769,032.20	759,690.82	698,323.87	163,200.27
00072 021	30,600.00	26,451.26	4,148.74	4,148.74	4,126.34	4,126.34	4,126.34	0.00
00072 031	655,000.00	191,277.14	1,421,626.27	1,417,365.04	1,417,365.04	1,283,941.18	1,268,941.18	152,096.59
00072 051	1,000,000.00	82,199.24	1,466,774.48	1,425,669.71	1,065,042.41	875,660.19	816,015.71	1,046,726.06
00072 101	2,145,000.00	377,479.56	1,767,520.44	1,767,520.44	1,512,117.24	1,512,117.24	1,512,117.24	0.00

Ejecucion Presupuestaria al 31/10/2011
Unidades Credito desde 1 hasta 999999

Cuenta	Votado	Saldo	Preventivo	Definitivo	Devengado	Mand a Pagar	Pagado	Reservas
	4,702,864.14	1,638,296.14	7,636,002.40	6,422,951.70	5,195,918.70	4,861,251.24	4,719,220.15	1,378,088.63
144 Direccion de Informatica								
00073 011	1,262,986.14	205,587.27	1,029,180.69	1,029,180.69	1,029,180.69	1,029,180.69	970,219.94	0.00
00073 012	81,284.00	2,964.70	68,319.30	50,659.90	49,648.81	34,919.81	34,919.81	0.00
00073 013	390,700.00	9.78	370,690.22	370,690.22	330,334.65	330,334.65	330,034.68	0.00
00073 031	29,760.00	0.00	0.00	0.00	0.00	0.00	0.00	0.00
00073 051	0.00	0.00	0.00	0.00	0.00	0.00	0.00	0.00
	1,764,730.14	208,561.75	1,468,190.21	1,450,530.81	1,409,164.15	1,394,435.15	1,335,174.43	0.00
181 Subsecretaria de Promocion y Desarrollo Social								
00074 011	264,720.95	83,041.56	280,020.59	280,020.59	280,020.59	280,020.59	266,633.46	0.00
00074 012	2,365.00	40.49	2,324.51	930.00	930.00	0.00	0.00	0.00
00074 013	18,300.00	218.35	18,081.65	13,363.65	9,653.21	9,507.47	9,507.47	0.00
	285,385.95	83,300.40	300,426.75	294,314.24	290,603.80	289,528.06	276,140.93	0.00
183 Direccion de Asistencia Social								
00075 011	4,741,241.18	1,078,438.74	4,268,277.71	4,268,277.71	4,268,277.71	4,268,277.71	4,060,178.45	0.00
00075 012	188,206.50	1,069.05	186,954.08	186,906.16	77,329.09	67,643.29	46,866.07	183.37
00075 013	684,354.40	54.34	652,203.64	647,853.64	543,555.87	499,531.65	456,845.75	2,096.42
00075 031	2,134,359.67	0.00	1,457,696.21	1,454,681.21	1,429,099.11	1,429,099.11	1,421,965.11	0.00
00075 051	0.00	0.00	0.00	0.00	0.00	0.00	0.00	0.00
	7,748,161.75	1,079,562.13	6,565,131.64	6,557,718.72	6,318,261.78	6,264,551.76	5,985,855.38	2,279.79
173 Direccion de Estudios y Proyectos								
00080 011	2,260,260.60	479,739.94	2,000,646.51	2,000,646.51	2,000,646.51	2,000,646.51	1,912,391.76	0.00
00080 012	41,726.50	22,895.60	8,830.90	8,830.90	6,238.92	6,238.92	6,238.92	0.00
00080 013	90,600.00	3,455.40	87,144.60	87,144.60	61,242.56	61,003.47	58,091.95	0.00
	2,392,587.10	506,090.94	2,096,622.01	2,096,622.01	2,068,127.99	2,067,888.90	1,976,722.63	0.00
177 Direccion de Mantenimiento Vial								
00081 011	11,578,166.39	2,860,976.91	9,911,934.42	9,911,934.42	9,911,934.42	9,911,934.42	9,439,082.33	0.00
00081 012	3,246,828.00	250.00	3,137,006.27	3,133,217.27	2,675,759.67	2,638,664.65	2,629,140.70	9,571.73
00081 013	6,016,250.00	0.00	6,573,988.75	6,572,428.75	5,462,532.47	5,296,883.12	5,167,566.41	261.25
00081 051	0.00	0.00	0.00	0.00	0.00	0.00	0.00	0.00
	20,841,244.39	2,861,226.91	19,622,929.44	19,617,580.44	18,050,226.56	17,847,482.19	17,235,789.44	9,832.98
179 Direccion de Parques y Jardines Municipales								
00082 011	2,955,016.04	682,852.49	2,650,936.76	2,650,936.76	2,650,936.76	2,650,936.76	2,533,626.42	0.00
00082 012	730,332.00	462.50	704,868.82	704,868.82	662,899.35	624,067.01	581,067.11	0.68
00082 013	2,000,200.00	92,199.68	2,145,392.30	2,082,777.33	1,648,767.19	1,641,664.44	1,637,371.31	32,608.02
00082 051	0.00	0.00	0.00	0.00	0.00	0.00	0.00	0.00

Ejecucion Presupuestaria al 31/10/2011
Unidades Credito desde 1 hasta 999999

Cuenta	Votado	Saldo	Preventivo	Definitivo	Devengado	Mand a Pagar	Pagado	Reservas
	5,685,548.04	775,514.67	5,501,197.88	5,438,582.91	4,962,603.30	4,916,668.21	4,752,064.84	32,608.70
172 Direccion de Obras								
00083 011	2,438,762.17	455,898.91	1,912,599.35	1,912,599.35	1,912,599.35	1,912,599.35	1,812,019.19	0.00
00083 012	105,620.00	20,275.10	85,344.90	85,344.90	58,881.74	49,025.35	49,025.50	0.00
00083 013	155,681.00	36,211.70	89,469.30	89,469.30	83,924.92	82,337.52	82,337.52	0.00
	2,700,063.17	512,385.71	2,087,413.55	2,087,413.55	2,055,406.01	2,043,962.22	1,943,382.21	0.00
193 CONCEJO DELIBERANTE								
00085 011	18,282,183.14	4,301,444.16	16,581,040.18	16,581,040.18	16,581,040.18	16,581,040.18	15,738,935.98	0.00
00085 041	3,100,000.00	1,012,500.03	2,887,499.97	2,887,499.97	2,887,499.97	2,887,499.97	2,887,499.97	0.00
	21,382,183.14	5,313,944.19	19,468,540.15	19,468,540.15	19,468,540.15	19,468,540.15	18,626,435.95	0.00
192 JUZGADO ADMINISTRATIVO MUNICIPAL DE FALTAS								
00086 011	3,964,108.46	972,659.61	3,768,278.43	3,768,278.43	3,768,278.43	3,768,278.43	3,571,742.89	0.00
00086 012	132,587.00	71,591.02	58,746.78	55,193.78	50,508.71	50,280.51	50,280.51	2,249.20
00086 013	1,798,718.00	434,600.28	1,360,709.51	1,360,709.51	985,762.94	956,915.09	959,094.13	3,408.21
00086 051	0.00	0.00	0.00	0.00	0.00	0.00	0.00	0.00
	5,895,413.46	1,478,850.91	5,187,734.72	5,184,181.72	4,804,550.08	4,775,474.03	4,577,117.53	5,657.41
161 Subsecretaria de Hacienda y Finanzas								
00087 011	337,513.93	76,158.81	305,358.73	305,358.73	305,358.73	305,358.73	289,779.76	0.00
00087 012	24,448.00	610.00	43,783.74	28,783.74	6,129.09	6,129.09	3,397.54	5,054.26
00087 013	898,950.00	391.77	1,876,154.37	1,876,154.37	1,488,468.21	1,466,487.77	1,456,850.48	4,403.86
	1,260,911.93	77,160.58	2,225,296.84	2,210,296.84	1,799,956.03	1,777,975.59	1,750,027.78	9,458.12
169 SECRETARIA DE DESARROLLO Y GESTION URBANA								
00088 011	550,918.42	97,690.91	509,664.50	509,664.50	509,664.50	509,664.50	491,143.18	0.00
00088 012	103,738.00	25,447.34	108,290.66	108,290.66	21,022.14	21,022.14	21,022.14	0.00
00088 013	90,725.00	141,611.46	414,584.32	301,771.76	170,575.25	168,179.95	151,415.93	234,529.22
00088 051	0.00	0.00	0.00	0.00	0.00	0.00	0.00	0.00
00088 072	0.00	64,501.81	1,935,498.19	1,935,498.19	1,935,498.19	1,935,498.19	1,935,498.19	0.00
	745,381.42	329,251.52	2,968,037.67	2,855,225.11	2,636,760.08	2,634,364.78	2,599,079.44	234,529.22
157 Direccion de Transito								
00094 011	6,368,314.42	1,499,626.78	6,158,184.32	6,158,184.32	6,158,184.32	6,158,184.32	5,816,994.23	0.00
00094 012	409,187.00	5,887.56	271,263.64	246,465.88	177,469.62	171,203.22	171,203.22	2,035.80
00094 013	505,781.00	88,829.75	886,948.97	763,998.77	569,472.37	558,623.93	545,554.26	404,002.28
00094 031	30,000.00	13,309.04	25,500.96	25,500.96	25,500.96	25,500.96	25,500.96	0.00
00094 051	0.00	0.00	0.00	0.00	0.00	0.00	0.00	0.00
	7,313,282.42	1,607,653.13	7,341,897.89	7,194,149.93	6,930,627.27	6,913,512.43	6,559,252.67	406,038.08

Ejecucion Presupuestaria al 31/10/2011
Unidades Credito desde 1 hasta 999999

Cuenta	Votado	Saldo	Preventivo	Definitivo	Devengado	Mand a Pagar	Pagado	Reservas
196 Direccion Administracion S.P.D.S. Y DD.HH.								
00095 011	1,007,444.10	305,697.11	974,858.22	974,858.22	974,858.22	974,858.22	914,281.46	0.00
00095 012	30,432.00	1,145.14	28,352.02	28,352.02	26,537.02	24,287.02	24,287.02	934.84
00095 013	29,297.00	2,173.15	27,123.85	27,123.85	23,993.13	18,411.17	18,411.17	0.00
00095 051	0.00	0.00	0.00	0.00	0.00	0.00	0.00	0.00
	1,067,173.10	309,015.40	1,030,334.09	1,030,334.09	1,025,388.37	1,017,556.41	956,979.65	934.84
162 Direccion de Administracion S.H. Y F.								
00096 011	1,042,190.24	243,279.38	959,011.32	959,011.32	959,011.32	959,011.32	907,598.34	0.00
00096 012	22,715.00	832.00	21,883.00	21,883.00	15,868.09	13,713.19	13,713.19	0.00
00096 013	378,150.00	13,762.12	264,387.88	264,387.88	207,981.96	197,300.28	190,400.99	0.00
	1,443,055.24	257,873.50	1,245,282.20	1,245,282.20	1,182,861.37	1,170,024.79	1,111,712.52	0.00
149 Direccion de Administracion S.G.								
00097 011	2,416,413.87	492,104.62	2,047,757.45	2,047,757.45	2,047,757.45	2,047,757.45	1,957,568.86	0.00
00097 012	44,456.00	9,820.44	31,916.66	15,383.75	14,687.75	14,359.55	14,359.55	2,718.90
00097 013	271,204.00	8,984.32	266,202.93	262,762.93	221,805.75	217,382.12	196,905.80	16.75
00097 051	0.00	0.00	0.00	0.00	0.00	0.00	0.00	0.00
	2,732,073.87	510,909.38	2,345,877.04	2,325,904.13	2,284,250.95	2,279,499.12	2,168,834.21	2,735.65
153 Oficina de Prensa								
00098 011	1,818,714.56	413,342.85	1,617,668.38	1,617,668.38	1,617,668.38	1,617,668.38	1,538,678.10	0.00
00098 012	40,133.50	18,961.67	21,171.83	21,171.83	14,364.69	13,029.82	12,777.79	0.00
00098 013	2,575,600.00	327,200.00	3,096,686.00	2,609,886.00	2,575,016.53	2,545,716.53	2,475,371.33	497,714.00
00098 031	0.00	0.00	0.00	0.00	0.00	0.00	0.00	0.00
00098 051	0.00	0.00	0.00	0.00	0.00	0.00	0.00	0.00
	4,434,448.06	759,504.52	4,735,526.21	4,248,726.21	4,207,049.60	4,176,414.73	4,026,827.22	497,714.00
169 SECRETARIA DE DESARROLLO Y GESTION URBANA								
00100 052	10,166,000.00	2,953,574.12	7,212,425.88	2,643,322.73	106,024.47	106,024.47	106,024.47	0.00
	10,166,000.00	2,953,574.12	7,212,425.88	2,643,322.73	106,024.47	106,024.47	106,024.47	0.00
169 SECRETARIA DE DESARROLLO Y GESTION URBANA								
00107 052	3,770,000.00	419,656.06	3,930,343.94	4,517,568.96	2,069,387.25	2,069,387.25	1,169,654.33	0.00
	3,770,000.00	419,656.06	3,930,343.94	4,517,568.96	2,069,387.25	2,069,387.25	1,169,654.33	0.00
138 Subsecretaria de Gestion Urbana								
00110 011	339,048.97	105,732.72	420,756.96	420,756.96	420,756.96	420,756.96	403,852.89	0.00
00110 012	6,608.50	2,150.73	4,457.77	4,457.77	3,703.77	3,490.97	3,490.97	0.00
00110 013	39,808.00	16,120.26	23,687.74	23,687.74	12,112.03	11,052.10	11,051.94	0.00
00110 051	0.00	0.00	0.00	0.00	0.00	0.00	0.00	0.00

Ejecucion Presupuestaria al 31/10/2011
Unidades Credito desde 1 hasta 999999

Cuenta	Votado	Saldo	Preventivo	Definitivo	Devengado	Mand a Pagar	Pagado	Reservas
	385,465.47	124,003.71	448,902.47	448,902.47	436,572.76	435,300.03	418,395.80	0.00
142 Direccion de Obras Privadas								
00139 011	1,935,640.20	468,825.30	1,722,002.58	1,722,002.58	1,722,002.58	1,722,002.58	1,636,559.97	0.00
00139 012	143,887.00	77,519.50	55,907.50	55,907.50	38,786.01	38,657.81	37,044.98	460.00
00139 013	364,038.00	100,381.17	441,650.83	441,650.83	276,579.50	274,856.86	272,425.88	6.00
00139 051	0.00	0.00	0.00	0.00	0.00	0.00	0.00	0.00
	2,443,565.20	646,725.97	2,219,560.91	2,219,560.91	2,037,368.09	2,035,517.25	1,946,030.83	466.00
146 Direccion de Gestion Ambiental								
00146 011	671,608.08	227,756.77	850,285.12	850,285.12	850,285.12	850,285.12	814,054.39	0.00
00146 012	14,320.00	118.92	14,201.08	12,201.69	12,201.69	9,771.00	9,771.00	0.00
00146 013	630,600.00	87,295.45	443,304.55	425,316.03	287,626.29	280,651.09	274,370.10	0.00
00146 051	0.00	0.00	0.00	0.00	0.00	0.00	0.00	0.00
	1,316,528.08	315,171.14	1,307,790.75	1,287,802.84	1,150,113.10	1,140,707.21	1,098,195.49	0.00
165 Direccion de Haberes								
00151 011	747,540.82	177,875.47	713,996.69	713,996.69	713,996.69	713,996.69	675,834.85	0.00
00151 012	32,647.00	22,679.37	9,967.63	9,967.63	9,967.63	9,967.63	9,871.77	0.00
00151 013	58,560.00	5,576.51	52,983.49	52,983.49	50,011.00	49,865.26	48,305.89	0.00
00151 031	70,000.00	17,063.60	32,936.40	6,536.40	6,536.40	6,536.40	6,536.40	0.00
00151 051	0.00	0.00	0.00	0.00	0.00	0.00	0.00	0.00
	908,747.82	223,194.95	809,884.21	783,484.21	780,511.72	780,365.98	740,548.91	0.00
167 Direccion de Compras Mayores y Menores								
00152 011	1,276,230.54	294,159.83	1,218,277.82	1,218,277.82	1,218,277.82	1,218,277.82	1,144,698.52	0.00
00152 012	55,771.50	8,126.22	47,601.28	47,601.28	21,172.47	16,635.45	16,635.45	44.00
00152 013	77,912.00	598.39	77,313.61	77,313.61	66,826.32	66,147.41	65,409.05	0.00
	1,409,914.04	302,884.44	1,343,192.71	1,343,192.71	1,306,276.61	1,301,060.68	1,226,743.02	44.00
166 Direccion de Patrimonio y Concesiones								
00153 011	772,842.59	219,534.51	830,842.19	830,842.19	830,842.19	830,842.19	779,109.93	0.00
00153 012	22,640.00	3,134.29	19,505.71	19,047.71	15,366.48	15,366.48	15,027.51	0.00
00153 013	51,960.00	1,794.86	50,165.14	49,865.14	34,234.79	34,181.97	30,867.80	0.00
00153 051	0.00	0.00	0.00	0.00	0.00	0.00	0.00	0.00
	847,442.59	224,463.66	900,513.04	899,755.04	880,443.46	880,390.64	825,005.24	0.00
174 Direccion de Laboratorio y Estudio de Materiales								
00154 011	557,508.77	154,503.27	500,866.28	500,866.28	500,866.28	500,866.28	481,047.26	0.00
00154 012	70,403.00	39,078.87	31,324.13	31,324.13	14,581.87	13,371.87	13,371.87	0.00
00154 013	29,500.00	7,920.95	21,579.05	21,579.05	20,216.56	19,864.81	19,864.81	0.00
00154 031	0.00	0.00	0.00	0.00	0.00	0.00	0.00	0.00
00154 051	0.00	0.00	0.00	0.00	0.00	0.00	0.00	0.00

Ejecucion Presupuestaria al 31/10/2011
Unidades Credito desde 1 hasta 999999

Cuenta	Votado	Saldo	Preventivo	Definitivo	Devengado	Mand a Pagar	Pagado	Reservas
	657,411.77	201,503.09	553,769.46	553,769.46	535,664.71	534,102.96	514,283.94	0.00
178 Direccion de Control Operativo								
00156 011	15,737,798.05	3,823,546.35	14,148,292.55	14,148,292.55	14,148,292.55	14,148,292.55	13,448,076.76	0.00
00156 012	2,933,689.10	142.67	2,891,656.31	2,889,515.01	2,404,880.32	2,374,448.14	2,274,448.01	1,890.12
00156 013	687,700.00	2,616.00	941,629.75	786,681.52	462,006.12	450,657.09	438,565.98	16,686.25
00156 051	0.00	0.00	0.00	0.00	0.00	0.00	0.00	0.00
	19,359,187.15	3,821,073.02	17,981,578.61	17,824,489.08	17,015,178.99	16,973,397.78	16,161,090.75	18,576.37
176 Direccion de Administracion S.S.S.P.								
00158 011	3,052,807.81	935,990.99	2,700,087.81	2,700,087.81	2,700,087.81	2,700,087.81	2,583,025.61	0.00
00158 012	57,015.50	14.40	56,998.43	56,998.43	56,998.43	56,998.43	56,998.43	2.67
00158 013	456,096.00	7,110.00	446,876.19	446,876.19	336,130.64	335,125.35	332,784.90	2,109.81
00158 051	0.00	0.00	0.00	0.00	0.00	0.00	0.00	0.00
	3,565,919.31	943,115.39	3,203,962.43	3,203,962.43	3,093,216.88	3,092,211.59	2,972,808.94	2,112.48
180 SECRETARIA DE PROMOCION, DESARROLLO SOCIAL Y DDHH								
00159 011	678,041.26	220,768.56	736,912.64	736,912.64	736,912.64	736,912.64	692,728.04	0.00
00159 012	34,908.00	78.40	49,290.86	49,290.86	28,176.56	20,823.49	20,823.49	538.74
00159 013	271,958.00	14,171.96	355,053.58	346,303.58	297,402.53	256,152.21	215,538.37	12,732.46
00159 031	762,328.00	245,724.68	1,123,625.52	1,084,409.01	963,295.72	962,595.72	951,595.72	12,977.80
00159 051	0.00	0.00	0.00	0.00	0.00	0.00	0.00	0.00
	1,747,235.26	480,743.60	2,264,882.60	2,216,916.09	2,025,787.45	1,976,484.06	1,880,685.62	26,249.00
197 Direccion de Mantenimiento de Edificios Municipale								
00160 011	2,736,501.56	567,143.95	2,181,047.29	2,181,047.29	2,181,047.29	2,181,047.29	2,057,207.50	0.00
00160 012	315,797.50	60.19	315,762.82	275,077.92	230,195.57	228,957.57	214,435.38	94.87
00160 013	455,600.00	3,428.14	677,222.75	367,406.89	339,904.84	240,439.57	227,739.57	6,949.11
00160 051	0.00	0.00	0.00	0.00	0.00	0.00	0.00	0.00
	3,507,899.06	570,511.90	3,174,032.86	2,823,532.10	2,751,147.70	2,650,444.43	2,499,382.45	7,043.98
180 SECRETARIA DE PROMOCION, DESARROLLO SOCIAL Y DDHH								
00162 031	22,600.00	2,600.00	20,000.00	20,000.00	18,500.00	18,500.00	14,000.00	0.00
	22,600.00	2,600.00	20,000.00	20,000.00	18,500.00	18,500.00	14,000.00	0.00
169 SECRETARIA DE DESARROLLO Y GESTION URBANA								
00164 052	2,750,000.00	496,000.86	1,653,999.14	1,373,363.14	674,066.88	674,066.88	674,066.88	0.00
	2,750,000.00	496,000.86	1,653,999.14	1,373,363.14	674,066.88	674,066.88	674,066.88	0.00
198 Direccion de Presupuesto								
00167 011	98,985.77	28,307.71	105,324.71	105,324.71	105,324.71	105,324.71	100,813.06	0.00

Ejecucion Presupuestaria al 31/10/2011
Unidades Credito desde 1 hasta 999999

Cuenta	Votado	Saldo	Preventivo	Definitivo	Devengado	Mand a Pagar	Pagado	Reservas
00167 012	8,182.00	3,859.75	4,322.25	4,322.25	4,322.25	4,322.25	4,322.25	0.00
00167 013	67,300.00	11,930.20	55,369.80	55,369.80	53,705.56	53,705.56	53,705.56	0.00
00167 051	0.00	0.00	0.00	0.00	0.00	0.00	0.00	0.00
	174,467.77	44,097.66	165,016.76	165,016.76	163,352.52	163,352.52	158,840.87	0.00
180 SECRETARIA DE PROMOCION, DESARROLLO SOCIAL Y DDHH								
00170 013	17,160.00	1,219.00	14,180.00	14,180.00	13,455.00	13,455.00	13,455.00	5,001.00
	17,160.00	1,219.00	14,180.00	14,180.00	13,455.00	13,455.00	13,455.00	5,001.00
201 Oficina de Sistemas de Informacion Catastral								
00172 011	1,074,769.02	247,929.10	983,638.90	983,638.90	983,638.90	983,638.90	934,842.99	0.00
00172 012	15,952.50	11,860.10	4,092.40	4,092.40	4,092.40	3,169.50	2,621.05	0.00
00172 013	3,500.00	0.00	3,500.00	3,500.00	3,226.03	3,226.03	3,226.03	0.00
00172 051	0.00	0.00	0.00	0.00	0.00	0.00	0.00	0.00
	1,094,221.52	259,789.20	991,231.30	991,231.30	990,957.33	990,034.43	940,690.07	0.00
190 SECRETARIA DE TURISMO								
00173 011	984,104.10	239,432.27	941,989.96	941,989.96	941,989.96	941,989.96	900,618.89	0.00
00173 012	7,540.00	5,831.45	6,641.05	6,641.05	6,641.05	4,684.48	4,684.48	67.50
00173 013	1,071,229.00	48,999.96	1,020,675.26	880,349.23	842,632.89	810,964.27	802,357.17	1,553.78
00173 031	0.00	0.00	0.00	0.00	0.00	0.00	0.00	0.00
00173 051	0.00	0.00	0.00	0.00	0.00	0.00	0.00	0.00
	2,062,873.10	294,263.68	1,969,306.27	1,828,980.24	1,791,263.90	1,757,638.71	1,707,660.54	1,621.28
170 Subsecretaria de Obras Publicas								
00174 011	0.00	0.00	0.00	0.00	0.00	0.00	0.00	0.00
00174 012	312.00	312.00	0.00	0.00	0.00	0.00	0.00	0.00
00174 013	0.00	0.00	0.00	0.00	0.00	0.00	0.00	0.00
	312.00	312.00	0.00	0.00	0.00	0.00	0.00	0.00
150 Direccion Delegacion Bs. As.								
00178 011	731,505.06	190,864.50	744,388.97	744,388.97	744,388.97	744,388.97	713,869.74	0.00
00178 012	8,153.50	1,305.19	6,801.41	5,931.23	5,931.23	2,482.64	2,482.64	46.90
00178 013	195,370.00	18,776.21	175,829.12	121,292.68	92,010.49	84,059.17	84,059.17	764.67
00178 051	0.00	0.00	0.00	0.00	0.00	0.00	0.00	0.00
	935,028.56	210,945.90	927,019.50	871,612.88	842,330.69	830,930.78	800,411.55	811.57
148 Subsecretaria de Gobierno								
00179 011	843,223.03	197,982.02	773,963.29	773,963.29	773,963.29	773,963.29	739,405.06	0.00
00179 012	19,458.50	925.38	18,533.12	18,533.12	8,616.33	8,616.33	8,616.33	0.00
00179 013	66,450.00	24.66	66,425.34	66,425.34	60,250.60	59,530.60	58,090.56	0.00
00179 031	0.00	0.00	0.00	0.00	0.00	0.00	0.00	0.00

Ejecucion Presupuestaria al 31/10/2011
Unidades Credito desde 1 hasta 999999

Cuenta	Votado	Saldo	Preventivo	Definitivo	Devengado	Mand a Pagar	Pagado	Reservas
	929,131.53	198,932.06	858,921.75	858,921.75	842,830.22	842,110.22	806,111.95	0.00
202 Direccion Medicina Ocup., Seg. e Hig. Lab.								
00181 011	945,268.09	315,306.85	1,116,363.83	1,116,363.83	1,116,363.83	1,116,363.83	1,046,923.25	0.00
00181 012	42,078.00	144.58	41,713.42	39,663.42	25,605.62	25,533.82	21,400.98	220.00
00181 013	307,672.00	59.59	287,612.41	287,612.41	263,761.99	247,331.18	247,331.18	0.00
00181 031	0.00	0.00	0.00	0.00	0.00	0.00	0.00	0.00
00181 051	0.00	0.00	0.00	0.00	0.00	0.00	0.00	0.00
	1,295,018.09	315,511.02	1,445,689.66	1,443,639.66	1,405,731.44	1,389,228.83	1,315,655.41	220.00
289 Oficina de Administracion de Canteras								
00189 011	240,495.71	0.00	104,619.84	104,619.84	104,619.84	104,619.84	104,619.84	0.00
00189 013	379,500.00	0.00	379,500.00	278,071.94	278,071.94	278,071.94	278,071.94	0.00
	619,995.71	0.00	484,119.84	382,691.78	382,691.78	382,691.78	382,691.78	0.00
180 SECRETARIA DE PROMOCION, DESARROLLO SOCIAL Y DDHH								
00195 013	11,137.00	4,397.00	6,740.00	6,740.00	6,740.00	6,740.00	0.00	0.00
00195 051	0.00	0.00	0.00	0.00	0.00	0.00	0.00	0.00
	11,137.00	4,397.00	6,740.00	6,740.00	6,740.00	6,740.00	0.00	0.00
299 Direccion de Deportes								
00198 011	21,231,270.58	4,897,530.19	19,293,026.12	19,293,026.12	19,293,026.12	19,293,026.12	18,251,179.35	0.00
00198 012	756,429.50	176,192.46	328,677.11	328,677.11	270,980.41	232,507.44	225,082.41	1,559.93
00198 013	5,122,987.00	51,214.83	5,371,772.17	5,344,874.17	4,474,627.44	4,302,489.81	4,045,142.87	0.00
00198 051	0.00	0.00	0.00	0.00	0.00	0.00	0.00	0.00
	27,110,687.08	5,124,937.48	24,993,475.40	24,966,577.40	24,038,633.97	23,828,023.37	22,521,404.63	1,559.93
299 Direccion de Deportes								
00199 013	67,800.00	508.51	67,291.49	67,291.49	53,533.83	53,533.83	44,684.59	0.00
00199 031	0.00	23,606.10	18,393.90	18,393.90	18,393.90	18,393.90	18,393.90	0.00
	67,800.00	24,114.61	85,685.39	85,685.39	71,927.73	71,927.73	63,078.49	0.00
180 SECRETARIA DE PROMOCION, DESARROLLO SOCIAL Y DDHH								
00203 012	6,510.00	840.00	5,670.00	5,670.00	0.00	0.00	0.00	0.00
00203 013	111,310.00	9,008.00	107,827.74	103,875.74	96,675.74	96,675.74	96,675.74	24,474.26
00203 051	0.00	0.00	0.00	0.00	0.00	0.00	0.00	0.00
	117,820.00	9,848.00	113,497.74	109,545.74	96,675.74	96,675.74	96,675.74	24,474.26
169 SECRETARIA DE DESARROLLO Y GESTION URBANA								
00208 052	15,968,662.00	583,841.68	14,784,820.32	13,644,768.51	6,403,485.19	6,403,485.19	6,403,485.19	0.00

Ejecucion Presupuestaria al 31/10/2011
Unidades Credito desde 1 hasta 999999

Cuenta	Votado	Saldo	Preventivo	Definitivo	Devengado	Mand a Pagar	Pagado	Reservas
	15,968,662.00	583,841.68	14,784,820.32	13,644,768.51	6,403,485.19	6,403,485.19	6,403,485.19	0.00
309 Departamento Barrios								
00210 011	644,207.59	147,126.96	578,895.49	578,895.49	578,895.49	578,895.49	541,929.82	0.00
00210 012	32,134.50	3.05	26,134.04	25,169.54	24,995.54	24,488.04	24,488.04	997.41
00210 013	64,774.00	10.16	63,437.84	53,437.84	43,184.89	40,478.91	40,478.91	1,326.00
00210 031	10,000.00	0.00	6,000.00	6,000.00	6,000.00	6,000.00	6,000.00	0.00
00210 051	0.00	0.00	0.00	0.00	0.00	0.00	0.00	0.00
	751,116.09	147,140.17	674,467.37	663,502.87	653,075.92	649,862.44	612,896.77	2,323.41
310 Departamento Centros Comunitarios								
00211 011	4,239,710.93	917,357.35	3,582,580.82	3,582,580.82	3,582,580.82	3,582,580.82	3,354,050.02	0.00
00211 012	67,312.50	871.32	66,375.33	57,268.98	41,352.00	41,352.00	23,271.20	65.85
00211 013	283,864.80	3,685.74	280,179.06	280,179.06	182,555.88	164,527.62	164,371.96	0.00
00211 051	0.00	0.00	0.00	0.00	0.00	0.00	0.00	0.00
	4,590,888.23	921,914.41	3,929,135.21	3,920,028.86	3,806,488.70	3,788,460.44	3,541,693.18	65.85
180 SECRETARIA DE PROMOCION, DESARROLLO SOCIAL Y DDHH								
00212 011	947,123.97	331,455.35	1,075,384.96	1,075,384.96	1,075,384.96	1,075,384.96	1,021,546.75	0.00
00212 012	43,200.00	326.37	40,806.34	40,806.34	40,806.34	40,206.34	39,203.14	2,067.29
00212 013	149,669.28	1,651.53	147,181.75	147,181.75	81,602.64	81,155.76	80,476.24	836.00
00212 051	0.00	0.00	0.00	0.00	0.00	0.00	0.00	0.00
	1,139,993.25	333,433.25	1,263,373.05	1,263,373.05	1,197,793.94	1,196,747.06	1,141,226.13	2,903.29
312 Direccion de Educacion								
00213 011	4,893,350.80	1,124,505.77	4,376,762.74	4,376,762.74	4,376,762.74	4,376,762.74	4,188,518.97	0.00
00213 012	116,669.50	1,751.59	114,917.91	114,917.91	104,497.06	101,600.48	49,315.18	0.00
00213 013	101,100.00	6,021.07	95,078.93	95,078.93	63,957.20	63,918.28	58,029.61	0.00
00213 031	90,000.00	0.00	89,551.08	89,551.08	54,423.68	54,423.68	45,933.58	0.00
00213 051	0.00	0.00	0.00	0.00	0.00	0.00	0.00	0.00
	5,201,120.30	1,132,278.43	4,676,310.66	4,676,310.66	4,599,640.68	4,596,705.18	4,341,797.34	0.00
314 Subsecretaria de Deportes								
00215 011	1,592,736.08	323,882.66	1,257,773.43	1,257,773.43	1,257,773.43	1,257,773.43	1,198,666.54	0.00
00215 013	6,500.00	3,983.17	2,516.83	2,516.83	1,993.48	1,993.48	1,993.48	0.00
	1,599,236.08	327,865.83	1,260,290.26	1,260,290.26	1,259,766.91	1,259,766.91	1,200,660.02	0.00
316 Programa Coordinacion Fiscal y Catastro								
00216 011	312,042.12	69,734.61	271,665.25	271,665.25	271,665.25	271,665.25	258,682.17	0.00
00216 013	29,700.00	18,324.49	11,375.51	8,576.76	6,599.30	6,599.30	6,599.30	0.00
00216 031	40,000.00	0.00	0.00	0.00	0.00	0.00	0.00	0.00
	381,742.12	88,059.10	283,040.76	280,242.01	278,264.55	278,264.55	265,281.47	0.00

Ejecucion Presupuestaria al 31/10/2011
Unidades Credito desde 1 hasta 999999

Cuenta	Votado	Saldo	Preventivo	Definitivo	Devengado	Mand a Pagar	Pagado	Reservas
321 Direccion de Fiscalizacion y Contralor Urbano								
00218 011	1,612,713.70	473,777.73	1,778,759.78	1,778,759.78	1,778,759.78	1,778,759.78	1,694,160.79	0.00
00218 012	103,513.50	67,180.30	36,333.20	36,333.20	28,263.85	24,055.85	24,055.85	0.00
00218 013	172,204.00	59,747.94	92,456.06	92,456.06	89,223.75	88,982.51	88,982.51	0.00
00218 051	0.00	0.00	0.00	0.00	0.00	0.00	0.00	0.00
	1,888,431.20	600,705.97	1,907,549.04	1,907,549.04	1,896,247.38	1,891,798.14	1,807,199.15	0.00
175 Subsecretaria de Servicios Publicos								
00220 011	523,396.12	114,554.33	453,652.79	453,652.79	453,652.79	453,652.79	434,642.70	0.00
00220 012	28,345.00	97,605.25	1,026,035.66	949,339.39	397,522.67	386,032.67	340,874.35	0.81
00220 013	18,800.00	21,360.98	166,238.94	72,737.94	50,111.13	27,437.19	27,437.19	200.08
00220 031	0.00	10,582.43	468,417.57	233,700.24	233,700.24	233,700.24	233,700.24	0.00
	570,541.12	244,102.99	2,114,344.96	1,709,430.36	1,134,986.83	1,100,822.89	1,036,654.48	200.89
318 Subsecretaria de Seguridad Urbana								
00221 011	337,513.93	76,841.24	287,270.90	287,270.90	287,270.90	287,270.90	273,655.35	0.00
00221 012	21,371.50	7,359.50	13,996.00	13,996.00	6,991.01	6,991.01	6,991.01	16.00
00221 013	72,200.00	74.28	68,117.72	68,117.72	67,087.55	67,087.55	67,087.55	4,008.00
00221 051	0.00	0.00	0.00	0.00	0.00	0.00	0.00	0.00
	431,085.43	84,275.02	369,384.62	369,384.62	361,349.46	361,349.46	347,733.91	4,024.00
319 Direccion de Transporte								
00222 011	2,038,856.04	543,284.41	2,100,677.93	2,100,677.93	2,100,677.93	2,100,677.93	1,984,190.37	0.00
00222 012	260,448.00	382.72	226,572.33	222,572.33	123,658.94	123,587.14	123,587.14	3,492.95
00222 013	561,500.00	17,260.59	1,126,469.41	1,120,609.41	916,512.11	888,540.15	807,540.07	2,770.00
00222 031	900,000.00	247,524.55	652,475.45	652,475.45	652,475.45	581,571.35	581,571.35	0.00
00222 051	0.00	0.00	0.00	0.00	0.00	0.00	0.00	0.00
	3,760,804.04	808,452.27	4,106,195.12	4,096,335.12	3,793,324.43	3,694,376.57	3,496,888.93	6,262.95
324 Programa de Asuntos Juridicos								
00223 013	510,000.00	2,063,932.37	445,907.63	409,092.83	321,982.99	319,930.99	319,930.99	160.00
	510,000.00	2,063,932.37	445,907.63	409,092.83	321,982.99	319,930.99	319,930.99	160.00
325 Direccion de Administracion y Despacho								
00224 012	10,388.00	6,868.10	3,519.90	3,519.90	3,519.90	3,519.90	3,519.90	0.00
00224 013	38,375.00	1,662.40	36,712.60	36,712.60	13,457.74	13,457.74	8,942.14	0.00
	48,763.00	8,530.50	40,232.50	40,232.50	16,977.64	16,977.64	12,462.04	0.00
322 Direccion de Gestion Administrativa								
00227 011	547,656.20	146,498.27	524,167.66	524,167.66	524,167.66	524,167.66	500,114.06	0.00
00227 012	5,469.00	4,531.90	937.10	937.10	937.10	937.10	937.10	0.00

Ejecucion Presupuestaria al 31/10/2011
Unidades Credito desde 1 hasta 999999

Cuenta	Votado	Saldo	Preventivo	Definitivo	Devengado	Mand a Pagar	Pagado	Reservas
00227 013	30,200.00	9.71	30,190.29	29,663.00	23,732.30	22,386.30	21,565.71	0.00
00227 051	0.00	0.00	0.00	0.00	0.00	0.00	0.00	0.00
	583,325.20	151,039.88	555,295.05	554,767.76	548,837.06	547,491.06	522,616.87	0.00
332 Programa Habitat y Ordenamiento Urbano								
00229 011	462,064.72	143,520.79	514,344.44	514,344.44	514,344.44	514,344.44	491,329.48	0.00
00229 012	10,659.50	29.76	10,468.23	10,468.23	10,468.23	3,872.23	3,872.23	161.51
00229 013	75,300.00	19,046.25	407,760.57	379,272.57	135,440.24	135,440.24	77,190.25	38,493.18
00229 051	0.00	0.00	0.00	0.00	0.00	0.00	0.00	0.00
	548,024.22	162,596.80	932,573.24	904,085.24	660,252.91	653,656.91	572,391.96	38,654.69
169 SECRETARIA DE DESARROLLO Y GESTION URBANA								
00232 052	300,000.00	0.00	300,000.00	300,000.00	156,652.69	156,652.69	156,652.69	0.00
	300,000.00	0.00	300,000.00	300,000.00	156,652.69	156,652.69	156,652.69	0.00
169 SECRETARIA DE DESARROLLO Y GESTION URBANA								
00233 052	14,338,036.00	0.00	5,956,646.56	5,956,646.56	2,675,770.05	2,675,770.05	2,281,510.46	0.00
	14,338,036.00	0.00	5,956,646.56	5,956,646.56	2,675,770.05	2,675,770.05	2,281,510.46	0.00
338 Direccion de Mantenimiento General								
00238 011	274,477.71	37,277.33	145,634.46	145,634.46	145,634.46	145,634.46	138,290.56	0.00
00238 012	100,748.50	6,573.41	93,726.93	53,726.93	24,691.88	24,155.40	16,706.15	448.16
00238 013	324,100.00	242.47	413,857.53	323,547.53	294,547.53	235,823.33	235,823.33	10,000.00
00238 051	0.00	0.00	0.00	0.00	0.00	0.00	0.00	0.00
	699,326.21	44,093.21	653,218.92	522,908.92	464,873.87	405,613.19	390,820.04	10,448.16
337 Programa Planificacion y Estrategia Social								
00239 011	324,802.14	93,415.32	310,716.08	310,716.08	310,716.08	310,716.08	294,639.22	0.00
00239 012	4,610.50	4,610.50	0.00	0.00	0.00	0.00	0.00	0.00
00239 013	3,000.00	3,000.00	0.00	0.00	0.00	0.00	0.00	0.00
	332,412.64	101,025.82	310,716.08	310,716.08	310,716.08	310,716.08	294,639.22	0.00
334 Programa Desarrollo y Diagramacion Artistica								
00240 011	5,986,863.35	1,483,299.72	5,935,030.46	5,935,030.46	5,935,030.46	5,935,030.46	5,616,486.88	0.00
00240 012	265,865.00	32,130.07	80,272.33	80,272.33	65,803.77	61,577.75	58,577.94	3,462.60
00240 013	401,334.00	1,140.55	549,582.45	385,282.45	314,842.78	295,884.06	294,204.05	611.00
00240 051	0.00	0.00	0.00	0.00	0.00	0.00	0.00	0.00
	6,654,062.35	1,516,570.34	6,564,885.24	6,400,585.24	6,315,677.01	6,292,492.27	5,969,268.87	4,073.60
335 Progr. Enlace Gestion y Des. Turismo Cultural								
00241 011	298,322.70	0.00	0.00	0.00	0.00	0.00	0.00	0.00

Ejecucion Presupuestaria al 31/10/2011
Unidades Credito desde 1 hasta 999999

Cuenta	Votado	Saldo	Preventivo	Definitivo	Devengado	Mand a Pagar	Pagado	Reservas
	298,322.70	0.00	0.00	0.00	0.00	0.00	0.00	0.00
311 Subsecretaria de Cultura y Educacion								
00242 011	1,616,649.32	440,612.22	1,632,524.89	1,632,524.89	1,632,524.89	1,632,524.89	1,552,051.04	0.00
00242 012	77,850.00	503.92	127,073.28	127,073.28	65,070.35	52,975.53	39,683.00	272.80
00242 013	777,397.00	30,710.97	1,196,686.03	949,926.99	812,139.19	756,583.09	709,991.20	0.00
00242 051	0.00	0.00	0.00	0.00	0.00	0.00	0.00	0.00
	2,471,896.32	471,827.11	2,956,284.20	2,709,525.16	2,509,734.43	2,442,083.51	2,301,725.24	272.80
330 Oficina de Derechos Humanos								
00243 011	265,175.82	0.00	0.00	0.00	0.00	0.00	0.00	0.00
00243 012	2,864.50	0.00	0.00	0.00	0.00	0.00	0.00	0.00
00243 013	7,200.00	600.00	3,800.00	3,800.00	2,068.74	2,068.74	2,068.74	0.00
00243 051	0.00	0.00	0.00	0.00	0.00	0.00	0.00	0.00
	275,240.32	600.00	3,800.00	3,800.00	2,068.74	2,068.74	2,068.74	0.00
328 Programa Gestion Adm. y Atencion Vecino								
00245 011	427,857.04	103,323.92	369,669.10	369,669.10	369,669.10	369,669.10	353,301.07	0.00
00245 012	30,868.00	0.00	30,685.52	30,685.52	15,890.90	15,890.90	15,890.90	182.48
00245 013	20,500.00	597.00	19,903.00	19,903.00	19,013.52	19,013.52	19,013.52	0.00
00245 051	0.00	0.00	0.00	0.00	0.00	0.00	0.00	0.00
	479,225.04	103,920.92	420,257.62	420,257.62	404,573.52	404,573.52	388,205.49	182.48
329 Oficina de Atencion al Vecino								
00246 011	265,175.82	59,737.99	232,494.16	232,494.16	232,494.16	232,494.16	223,026.79	0.00
00246 013	2,200.00	0.00	2,200.00	2,200.00	2,104.11	2,104.11	2,104.11	0.00
	267,375.82	59,737.99	234,694.16	234,694.16	234,598.27	234,598.27	225,130.90	0.00
194 SINDICATURA GENERAL								
00247 011	1,159,080.00	0.00	0.00	0.00	0.00	0.00	0.00	0.00
	1,159,080.00	0.00	0.00	0.00	0.00	0.00	0.00	0.00
333 Programa Fiscalizacion y Contralor Urbano								
00248 011	304,462.86	76,431.17	259,759.69	259,759.69	259,759.69	259,759.69	250,017.19	0.00
00248 012	21,061.50	8,299.95	12,761.55	12,761.55	12,500.55	12,372.35	12,372.35	0.00
00248 013	5,412,000.00	882,244.15	5,987,953.23	5,930,754.95	5,672,298.62	5,627,209.18	5,573,094.24	1,086,002.12
00248 051	0.00	0.00	0.00	0.00	0.00	0.00	0.00	0.00
	5,737,524.36	966,975.27	6,260,474.47	6,203,276.19	5,944,558.86	5,899,341.22	5,835,483.78	1,086,002.12
331 Programa de Funcionalidad Urbana								
00251 011	311,946.18	69,674.61	273,071.25	273,071.25	273,071.25	273,071.25	262,101.36	0.00

Ejecucion Presupuestaria al 31/10/2011
Unidades Credito desde 1 hasta 999999

Cuenta	Votado	Saldo	Preventivo	Definitivo	Devengado	Mand a Pagar	Pagado	Reservas
00251 012	16,621.60	242.00	16,229.76	16,229.76	3,572.69	3,572.69	3,572.69	149.84
00251 013	7,101,000.00	7,119.77	7,239,340.45	7,123,990.28	5,616,352.82	5,413,111.51	5,317,079.45	6,539.78
	7,429,567.78	77,036.38	7,528,641.46	7,413,291.29	5,892,996.76	5,689,755.45	5,582,753.50	6,689.62
129 INTENDENCIA								
00256 012	25,000.00	5,771.37	19,210.90	19,210.90	19,210.90	19,210.90	19,210.90	17.73
00256 013	296,000.00	73,145.75	437,854.25	329,871.17	221,031.17	221,031.17	221,031.17	0.00
	321,000.00	78,917.12	457,065.15	349,082.07	240,242.07	240,242.07	240,242.07	17.73
169 SECRETARIA DE DESARROLLO Y GESTION URBANA								
00258 052	2,300,000.00	0.00	1,055,497.26	716,516.26	363,838.10	363,838.10	363,838.10	1,453,945.74
	2,300,000.00	0.00	1,055,497.26	716,516.26	363,838.10	363,838.10	363,838.10	1,453,945.74
340 Direccion Pedagogica y de Elencos								
00259 011	0.00	0.00	0.00	0.00	0.00	0.00	0.00	0.00
	0.00	0.00	0.00	0.00	0.00	0.00	0.00	0.00
311 Subsecretaria de Cultura y Educacion								
00260 013	22,600.00	261.43	22,338.57	338.57	338.57	338.57	338.57	0.00
	22,600.00	261.43	22,338.57	338.57	338.57	338.57	338.57	0.00
169 SECRETARIA DE DESARROLLO Y GESTION URBANA								
00261 013	0.00	0.00	112,395.00	112,395.00	112,395.00	112,395.00	112,395.00	177,421.00
00261 031	0.00	0.00	101,727.29	44,727.29	0.00	0.00	0.00	198,272.71
	0.00	0.00	214,122.29	157,122.29	112,395.00	112,395.00	112,395.00	375,693.71
341 Coordinacion de Obras y Servicios Publicos								
00263 011	374,309.65	111,769.08	447,011.98	447,011.98	447,011.98	447,011.98	427,611.31	0.00
00263 012	297.00	66.60	230.40	230.40	230.40	230.40	230.40	0.00
00263 013	12,100.00	101.83	11,998.17	11,998.17	10,778.55	10,778.55	10,778.55	0.00
	386,706.65	111,937.51	459,240.55	459,240.55	458,020.93	458,020.93	438,620.26	0.00
346 Direccion de Relac. Vecinales y Asist. Juridica								
00264 011	405,719.34	162,168.32	406,823.53	406,823.53	406,823.53	406,823.53	392,613.98	0.00
00264 013	93,800.00	8,400.00	85,400.00	85,400.00	71,425.27	65,425.27	65,425.27	0.00
	499,519.34	170,568.32	492,223.53	492,223.53	478,248.80	472,248.80	458,039.25	0.00
343 Programa de Informacion Tecnologica y Comunicacion								
00265 011	298,322.70	67,189.61	261,487.25	261,487.25	261,487.25	261,487.25	250,769.84	0.00
00265 012	114.00	114.00	0.00	0.00	0.00	0.00	0.00	0.00

Ejecucion Presupuestaria al 31/10/2011
Unidades Credito desde 1 hasta 999999

Cuenta	Votado	Saldo	Preventivo	Definitivo	Devengado	Mand a Pagar	Pagado	Reservas
00265 013	1,500.00	0.00	1,500.00	1,500.00	1,498.34	1,498.34	1,498.34	0.00
	299,936.70	67,303.61	262,987.25	262,987.25	262,985.59	262,985.59	252,268.18	0.00
160 SECRETARIA DE HACIENDA Y FINANZAS								
00266 013	1,910,000.00	0.00	1,910,000.00	1,910,000.00	1,765,487.86	0.00	0.00	0.00
	1,910,000.00	0.00	1,910,000.00	1,910,000.00	1,765,487.86	0.00	0.00	0.00
180 SECRETARIA DE PROMOCION, DESARROLLO SOCIAL Y DDHH								
00268 011	212,966.39	42,422.11	190,760.63	190,760.63	190,760.63	190,760.63	181,690.80	0.00
00268 012	5,561.90	5,561.90	0.00	0.00	0.00	0.00	0.00	0.00
00268 013	17,500.00	0.00	17,150.00	17,150.00	16,008.04	16,008.04	15,196.04	350.00
00268 051	0.00	0.00	0.00	0.00	0.00	0.00	0.00	0.00
	236,028.29	47,984.01	207,910.63	207,910.63	206,768.67	206,768.67	196,886.84	350.00
169 SECRETARIA DE DESARROLLO Y GESTION URBANA								
00271 012	0.00	0.00	0.00	0.00	0.00	0.00	0.00	0.00
00271 013	0.00	0.00	49,950.00	0.00	0.00	0.00	0.00	0.00
00271 051	0.00	1,379,370.00	394,290.00	394,290.00	394,290.00	394,290.00	394,290.00	0.00
00271 052	12,000,000.00	905,826.45	13,094,173.55	12,294,173.55	11,063,906.69	11,063,906.69	11,063,906.69	0.00
	12,000,000.00	2,285,196.45	13,538,413.55	12,688,463.55	11,458,196.69	11,458,196.69	11,458,196.69	0.00
169 SECRETARIA DE DESARROLLO Y GESTION URBANA								
00274 052	2,332,934.04	2,332,934.04	0.00	0.00	0.00	0.00	0.00	0.00
	2,332,934.04	2,332,934.04	0.00	0.00	0.00	0.00	0.00	0.00
169 SECRETARIA DE DESARROLLO Y GESTION URBANA								
00275 052	1,781,308.46	1,781,308.46	0.00	0.00	0.00	0.00	0.00	0.00
	1,781,308.46	1,781,308.46	0.00	0.00	0.00	0.00	0.00	0.00
169 SECRETARIA DE DESARROLLO Y GESTION URBANA								
00276 052	3,608,861.11	3,608,861.11	0.00	0.00	0.00	0.00	0.00	0.00
	3,608,861.11	3,608,861.11	0.00	0.00	0.00	0.00	0.00	0.00
169 SECRETARIA DE DESARROLLO Y GESTION URBANA								
00277 052	2,247,485.86	3,550.56	2,243,935.30	2,243,935.30	1,437,511.78	1,437,511.78	1,214,610.33	1,210,652.00
	2,247,485.86	3,550.56	2,243,935.30	2,243,935.30	1,437,511.78	1,437,511.78	1,214,610.33	1,210,652.00
169 SECRETARIA DE DESARROLLO Y GESTION URBANA								
00278 052	420,000.00	420,000.00	0.00	0.00	0.00	0.00	0.00	0.00

Ejecucion Presupuestaria al 31/10/2011
Unidades Credito desde 1 hasta 999999

Cuenta	Votado	Saldo	Preventivo	Definitivo	Devengado	Mand a Pagar	Pagado	Reservas
	420,000.00	420,000.00	0.00	0.00	0.00	0.00	0.00	0.00
148 Subsecretaria de Gobierno								
00280 012	0.00	0.00	0.00	0.00	0.00	0.00	0.00	0.00
00280 051	120,000.00	104,675.80	15,324.20	15,324.20	15,324.20	15,324.20	14,004.20	0.00
00280 052	0.00	0.00	0.00	0.00	0.00	0.00	0.00	0.00
	120,000.00	104,675.80	15,324.20	15,324.20	15,324.20	15,324.20	14,004.20	0.00
348 Programa de Coordinacion Presupuestaria, C. y C.								
00281 011	298,322.70	67,487.63	268,839.51	268,839.51	268,839.51	268,839.51	256,912.13	0.00
00281 012	617.00	617.00	0.00	0.00	0.00	0.00	0.00	0.00
00281 013	0.00	0.00	0.00	0.00	0.00	0.00	0.00	0.00
00281 051	0.00	0.00	0.00	0.00	0.00	0.00	0.00	0.00
	298,939.70	68,104.63	268,839.51	268,839.51	268,839.51	268,839.51	256,912.13	0.00
347 Direccion de Gestion Institucional								
00282 011	3,193,381.04	852,717.74	3,500,405.73	3,500,405.73	3,500,405.73	3,500,405.73	3,322,877.58	0.00
00282 012	48,979.50	23,468.33	25,300.52	24,136.24	16,103.23	12,484.86	12,484.86	210.65
00282 013	844,128.27	226,815.13	617,313.14	617,313.14	335,174.09	327,929.78	316,956.73	0.00
00282 031	61,400.00	0.00	0.00	0.00	0.00	0.00	0.00	0.00
00282 051	0.00	0.00	0.00	0.00	0.00	0.00	0.00	0.00
	4,147,888.81	1,103,001.20	4,143,019.39	4,141,855.11	3,851,683.05	3,840,820.37	3,652,319.17	210.65
349 Oficina Enlace Interno Gestion de Compras								
00283 011	271,220.04	75,331.72	223,733.43	223,733.43	223,733.43	223,733.43	221,818.13	0.00
00283 012	1,123.50	623.50	441.09	441.09	441.09	441.09	441.09	58.91
00283 013	2,500.00	0.00	2,500.00	2,500.00	2,175.72	2,175.72	2,175.72	0.00
	274,843.54	75,955.22	226,674.52	226,674.52	226,350.24	226,350.24	224,434.94	58.91
350 Programa Op. Desarrollo Deportivo Mcipal.								
00284 011	311,850.24	69,704.61	273,853.25	273,853.25	273,853.25	273,853.25	261,581.38	0.00
00284 013	6,600.00	0.00	6,600.00	6,600.00	5,442.51	5,442.51	5,442.51	0.00
	318,450.24	69,704.61	280,453.25	280,453.25	279,295.76	279,295.76	267,023.89	0.00
351 Oficina Gestion y Promocion p/ Deporte								
00285 011	215,455.37	51,270.43	186,294.63	186,294.63	186,294.63	186,294.63	170,794.97	0.00
	215,455.37	51,270.43	186,294.63	186,294.63	186,294.63	186,294.63	170,794.97	0.00
352 Programa de Patrimonio Historico Cultural								
00286 011	1,765,840.96	348,932.33	1,487,872.54	1,487,872.54	1,487,872.54	1,487,872.54	1,420,355.21	0.00
00286 012	22,928.50	821.44	21,927.06	21,927.06	21,923.06	17,281.21	17,281.21	180.00
00286 013	238,500.00	31.86	238,136.14	236,835.34	159,358.53	141,280.65	139,104.21	332.00

Ejecucion Presupuestaria al 31/10/2011
Unidades Credito desde 1 hasta 999999

Cuenta	Votado	Saldo	Preventivo	Definitivo	Devengado	Mand a Pagar	Pagado	Reservas
00286 031	10,000.00	0.00	9,600.00	6,400.00	4,800.00	4,800.00	4,800.00	0.00
00286 051	0.00	0.00	0.00	0.00	0.00	0.00	0.00	0.00
	2,037,269.46	349,785.63	1,757,535.74	1,753,034.94	1,673,954.13	1,651,234.40	1,581,540.63	512.00
148 Subsecretaria de Gobierno								
00287 012	125,580.00	41,495.00	34,085.00	19,993.00	965.25	965.25	965.25	0.00
00287 013	1,130,500.00	2,953.95	427,546.05	396,638.05	264,720.00	248,220.00	248,220.00	0.00
	1,256,080.00	44,448.95	461,631.05	416,631.05	265,685.25	249,185.25	249,185.25	0.00
353 Of. Presrv. Esp. Pub. y T.F.								
00288 011	280,744.75	75,976.81	131,571.11	131,571.11	131,571.11	131,571.11	131,258.93	0.00
00288 012	8,966.00	326.00	8,640.00	8,640.00	848.53	848.53	848.53	0.00
00288 013	361,000.00	112,980.00	188,020.00	188,020.00	188,020.00	188,020.00	188,020.00	0.00
	650,710.75	189,282.81	328,231.11	328,231.11	320,439.64	320,439.64	320,127.46	0.00
354 Direccion de Higiene Urbana								
00289 011	1,375,080.59	327,833.37	1,534,991.50	1,534,991.50	1,534,991.50	1,534,991.50	1,455,108.17	0.00
00289 012	134,838.00	0.00	134,826.81	134,826.81	70,444.08	67,066.97	67,066.97	11.19
00289 013	23,542,626.42	34,788.57	29,406,193.88	29,182,833.88	22,109,757.37	21,619,255.31	21,619,138.02	60,596.92
00289 031	0.00	0.00	42,000.00	0.00	0.00	0.00	0.00	0.00
00289 051	0.00	0.00	0.00	0.00	0.00	0.00	0.00	0.00
	25,052,545.01	362,621.94	31,118,012.19	30,852,652.19	23,715,192.95	23,221,313.78	23,141,313.16	60,608.11
355 Progr. Asist. y Seg. Gestion Administrativa								
00290 011	298,322.70	67,189.61	261,487.25	261,487.25	261,487.25	261,487.25	250,710.22	0.00
00290 012	1,703.00	1,703.00	0.00	0.00	0.00	0.00	0.00	0.00
00290 013	1,000.00	0.00	1,000.00	1,000.00	1,000.00	1,000.00	1,000.00	0.00
00290 051	0.00	0.00	0.00	0.00	0.00	0.00	0.00	0.00
	301,025.70	68,892.61	262,487.25	262,487.25	262,487.25	262,487.25	251,710.22	0.00
356 Direccion de Administracion S.D. y G.U.								
00291 011	1,833,368.03	453,062.69	1,977,375.28	1,977,375.28	1,977,375.28	1,977,375.28	1,878,313.39	0.00
00291 012	22,131.50	7,342.67	14,749.68	14,749.68	14,401.68	14,329.88	14,329.88	39.15
00291 013	102,974.00	6,366.40	96,607.60	96,607.60	78,596.83	78,050.46	62,931.00	0.00
00291 051	0.00	0.00	0.00	0.00	0.00	0.00	0.00	0.00
	1,958,473.53	466,771.76	2,088,732.56	2,088,732.56	2,070,373.79	2,069,755.62	1,955,574.27	39.15
326 Delegacion Bs. As.								
00292 011	805,954.89	182,982.06	714,085.06	714,085.06	714,085.06	714,085.06	684,347.99	0.00
00292 012	3,318.50	3,318.50	0.00	0.00	0.00	0.00	0.00	0.00
00292 013	6,200.00	4,800.00	1,400.00	1,400.00	1,383.93	1,383.93	1,383.93	0.00
00292 051	0.00	0.00	0.00	0.00	0.00	0.00	0.00	0.00

Handwritten signature or mark

Ejecucion Presupuestaria al 31/10/2011
 Unidades Credito desde 1 hasta 999999

Cuenta	Votado	Saldo	Preventivo	Definitivo	Devengado	Mand a Pagar	Pagado	Reservas
	815,473.39	191,100.56	715,485.06	715,485.06	715,468.99	715,468.99	685,731.92	0.00
357 Of. Enlace Administrativo-Operativo								
00293 011	229,078.85	51,105.56	201,454.50	201,454.50	201,454.50	201,454.50	193,176.51	0.00
	229,078.85	51,105.56	201,454.50	201,454.50	201,454.50	201,454.50	193,176.51	0.00
358 Of. de Coordinacion Operativa								
00294 011	216,894.47	48,785.56	189,994.50	189,994.50	189,994.50	189,994.50	182,301.99	0.00
	216,894.47	48,785.56	189,994.50	189,994.50	189,994.50	189,994.50	182,301.99	0.00
359 Dir. Compras, Contratac. y Gtion. Programas								
00295 011	1,055,602.73	0.00	487,193.50	487,193.50	487,193.50	487,193.50	487,193.50	0.00
00295 012	18,022.00	0.00	16,638.00	16,638.00	3,826.40	3,826.40	3,826.40	0.00
00295 013	40,800.00	0.00	28,326.28	28,326.28	23,536.28	23,536.28	20,366.40	0.00
	1,114,424.73	0.00	532,157.78	532,157.78	514,556.18	514,556.18	511,386.30	0.00
360 Direccion de Gestion Cultural y Artistica								
00296 011	2,460,909.36	493,621.77	1,891,580.77	1,891,580.77	1,891,580.77	1,891,580.77	1,795,811.18	0.00
00296 012	114,012.00	29,933.58	13,721.98	13,721.98	13,619.90	13,619.90	13,619.90	356.44
00296 013	790,590.00	49.82	860,399.27	738,799.27	576,670.16	565,462.70	562,793.17	140.91
00296 051	0.00	0.00	0.00	0.00	0.00	0.00	0.00	0.00
	3,365,511.36	523,605.17	2,765,702.02	2,644,102.02	2,481,870.83	2,470,663.37	2,372,224.25	497.35
169 SECRETARIA DE DESARROLLO Y GESTION URBANA								
00297 052	2,000,000.00	2,000,000.00	0.00	0.00	0.00	0.00	0.00	0.00
	2,000,000.00	2,000,000.00	0.00	0.00	0.00	0.00	0.00	0.00
169 SECRETARIA DE DESARROLLO Y GESTION URBANA								
00298 052	0.00	0.00	0.00	0.00	0.00	0.00	0.00	0.00
	0.00	0.00	0.00	0.00	0.00	0.00	0.00	0.00
361 Oficina de Promocion Comunitaria								
00301 012	0.00	2,158.37	706.13	706.13	706.13	706.13	706.13	0.00
00301 013	0.00	2,800.00	0.00	0.00	0.00	0.00	0.00	0.00
	0.00	4,958.37	706.13	706.13	706.13	706.13	706.13	0.00
311 Subsecretaria de Cultura y Educacion								
00302 051	0.00	5,000.00	0.00	0.00	0.00	0.00	0.00	0.00
	0.00	5,000.00	0.00	0.00	0.00	0.00	0.00	0.00

Ejecucion Presupuestaria al 31/10/2011
Unidades Credito desde 1 hasta 999999

Cuenta	Votado	Saldo	Preventivo	Definitivo	Devengado	Mand a Pagar	Pagado	Reservas
160 SECRETARIA DE HACIENDA Y FINANZAS								
00303 051	0.00	0.00	676,390.00	676,390.00	676,390.00	676,390.00	676,390.00	0.00
	0.00	0.00	676,390.00	676,390.00	676,390.00	676,390.00	676,390.00	0.00
311 Subsecretaria de Cultura y Educacion								
00304 013	0.00	34,959.51	3,440.49	3,440.49	3,440.49	3,382.85	3,382.85	0.00
00304 031	0.00	4,689.80	4,910.20	4,910.20	4,910.20	4,910.20	0.00	0.00
	0.00	39,649.31	8,350.69	8,350.69	8,350.69	8,293.05	3,382.85	0.00
169 SECRETARIA DE DESARROLLO Y GESTION URBANA								
00306 052	0.00	2,000,000.00	0.00	0.00	0.00	0.00	0.00	0.00
	0.00	2,000,000.00	0.00	0.00	0.00	0.00	0.00	0.00
169 SECRETARIA DE DESARROLLO Y GESTION URBANA								
00307 052	0.00	8,700,000.00	0.00	0.00	0.00	0.00	0.00	0.00
	0.00	8,700,000.00	0.00	0.00	0.00	0.00	0.00	0.00
314 Subsecretaria de Deportes								
00308 012	0.00	45,000.00	0.00	0.00	0.00	0.00	0.00	0.00
00308 013	0.00	95,867.29	0.00	0.00	0.00	0.00	0.00	9,132.71
	0.00	140,867.29	0.00	0.00	0.00	0.00	0.00	9,132.71
169 SECRETARIA DE DESARROLLO Y GESTION URBANA								
00309 013	0.00	26,400.00	511,725.00	58,500.00	58,500.00	58,500.00	58,500.00	961,875.00
00309 052	0.00	328,324.00	0.00	0.00	0.00	0.00	0.00	0.00
	0.00	354,724.00	511,725.00	58,500.00	58,500.00	58,500.00	58,500.00	961,875.00
363 Direccion de Programas, Convenios y Proyectos Especi								
00310 011	0.00	209,725.12	241,988.89	241,988.89	241,988.89	241,988.89	201,388.70	0.00
00310 012	0.00	27.77	770.00	770.00	770.00	770.00	770.00	0.00
00310 013	0.00	3,000.00	0.00	0.00	0.00	0.00	0.00	0.00
	0.00	212,752.89	242,758.89	242,758.89	242,758.89	242,758.89	202,158.70	0.00
99998 210	0.00	0.00	0.00	0.00	0.00	0.00	0.00	0.00
99998 220	0.00	0.00	0.00	0.00	0.00	0.00	0.00	0.00
99998 230	0.00	0.00	0.00	0.00	0.00	0.00	0.00	0.00
99998 240	0.00	0.00	0.00	0.00	0.00	0.00	0.00	0.00
	0.00	0.00	0.00	0.00	0.00	0.00	0.00	0.00

RESUMEN DE INGRESOS A CONTABILIZAR
 Fechas : 01/01/2011 - 31/10/2011
 Servicios: ABCDIX

 Detalle Importe

RESUMEN CUENTAS CONTABLES

Ejercicio: 2011

8 2 1 01 0001	Impuesto Automotor	16,910,132.87
8 2 1 01 0002	Impuesto Inmobiliario	7,915,482.32
8 2 1 01 0003	Tasa Gral. Servicios Municipales	3,328,565.88
8 2 1 01 0004	Habilitación Comercial	171,219.64
8 2 1 01 0005	Multas por Infracciones	1,812,036.49
8 2 1 01 0006	Tasa Actividad Comercio e Industria	6,598,483.91
8 2 1 01 0007	Derecho Venta Ambulantes	1,630.00
8 2 1 01 0008	Publicidad y Propaganda	150,502.39
8 2 1 01 0009	Estacionamiento Medido	27,650.24
8 2 1 01 0010	Ingresos Varios	512,266.45
8 2 1 01 0012	Redes de Gas	3,450.70
8 2 1 01 0014	Servicio Inspección Veterinaria	70,697.05
8 2 1 01 0015	Derechos de Oficina	525,892.44
8 2 1 01 0016	Derecho Ocupación y Uso Público	51,329.88
8 2 1 01 0017	Derechos Espectáculos Públicos	6,450.00
8 2 1 01 0018	Permiso U. y S. Matadero	218,151.22
8 2 1 01 0019	Derechos de Construcción	368,750.86
8 2 1 01 0020	Tasa Servicios Esp. Limpieza e Higiene	1,416,801.29
8 2 1 01 0023	Derechos Cementerio	169,873.51
8 2 1 01 0024	Contribución por Mejoras	264,822.21
8 2 1 01 0028	Contribución por Mejoras Centro	7,535.99
8 2 1 01 0029	Contribución por Mejoras Este	26,347.56
8 2 1 01 0030	Contribución por Mejoras Oeste	48,252.87
8 2 1 01 0034	Intereses de Financiacion	1,894,221.84
8 2 1 01 0041	Derecho de Minas y Canteras	4,767.00
8 2 1 01 0042	Contr.Mejoras Pav. B°Los Calaf. y T Bridge	98,413.59
8 2 1 01 0043	Contr.Mejoras Pav. B°El Libert. y 12 Octub	100,296.12
8 2 1 01 0044	Contr.Mejoras Pav. B°IPV 2da. Etapa	108,535.92
8 2 1 01 0053	Otros Intereses	881,695.05
8 2 1 01 0056	Uso de Calesita y Juegos Mecánicos	48,012.00
8 2 1 02 0001	Arancel Deportes Varios	71,846.04
8 2 1 02 0002	Arancel Uso Natatorio	46,321.01
8 2 1 02 0005	Canon p/Usa Albergue M.U.	675.00
8 2 1 02 0006	Convenio Alumbrado Público	2,053,509.44
8 2 1 02 0007	Convenio Revisión Técnica Obligatoria	27,819.88
8 2 1 02 0008	Recupero Ordenanza 2243	269,515.81
8 2 1 02 0012	Fondo Voluntario Infraestructura Escolar	643.88
8 2 1 02 0021	Fondo Promocion del Deporte	4,800.00
8 2 1 03 0002 0001	Venta de Terrenos Fiscales	453,508.43
8 2 1 03 0002 0008	Gestion y Venta de Tierras Fiscales	4,644,961.66
8 2 1 03 0002 0009	Subasta Pública de Tierras Fiscales	12,714,204.00
8 2 2 01	Coparticipación	152,578,816.64
8 2 2 10	Fondo Federal Solidario - Dto Nac.206/09	7,634,067.46
8 2 2 11	Coparticipacion- Fondo Fiduciario	3,015,019.54
8 3 1 01 0013	Plan Integral para la Promocion del Empleo	20,400.00
8 3 1 01 0015	Aportes para el Festival Internac.de la Mu	416,080.00


C.P. STELLA MARIS CAMPOS
 Sub Contadora General
 Municipalidad de Ushuaia

RESUMEN DE INGRESOS A CONTABILIZAR
Fechas : 01/01/2011 - 31/10/2011
Servicios: ABCDIX

Detalle		Importe
8 3 1 01 0025	Conv.Urbanización los Alakalufes II	1,254,926.71
8 3 1 01 0036	Aporte Obra Colegio del Sur	731,016.28
	Total Cuentas	229,680,399.07

TARIFAS SIN CONTABILIZAR

Total Tarifas 0.00
Total General 229,680,399.07



C.P. STELLA MARIS CAMPOS
Suplente General
Municipalidad de Ushuaia



CONCEPTO	Ejecutado Acumulado (Deviendo al 31/10/2011)	
	Importe	% V
TOTAL DE RECURSOS CORRIENTES	287.838.820,77	98,47
Total de la Administración Central	287.838.820,77	98,47
- De Jurisdicción Municipal	48.217.388,38	14,98
- De Atención General	48.786,78/75	14,83
Impuesto Automotor	16.910.132,87	5,48
Impuesto Inmobiliario	7.915.482,32	2,66
Tasa General Serv. Municip.	3.328.566,88	1,08
Multas por Infracciones	171.219,04	0,06
Tasa Actv. Comercio e Industria	1.812.036,46	0,59
Derecho Ventas Ambulantes	6.898.483,91	2,14
Publicidad y Propaganda	1.630,00	0,00
Estacionamiento Hecho	150.502,38	0,05
Ingresos Varlos	27.650,24	0,01
Redes de Gas	812.266,45	0,17
3.450,76	0,00	
Servicio Inspección Vial/habit	70.687,08	0,02
Derechos de Obitras	525.892,44	0,17
Der Ocup. Y Uso Esp. Publico	51.328,88	0,02
Derechos Espectáculos Públicos	6.450,00	0,00
Permiso U. Y D. Maladero	218.151,22	0,07
Derechos de Construcción	368.750,66	0,12
Tasa S. Esp. Umg. E. Higiene	1.418.801,28	0,46
Derechos de Cementario	468.873,51	0,08
Contribución por Mejoras	264.822,21	0,08
Contrib. Alumbrado Publico	1.984.221,84	0,61
Contribucion por Mejoras - Secc. Centro	2.065.509,44	0,66
7.535,98	0,00	
Contribucion por Mejoras - Secc. Este	26.347,86	0,01
Contribucion por Mejoras - Secc. Oeste	48.252,87	0,02
Contribucion Mejoras Pav. pr Los Chaletas y T. Bridges	98.413,86	0,03
Contribucion Mejoras Pav. pr El Libertador y 12 Ocho,	100.296,12	0,03
Contribucion Mejoras Pav. pr PV 2da. Etapa	108.535,92	0,04
Derecho de Alitas y Cameras	4.787,00	0,00
Otros Ingresos	881.695,05	0,28
Uso de Calsets y Juegos Mecánicos	48.012,00	0,02
- Cuantías Especiales (De atención específica)	421.621,82	0,14
Arrendo Deportes Varlos	71.846,04	0,02
Arrendo Umo Alberga NU,	46.321,01	0,01
Canon Ordenanza 2243	675,00	0,00
Rescupo Ordenanza 2243	286.516,81	0,08
Condo Voluntario Infraestructura Escolar	643,88	0,00
Convenio Revulsión Técnica Obligaciona	27.819,88	0,01
Condo Promoción del Deporte	4.800,00	0,00
De Jurisdicción Provincial	251.721.422,42	81,60
Coparticipación Provincial	238.080.231,45	77,08
Coparticipación Fondo Federal Solidario	10.628.171,45	3,44
Coparticipación Fondo Educacion	3.015.019,52	0,88
TOTAL ENROGACIONES CORRIENTES	279.514.428,38	90,60
Total Administración Central	279.514.428,38	90,60
Personal	192.817.533,68	62,43
Gastos de Consumo	8.108.277,04	2,85
Servicios	69.386.795,14	22,47
Ingresos - Dif. de Cho. Int. de la Deuda	4.126,34	0,00
Transferencias	5.608.197,21	1,83
Empréstitos Financieros	2.897.489,87	0,93
ENABORO CORRIENTE - RBO REON II - N	18.123.391,38	5,87
TOTAL ENROGACIONES DE CAPITAL	17.812.874,06	5,72
Total Administración Central	17.812.874,06	5,72
De Jurisdicción Municipal	17.812.874,06	5,72
Venta de Activos Fijos	41.731.874,06	13,77
Venta de Terrenos Fiscales	453.508,43	0,15
Gestión y Venta de Terrenos Fiscales	4.644.961,68	1,50
SUBVENCIÓN PÚBLICA DE TIERRAS FISCALES	12.714.204,00	4,12
ENROGACIONES DE CAPITAL	28.037.187,80	9,46
Total Administración Central	28.037.187,80	9,46
Bienes de Capital	2.151.048,61	0,70
Trámites Públicos	24.950.643,10	8,08
Transferencias	1.835.498,18	0,63
TOTAL DE RECURSOS II * M	316.731.484,88	102,22
TOTAL DE ENROGACIONES II * M	308.652.612,28	100,00
NE. NECES. DE PAGAMIENTO - RBO FEBRO JUN 2011	8.098.872,67	2,22
K - ENABORAMIENTO NETO	910.365,78	0,23
Zuama	2.422.422,88	0,72
Aportes No Reintegrables	2.422.422,88	0,72
Aportes para el Festival Internacional de la Música	416.080,00	0,13
Plan Integral para la Promoción del Empleo	20.400,00	0,01
Conv. Urbanización los Albatrises II	1.254.626,71	0,41
Aporte Obra Colegio del Sur	731.016,28	0,02
Otros Fuentes	0,00	0,00
Reservados Ejecución Anteriores	0,00	0,00
Res	1.812.117,24	0,46
Amortización de la Deuda	1.512.117,24	0,45
Resultado de la Ejecución	7.898.183,32	

Observación para el mes de OCTUBRE de 2011
Los fondos de Coparticipación informados por medio del Informe 13CB, adjunto a la presente, no se concuerdan con el dato comunicado en la Ejecución, debiéndose esto a la dilación existente en el procesamiento del ingreso del recurso mencionado. Por tal motivo, se debe considerar como recursos de Coparticipación electrónicamente ingresados, los valores informados al tema del mes bajo análisis, consignados los mismos en la presente Ejecución.

C. P. STELLA MARIS CAMPOS
Sub Contadora General
Contabilidad de Gestión



Resumen Presupuestaria por mes (Problema)

	01/11	02/11	Acumulado a 02/11	03/11	Acumulado a 03/11	04/11	Acumulado a 04/11	05/11	Acumulado a 05/11
TOTAL DE RECURSOS CORRIENTES	28,186,267.02	28,992,358.48	57,178,625.50	26,487,282.38	79,233,688.78	24,620,807.49	103,774,308.27	32,449,494.85	138,173,803.12
De Percepción Municipal	2,894,339.99	4,018,020.09	6,912,374.98	5,384,137.50	12,298,512.08	4,222,045.77	16,520,557.85	4,290,318.42	20,810,876.27
De Afectación General	1,462,698.08	3,997,261.11	6,892,143.03	5,276,799.64	12,487,941.97	4,201,559.30	16,692,501.27	4,287,520.85	20,978,022.12
Impuesto Automotor	1,568,378.68	1,921,949.37	3,394,646.05	1,326,434.03	4,711,080.08	1,770,913.18	6,481,994.16	1,301,070.06	7,783,064.22
Impuesto Inmobiliario	96,319.40	436,647.38	595,233.08	1,597,164.27	2,182,447.33	603,155.31	2,785,602.64	1,006,328.48	3,791,931.12
Tasa General Serv. Municipal	96,789.85	207,641.66	303,601.74	1,986,333	4,321,219	14,289,736	57,502,900	3,981,188.48	1,565,251.88
Multas por Infracciones	12,735.16	10,611.38	23,246.58	18,986.33	43,212.91	252,227.73	1,179,083.38	9,681.40	67,184.30
Tasa Actv. Comercio e Industrias	82,861.16	105,036.53	187,597.72	154,740.45	342,338.17	292,347.32	634,685.48	222,367.40	857,052.88
Percepciones de Varas Ambulantes	840.00	270.00	1,282,985.5	738,612.71	2,021,588.22	2,851,493.15	6,284,992.78	3,280,185.85	13,200,000
Estadocivil y Matrimonio	11,881.44	18,148.18	11,100.00	16,241.32	45,871.94	17,201.00	63,173.02	14,023.11	77,196.13
Publicidad y Propaganda	1,460.00	500.00	1,960.00	0.00	1,960.00	0.00	1,960.00	5,268.51	2,489.00
Estadocivil y Matrimonio	17,832.36	9,743.63	27,676.28	67,293.78	94,870.05	28,004.56	122,974.61	5,268.51	128,211.12
Redes de Gas	3,065.81	3,822.48	6,888.38	378.14	1,046.63	1,442	1,047.95	471.08	1,510.07
Servicios Inspeción Vales	1,060.00	3,822.48	15,816.14	3,597.00	19,403.14	7,590.59	26,912.98	7,750.00	34,662.98
Pat. Oper. y Uso Exp. Platico	48,172.11	48,343.37	88,525.48	49,283.63	147,809.11	49,590.97	197,400.08	58,297.43	255,697.51
Percepciones Espectaculos Publicos	5,856.32	4,041.88	9,877.20	5,797.69	15,874.88	14,197.19	18,837.88	8,227.81	28,059.78
Panico U y D. Material	69,048.54	23,475.00	92,523.54	19,883.53	112,386.98	2,280.00	114,666.98	9,897.84	124,334.68
Derechos de Contratación	37,028.10	34,278.00	71,235.63	48,984.53	121,229.88	20,348.57	141,578.23	40,138.34	181,716.61
Tasa S. Exp. Lima E Higien	118,607.93	150,891.59	269,599.45	159,872.05	428,228.55	159,039.57	587,268.01	134,060.85	721,328.86
Derechos de Comercio	18,884.12	28,447.71	16,883.95	43,130.75	17,311.51	60,442.28	17,078.18	19,736.00	37,814.18
Contribución por Mejoras	31,668.17	10,850.41	51,118.93	23,986.74	77,108.29	18,684.18	95,800.42	23,822.19	119,622.63
Ingresos de Financiación	192,939.74	170,849.52	323,204.92	228,831.41	549,039.97	181,459.43	730,499.40	188,958.83	917,099.33
Comun. Alumbrado Publico	0.00	0.00	0.00	0.00	0.00	0.00	0.00	0.00	0.00
Contribución por Mejoras - Seco Centro	230.96	375.09	665.65	438.38	1,102.03	414.13	1,516.16	460.58	1,976.74
Contribución por Mejoras - Seco, Calle	2,880.65	1,800.66	4,681.31	2,048.38	6,929.67	1,889.37	8,799.04	3,062.63	11,861.67
Contribución por Mejoras - Seco, Calle	6,478.93	3,287.27	9,777.20	4,747.02	14,524.22	4,024.83	18,549.15	3,937.16	22,386.31
Contribución Mejoras Pav. Br Los Castillos y T. Bridges	5,522.32	7,659.59	13,181.94	12,142.51	25,324.35	8,134.48	33,458.81	6,785.34	40,244.18
Contribución Mejoras Pav. Br El Libertador y T. Bridges	6,868.01	6,378.15	13,318.16	7,444.05	22,769.21	9,273.48	32,042.69	6,545.04	38,517.73
Contribución Mejoras Pav. Br IPV 2da. Etapa	6,811.42	12,648.25	19,459.67	12,387.22	31,826.89	7,403.41	39,230.30	8,345.93	48,576.23
Derechos de Mises y Canchales	0.00	0.00	0.00	0.00	0.00	0.00	0.00	0.00	0.00
Otros Ingresos	31,977.61	0.00	31,977.61	149,902.80	181,880.51	92,271.67	274,152.18	167,270.09	441,421.99
Uso de Canchales y Juegos Mecanicos	0.00	0.00	0.00	0.00	0.00	12,822.00	12,822.00	4,028.00	16,848.00
* Canchales Espectales (De atec. especifica)	10,972.07	26,189.48	30,231.55	118,570.14	148,147.58	20,486.57	168,634.15	32,977.57	171,614.15
Avance Depositos Ventas	1,895.00	6,528.50	8,423.50	9,896.00	18,319.50	7,534.54	25,854.04	8,205.00	34,060.04
Avance Uso Nelson	1,957.00	3,893.00	5,810.00	5,292.00	11,102.00	4,129.00	15,231.00	4,805.00	19,736.00
Canon Pulo Abigona M.U.	0.00	0.00	0.00	210.00	210.00	0.00	210.00	30.00	240.00
Recurso Ordenanza 2243	6,220.07	9,325.26	15,545.33	72,749.40	88,284.73	8,822.93	97,117.66	20,058.57	117,176.23
Fondo Voluntario Infraestructura Escolar	0.00	452.72	452.72	191.16	643.88	0.00	643.88	0.00	643.88
Convenio Revisión Técnica Obispos	0.00	0.00	0.00	0.00	0.00	0.00	0.00	0.00	0.00
Fondo Promoción del Deporte	0.00	0.00	0.00	0.00	0.00	0.00	0.00	0.00	0.00
De Jurisdicción Provincial	24,292,403.93	21,077,311.22	45,689,755.27	20,433,244.88	67,008,998.77	20,230,181.48	87,215,178.31	28,159,478.99	115,374,924.82
De Jurisdicción Municipal	0.00	0.00	0.00	0.00	0.00	0.00	0.00	0.00	0.00
Contribución Fondo Federal Solidario	674,859.88	590,026.68	1,183,986.56	555,903.63	1,739,890.18	1,355,881.54	3,098,771.68	1,323,321.03	4,419,092.71
Contribución Fondo Fideicomiso	0.00	0.00	0.00	0.00	0.00	0.00	0.00	0.00	0.00
TOTAL EROSIONES CORRIENTES	23,883,924.54	22,588,377.16	46,204,271.72	22,010,480.87	69,214,782.58	28,391,493.88	98,604,188.48	28,282,718.28	126,889,341.77
Total Administración Central	23,883,924.54	22,588,377.16	46,204,271.72	22,010,480.87	69,214,782.58	28,391,493.88	98,604,188.48	28,282,718.28	126,889,341.77
Personal	18,631,638.65	16,469,639.22	33,120,807.87	16,754,232.42	49,878,069.29	16,115,109.94	67,990,169.93	18,482,272.02	86,472,443.94
Bienes de Consumo	122,908.71	312,100.60	434,997.49	697,843.16	1,292,890.99	891,058.28	2,183,949.54	1,153,282.01	3,337,171.99
Servicios	6,418,988.11	5,218,897.43	11,637,392.54	14,954,987.48	28,897,978.96	8,597,523.19	37,494,502.19	7,718,124.19	31,230,374.38
Ingresos - Dif. de Cho. Int. de la Deuda	88,912	3,857.50	3,744.42	72.89	3,817.28	65.77	3,883.05	58.63	3,941.68
Tiempo de Estudios	239,803.83	201,148.88	440,762.82	797,284.61	1,238,037.48	544,278.67	1,782,314.13	615,167.97	2,397,482.10
Excepciones Fagundes	283,333.33	283,333.33	566,666.66	283,333.33	849,999.99	283,333.33	1,133,333.33	283,333.33	1,416,666.66
ANEXO GOBERNATE - FRO ECON. II - D	4,650,833.31	3,890,981.32	7,597,244.98	3,888,891.52	11,677,738.27	3,890,898.48	7,118,139.78	4,197,398.88	11,316,538.38
TOTAL RECURSOS DE CAPITAL	884,897.24	223,922.12	1,208,819.64	138,389.84	1,388,748.68	139,874.58	1,492,026.04	4,722,317.78	6,220,742.82
Total Administración Central	884,897.24	223,922.12	1,208,819.64	138,389.84	1,388,748.68	139,874.58	1,492,026.04	4,722,317.78	6,220,742.82
De Jurisdicción Municipal	884,897.24	223,922.12	1,208,819.64	138,389.84	1,388,748.68	139,874.58	1,492,026.04	4,722,317.78	6,220,742.82
Venta de Activos Fijos	884,897.24	223,922.12	1,208,819.64	138,389.84	1,388,748.68	139,874.58	1,492,026.04	4,722,317.78	6,220,742.82
Venta de Terrenos Fiscales	19,236.73	22,304.41	61,580.14	30,977.78	132,237.08	50,046.41	179,214.38	40,488.41	219,702.88
Subvenc. Públicas de Terren Fiscales	862,312.01	251,487.71	1,113,789.72	122,359.06	1,258,180.60	63,029.09	1,312,103.69	152,152.28	1,471,957.97
EROSIONES DE CAPITAL	664,375.16	817,228.64	1,317,888.72	2,293,993.62	3,488,879.24	6,070,382.43	8,537,382.07	4,782,442.88	13,320,904.73
Total Administración Central	664,375.16	817,228.64	1,317,888.72	2,293,993.62	3,488,879.24	6,070,382.43	8,537,382.07	4,782,442.88	13,320,904.73
Bienes de Capital	7,105.77	121,694.27	123,600.04	34,888.31	163,588.33	343,981.13	547,567.48	816,327.42	1,363,939.79
Trabajos Públicos	648,651.41	395,734.27	1,044,388.68	2,259,007.21	3,303,329.88	4,899,401.71	7,989,794.59	3,969,270.17	11,959,064.76
Transferencias	0.00	0.00	0.00	0.00	0.00	0.00	0.00	0.00	0.00
TOTAL DE RECURSOS (I + II)	29,037,100.57	29,313,339.80	58,875,870.48	26,376,474.32	80,912,427.46	25,511,695.97	105,272,338.05	37,171,812.66	149,494,345.95
TOTAL DE EROSIONES (I + II)	24,538,799.78	23,408,359.28	47,801,521.36	25,304,372.39	80,912,427.46	29,282,882.36	105,800,528.26	32,004,130.16	138,205,286.59
EXCESO DE RECURSOS (I + II - E)	4,498,300.79	5,904,980.52	11,074,349.12	1,072,101.93	10,000,000.00	6,228,813.61	19,471,809.79	5,167,682.50	11,289,059.36
RECURSOS DE CAPITAL NETO	217,522.08	23,105.00	190,930.90	0.00	0.00	0.00	0.00	0.00	0.00
Multas No Recaudables	0.00	337,289.60	337,289.60	0.00	0.00	0.00	0.00	0.00	0.00
Aportes No Recaudables	0.00	337,289.60	337,289.60	0.00	0.00	0.00	0.00	0.00	0.00
Aportes para el Festival Internacional de la Música	0.00	0.00	0.00	0.00	0.00	0.00	0.00	0.00	0.00
Contr. Urbanización de Asfaltos II	0.00	337,289.60	337,289.60	0.00	0.00	0.00	0.00	0.00	0.00
Plan Integral para la Promoción del Empleo	0.00	0.00	0.00	0.00	0.00	0.00	0.00	0.00	0.00
Aporte Opra Colegio del Sur	0.00	0.00	0.00	0.00	0.00	0.00	0.00	0.00	0.00
Otras Fuentes	0.00	0.00	0.00	0.00	0.00	0.00	0.00	0.00	0.00
Reservas Ejercicios Anteriores	127,828.88	363,170.88	490,798.76	127,828.88	618,436.70	127,828.88	746,033.72	127,828.88	873,732.60
Ases	127,828.88	363,170.88	4						




Resumen Presupuestario por mes (Procedido)

	08/11	Acumulado a	09/11	Acumulado a	08/11	Acumulado a	09/11	Acumulado a	10/11	Acumulado a
TOTAL DE RECURSOS CORRIENTES	32,180,286.38	189,384,190.47	18,008,282.06	204,312,442.47	29,288,234.43	233,310,878.86	33,028,284.73	287,339,163.63	30,241,787.18	297,259,820.77
De Jurisdicción Municipal	4,150,288.38	24,923,276.94	4,447,268.16	29,370,545.10	5,028,754.22	34,418,506.53	4,377,470.34	39,277,778.65	6,258,821.78	46,217,398.35
De Afectación General	4,078,444.98	24,708,468.47	4,404,306.16	29,102,774.62	5,008,585.89	34,198,506.63	4,376,400.83	38,994,178.48	6,200,987.42	46,217,398.35
Impuesto Automotor	1,784,425.02	9,517,469.24	1,453,230.71	11,030,720.01	2,135,636.95	13,106,356.96	1,606,811.86	14,772,974.82	2,137,158.05	16,910,132.87
Impuesto Inmobiliario	621,400.16	3,125,059.63	412,163.63	3,537,223.26	678,586.63	6,112,939.59	1,043,281.21	7,156,199.71	759,288.55	7,915,482.32
Impuesto de Renta	285,409.51	1,413,024.30	412,163.63	1,825,187.93	611,245.56	3,091,693.26	503,414.21	3,594,607.47	314,347.47	3,908,954.94
Impuesto de Transmisiones	21,619.02	89,794.06	14,967.18	103,161.24	16,146.58	119,307.80	17,050.56	136,388.38	314,347.47	3,908,954.94
Impuesto de Industria y Comercio	149,670.02	1,007,131.91	175,228.27	1,182,360.18	189,717.50	1,372,077.66	235,877.93	1,607,955.61	204,080.88	1,812,036.48
Multas por Infracciones	624,659.50	3,904,845.35	682,622.24	4,587,467.59	694,678.14	5,252,145.74	657,414.48	5,909,560.22	688,923.68	6,598,483.91
Teles Acq. Comercio e Industria	150.00	1,350.00	120.00	1,470.00	70.00	1,540.00	60.00	1,600.00	30.00	1,630.00
Electricidad y Propaganda	16,038.82	93,234.95	13,288.81	106,523.76	13,480.52	120,014.28	15,843.50	135,857.78	14,644.63	150,502.38
Estacionamiento	6,840.00	12,300.00	3,650.00	15,950.00	3,050.00	19,000.00	4,175.00	23,175.00	4,475.24	27,650.24
Ingresos Varos	5,571.24	133,989.36	6,021.42	139,989.78	3,167.82	456,752.31	2,898.28	481,748.60	30,572.82	512,321.42
Receos de Gas	373.47	1,892.50	247.00	2,139.50	382.18	2,521.68	555.78	3,077.48	373.42	3,450.78
Servicios Inspección Veter.	11,818.38	46,281.22	4,831.00	51,212.22	5,902.53	57,114.75	11,808.46	68,923.21	1,773.84	70,697.05
Der. Ocup. Y Uso Esp. Publico	7,902.50	297,283.87	55,581.58	352,865.45	57,004.88	409,850.31	49,544.25	459,394.56	66,487.88	525,882.44
Der. Ocup. Y Uso Esp. Publico	3,962.77	35,862.26	3,622.77	39,485.03	1,885.94	41,470.87	2,801.80	44,072.77	7,257.11	51,329.88
Der. Ocup. Y Uso Esp. Publico	0.00	0.00	0.00	0.00	0.00	0.00	0.00	0.00	0.00	0.00
Der. Ocup. Y Uso Esp. Publico	10,454.53	134,789.21	12,130.68	146,919.89	190.00	147,109.88	38,715.59	185,825.47	32,325.75	218,151.22
Der. Ocup. Y Uso Esp. Publico	31,159.10	212,875.71	28,857.48	241,733.20	35,813.38	277,546.58	34,283.28	311,809.84	56,344.02	368,750.88
Der. Ocup. Y Uso Esp. Publico	133,014.53	846,361.38	135,315.46	983,676.85	16,090.67	1,118,620.57	134,666.31	1,253,305.88	163,465.41	1,418,801.29
Der. Ocup. Y Uso Esp. Publico	15,935.27	89,168.28	14,250.71	103,418.97	16,090.67	119,507.64	26,771.97	146,279.61	23,593.93	169,873.51
Der. Ocup. Y Uso Esp. Publico	21,448.12	141,071.75	22,549.58	163,621.34	35,287.91	198,909.25	34,043.90	232,953.15	31,869.04	294,822.19
Der. Ocup. Y Uso Esp. Publico	173,529.89	1,090,623.21	182,560.31	1,273,183.52	197,774.07	1,470,957.58	219,425.73	1,690,384.32	203,837.52	1,894,221.84
Der. Ocup. Y Uso Esp. Publico	0.00	0.00	0.00	0.00	0.00	0.00	0.00	0.00	0.00	0.00
Der. Ocup. Y Uso Esp. Publico	3,968.88	2,373.72	954.32	3,328.04	715.68	4,043.72	483.46	4,527.21	2,053,509.44	7,535.88
Der. Ocup. Y Uso Esp. Publico	2,638.78	14,407.46	4,591.72	19,008.20	2,419.18	21,958.38	1,827.01	23,335.40	3,008.78	26,344.18
Der. Ocup. Y Uso Esp. Publico	4,249.71	26,636.02	3,471.48	29,938.48	5,388.18	35,371.86	8,668.12	44,038.78	4,218.05	48,252.81
Der. Ocup. Y Uso Esp. Publico	11,292.21	91,714.86	9,689.80	60,984.17	10,921.92	78,188.06	15,889.18	97,759.18	10,634.21	108,391.39
Der. Ocup. Y Uso Esp. Publico	8,970.13	47,198.86	11,400.22	68,592.08	17,535.62	78,128.81	10,757.30	88,885.91	13,410.21	108,391.39
Der. Ocup. Y Uso Esp. Publico	11,178.33	59,755.26	7,677.05	66,522.31	8,074.89	80,771.89	15,833.93	96,603.55	11,932.37	108,391.39
Der. Ocup. Y Uso Esp. Publico	0.00	0.00	4,767.00	4,767.00	0.00	4,767.00	0.00	4,767.00	0.00	4,767.00
Der. Ocup. Y Uso Esp. Publico	60,771.06	502,188.04	130,758.02	632,936.06	108,808.61	739,745.67	132,297.85	872,037.52	9,857.55	881,895.05
Der. Ocup. Y Uso Esp. Publico	3,330.00	20,718.00	7,478.00	28,196.00	7,483.00	35,137.00	4,011.00	39,148.00	8,890.00	48,032.00
Der. Ocup. Y Uso Esp. Publico	45,985.28	217,809.43	43,260.00	261,069.43	28,229.77	190,889.53	382,297.74	382,987.24	38,894.58	421,881.62
Der. Ocup. Y Uso Esp. Publico	7,904.50	41,894.50	8,328.50	50,291.04	8,482.50	58,773.54	7,431.00	66,204.54	5,641.50	71,846.04
Der. Ocup. Y Uso Esp. Publico	150.00	24,888.00	6,202.00	25,080.00	5,334.00	36,422.00	5,103.01	41,525.01	4,796.00	46,321.01
Der. Ocup. Y Uso Esp. Publico	180.00	420.00	150.00	570.00	0.00	570.00	0.00	570.00	0.00	570.00
Der. Ocup. Y Uso Esp. Publico	32,720.78	148,859.01	28,581.54	178,479.55	185,888.28	355,565.84	55,565.84	241,333.83	28,121.88	289,515.81
Der. Ocup. Y Uso Esp. Publico	0.00	643.88	0.00	643.88	0.00	643.88	0.00	643.88	0.00	643.88
Der. Ocup. Y Uso Esp. Publico	0.00	0.00	0.00	0.00	0.00	0.00	0.00	0.00	0.00	0.00
Der. Ocup. Y Uso Esp. Publico	28,005,646.78	143,380,574.51	31,990,725.81	174,941,660.31	24,822,470.18	198,970,670.57	29,148,176.38	228,118,246.88	23,802,715.46	251,712,423.44
Der. Ocup. Y Uso Esp. Publico	28,681,883.78	137,637,515.89	29,230,811.61	166,868,427.56	22,427,039.67	188,290,487.53	27,822,576.58	217,112,572.59	20,967,658.88	238,080,231.45
Der. Ocup. Y Uso Esp. Publico	1,324,225.97	5,743,058.62	870,450.44	6,613,508.06	1,606,430.22	8,008,152.66	1,327,071.33	9,340,653.82	4,889,947.58	10,629,171.43
Der. Ocup. Y Uso Esp. Publico	0.00	0.00	0.00	0.00	0.00	0.00	0.00	0.00	0.00	0.00
TOTAL REPROVISIONES CORRIENTES	34,704,830.47	189,583,472.18	31,084,485.24	190,667,957.42	33,006,879.08	223,633,418.53	28,289,889.20	251,923,312.73	27,822,118.68	279,818,428.38
Total Administración Central	34,704,830.47	189,583,472.18	31,084,485.24	190,667,957.42	33,006,879.08	223,633,418.53	28,289,889.20	251,923,312.73	27,822,118.68	279,818,428.38
Personal	27,373,403.26	113,845,833.58	19,830,887.78	133,676,721.26	18,886,378.73	153,503,079.69	19,878,398.30	173,441,475.98	19,378,057.70	192,817,533.68
Bienes de Consumo	1,287,885.82	4,625,030.88	1,051,037.97	5,676,868.85	1,577,054.86	7,253,123.61	1,306,494.88	8,559,618.48	546,658.55	9,108,277.04
Servicios	5,300,570.89	38,531,215.07	9,544,240.37	48,075,455.44	10,114,390.22	56,189,845.66	6,197,278.13	62,387,133.78	7,002,671.35	69,388,809.14
Intereses - Of. de Cho. Int. de la Deuda	51.46	3,993.14	44.22	4,037.36	38.67	4,074.35	29.67	4,104.02	22.32	4,128.34
Transferencias	459,815.81	2,857,087.91	354,841.58	3,211,929.50	1,144,686.88	4,358,628.35	624,384.08	4,980,990.47	627,206.74	5,608,197.21
Emprestados Financieros	283,333.33	1,699,999.88	283,333.33	1,983,333.31	283,333.33	2,286,666.64	283,333.33	2,569,999.97	337,500.00	2,887,499.97
AMORRO CORRIENTE - REPROV. (L.M.)	2,674,818.08	8,746,978.28	4,943,928.72	13,688,906.03	3,847,644.68	9,737,280.38	5,738,680.58	15,473,710.88	2,489,680.58	18,323,391.38
TOTAL RECURSOS CORRIENTES	37,379,648.55	198,330,450.46	36,028,414.00	204,356,363.45	36,854,523.76	233,348,158.91	34,063,164.78	282,812,874.51	29,711,469.26	298,141,819.76
Total Administración Central	37,379,648.55	198,330,450.46	36,028,414.00	204,356,363.45	36,854,523.76	233,348,158.91	34,063,164.78	282,812,874.51	29,711,469.26	298,141,819.76
De Jurisdicción Municipal	1,346,143.28	7,888,884.78	3,804,190.48	11,317,075.24	14,017,123.72	12,388,198.97	3,557,748.85	15,248,947.82	1,888,728.47	17,815,676.05
De Afectación General	1,346,143.28	7,888,884.78	3,804,190.48	11,317,075.24	14,017,123.72	12,388,198.97	3,557,748.85	15,248,947.82	1,888,728.47	17,815,676.05
Verificación de Activos Fijos	1,346,143.28	7,888,884.78	3,804,190.48	11,317,075.24	14,017,123.72	12,388,198.97	3,557,748.85	15,248,947.82	1,888,728.47	17,815,676.05
Verificación de Terrenos Fiscales	42,227.50	281,930.33	34,803.16	286,733.49	58,234.99	355,028.48	63,881.06	418,889.54	34,618.88	454,508.43
Gestión y Venta de Terrenos Fiscales	171,645.48	1,643,808.46	1,651,078.28	3,294,886.75	958,828.74	4,253,515.48	279,991.78	4,533,507.28	111,454.38	4,644,961.66
Subvención Pública de Terrenos Fiscales	1,132,289.00	5,881,346.00	2,118,308.00	7,779,655.00	0.00	7,779,655.00	0.00	7,779,655.00	1,720,653.00	12,714,204.00
REPROVISIONES DE CAPITAL	3,426,889.32	18,742,889.32	4,418,817.91	21,161,687.96	3,841,889.22	26,031,137.30	1,398,145.08	28,389,282.88	2,037,305.02	29,327,187.90
Total Administración Central	3,426,889.32	18,742,889.32	4,418,817.91	21,161,687.96	3,841,889.22	26,031,137.30	1,398,145.08	28,389,282.88	2,037,305.02	29,327,187.90
Bienes de Capital	2,784,088.22	11,642,008.19	55,878.30	11,697,886.49	2,001,205.67	11,898,088.46	1,898,781.38	12,996,869.84	83,198.83	13,198,068.67
Trabajos Públicos	3,147,578.10	15,103,658.86	2,424,488.42	17,528,147.28	3,641,393.27	21,189,550.55	2,182,384.38	22,995,934.93	1,954,708.17	24,950,643.10
Transferencias	0.00	0.00	1,935,488.19	1,935,488.19	0.00	1,935,488.19	0.00	1,935,488.19	0.00	1,935,488.19
TOTAL RECURSOS CORRIENTES (E.V.)	38,130,888.17									

Ejecucion Presupuestaria al 31/10/2011
Unidades Credito desde 1 hasta 999999

Cuenta	Votado	Saldo	Preventivo	Definitivo	Devengado	Mand a Pagar	Pagado	Reservas
99999 999	0.00	0.00	0.00	0.00	0.00	0.00	0.00	0.00
	0.00	0.00	0.00	0.00	0.00	0.00	0.00	0.00
TOTALES	389,600,404.48	88,431,942.09	362,428,307.43	350,067,925.82	310,364,734.53	305,798,007.49	292,561,056.70	7,990,975.82
TOTAL POR PARTIDA 011	192,817,533.69	192,817,533.69	192,817,533.69	192,817,533.69	192,817,533.69	182,996,453.31		0.00
TOTAL POR PARTIDA 012	12,117,542.00	11,807,326.22	9,108,277.04	8,698,323.87	8,305,371.00	8,305,371.00		67,131.62
TOTAL POR PARTIDA 013	91,600,777.19	86,707,268.09	69,389,795.14	65,628,431.45	64,263,316.97	64,263,316.97		3,794,395.30
TOTAL POR PARTIDA 021	4,148.74	4,148.74	4,126.34	4,126.34	4,126.34	4,126.34		0.00
TOTAL POR PARTIDA 031	6,513,166.58	5,939,161.56	5,608,197.21	5,402,169.25	5,322,224.63	5,322,224.63		418,125.10
TOTAL POR PARTIDA 041	2,887,499.97	2,887,499.97	2,887,499.97	2,887,499.97	2,887,499.97	2,887,499.97		0.00
TOTAL POR PARTIDA 051	2,552,778.68	2,511,673.91	2,151,046.61	1,961,664.39	1,900,699.91	1,900,699.91		1,046,726.06
TOTAL POR PARTIDA 052	50,231,841.95	43,690,295.01	24,950,643.10	24,950,643.10	23,433,749.14	23,433,749.14		2,664,597.74
TOTAL POR PARTIDA 072	1,935,498.19	1,935,498.19	1,935,498.19	1,935,498.19	1,935,498.19	1,935,498.19		0.00
TOTAL POR PARTIDA 101	1,767,520.44	1,767,520.44	1,512,117.24	1,512,117.24	1,512,117.24	1,512,117.24		0.00
TOTAL POR PARTIDA 210	0.00	0.00	0.00	0.00	0.00	0.00		0.00
TOTAL POR PARTIDA 220	0.00	0.00	0.00	0.00	0.00	0.00		0.00
TOTAL POR PARTIDA 230	0.00	0.00	0.00	0.00	0.00	0.00		0.00
TOTAL POR PARTIDA 240	0.00	0.00	0.00	0.00	0.00	0.00		0.00
TOTAL POR PARTIDA 999	0.00	0.00	0.00	0.00	0.00	0.00		0.00


C.P. STELLA MARIS
Sub Contadora General
Municipalidad de Ushuaia

Ejecucion Presupuestaria al 31/10/2011
Unidades Credito desde 1 hasta 999999

Cuenta	Votado	Saldo	Preventivo	Definitivo	Devengado	Mand a Pagar	Pagado	Reservas
129 INTENDENCIA								
00050 011	1,060,988.89	258,993.53	1,053,871.12	1,053,871.12	1,053,871.12	1,053,871.12	997,526.70	0.00
00050 012	59,251.00	342.36	81,488.57	81,488.57	66,330.12	45,559.69	45,559.69	2,420.07
00050 013	1,029,221.00	73,478.99	1,511,906.74	1,411,632.02	1,350,432.96	1,275,742.34	1,238,754.37	14,578.27
00050 031	130,000.00	56,369.90	273,630.10	216,630.10	172,129.77	171,129.77	144,448.19	0.00
00050 051	0.00	0.00	0.00	0.00	0.00	0.00	0.00	0.00
00050 072	16,000.00	16,000.00	0.00	0.00	0.00	0.00	0.00	0.00
	2,295,460.89	405,184.78	2,920,896.53	2,763,621.81	2,642,763.97	2,546,302.92	2,426,288.95	16,998.34
131 Subsecretaria Legal y Tecnica								
00051 011	995,313.54	203,520.23	1,013,127.66	1,013,127.66	1,013,127.66	1,013,127.66	954,962.12	0.00
00051 012	7,080.00	322.80	6,757.20	6,757.20	6,364.44	6,364.44	6,364.44	0.00
00051 013	160,438.00	9,485.70	150,952.30	150,952.30	133,203.85	131,891.42	118,137.46	0.00
00051 051	0.00	0.00	0.00	0.00	0.00	0.00	0.00	0.00
	1,162,831.54	213,328.73	1,170,837.16	1,170,837.16	1,152,695.95	1,151,383.52	1,079,464.02	0.00
133 Direccion Legal y Tecnica y Despacho General								
00052 011	818,293.06	195,862.87	844,552.88	844,552.88	844,552.88	844,552.88	801,412.22	0.00
00052 012	4,735.00	1,172.67	3,562.33	3,562.33	2,779.33	2,451.13	2,451.13	0.00
00052 013	23,630.00	9,432.31	14,197.69	14,197.69	12,224.56	10,924.66	10,924.66	0.00
	846,658.06	206,467.85	862,312.90	862,312.90	859,556.77	857,928.67	814,788.01	0.00
132 Direccion de Asuntos Juridicos								
00053 011	1,697,960.55	396,633.04	1,326,540.84	1,326,540.84	1,326,540.84	1,326,540.84	1,269,844.47	0.00
00053 012	1,618.00	880.00	738.00	738.00	564.00	564.00	564.00	0.00
00053 013	70,400.00	1,662.33	68,737.67	68,737.67	55,633.43	53,763.43	53,244.44	0.00
00053 051	0.00	0.00	0.00	0.00	0.00	0.00	0.00	0.00
	1,769,978.55	399,175.37	1,396,016.51	1,396,016.51	1,382,738.27	1,380,868.27	1,323,652.91	0.00
141 Direccion de Urbanismo								
00055 011	2,199,137.46	523,053.12	2,007,557.39	2,007,557.39	2,007,557.39	2,007,557.39	1,918,829.81	0.00
00055 012	34,477.00	790.76	28,686.24	28,686.24	26,302.32	26,302.32	23,143.91	0.00
00055 013	296,120.00	11,002.27	285,117.73	281,727.73	134,477.76	123,440.41	121,499.19	0.00
00055 051	0.00	0.00	0.00	0.00	0.00	0.00	0.00	0.00
	2,529,734.46	534,846.15	2,321,361.36	2,317,971.36	2,168,337.47	2,157,300.12	2,063,472.91	0.00
140 Direccion de Suelo Urbano								
00056 011	2,266,424.03	491,730.51	2,143,295.52	2,143,295.52	2,143,295.52	2,143,295.52	2,036,947.57	0.00
00056 012	28,762.00	2,492.34	21,269.66	21,269.66	11,130.10	11,130.10	11,099.19	0.00
00056 013	9,200.00	3,325.10	5,874.90	5,874.90	4,918.23	4,918.23	4,918.23	0.00
00056 051	0.00	0.00	0.00	0.00	0.00	0.00	0.00	0.00

Ejecucion Presupuestaria al 31/10/2011
Unidades Credito desde 1 hasta 999999

Cuenta	Votado	Saldo	Preventivo	Definitivo	Devengado	Mand a Pagar	Pagado	Reservas
	2,304,386.03	497,547.95	2,170,440.08	2,170,440.08	2,159,343.85	2,159,343.85	2,052,964.99	0.00
135 Escribania General								
00058 011	500,616.35	140,593.96	557,156.73	557,156.73	557,156.73	557,156.73	532,899.58	0.00
00058 012	22,414.00	2,077.00	15,337.00	15,337.00	10,164.12	9,971.82	9,971.82	0.00
00058 013	84,352.00	35,227.60	49,124.40	49,124.40	38,400.01	34,756.02	32,814.93	0.00
00058 051	0.00	0.00	0.00	0.00	0.00	0.00	0.00	0.00
	607,382.35	177,898.56	621,618.13	621,618.13	605,720.86	601,884.57	575,686.33	0.00
147 SECRETARIA DE GOBIERNO								
00059 011	4,362,588.23	1,043,770.91	4,190,191.96	4,190,191.96	4,190,191.96	4,190,191.96	3,965,118.86	0.00
00059 012	19,453.00	523.97	32,655.22	29,731.22	22,347.68	22,347.68	22,347.68	1,273.81
00059 013	169,725.00	8,493.90	259,032.96	254,244.96	219,969.58	203,609.16	195,211.22	2,198.14
	4,551,766.23	1,052,788.78	4,481,880.14	4,474,168.14	4,432,509.22	4,416,148.80	4,182,677.76	3,471.95
156 Direccion de Comercio e Industria								
00060 011	4,981,237.30	1,170,847.85	4,624,731.54	4,624,731.54	4,624,731.54	4,624,731.54	4,384,491.11	0.00
00060 012	132,470.00	8,634.63	102,975.73	98,422.92	83,293.85	83,293.85	79,912.73	859.64
00060 013	86,047.00	1,070.96	83,976.04	64,585.84	62,929.66	61,140.78	61,140.78	1,000.00
00060 031	0.00	0.00	0.00	0.00	0.00	0.00	0.00	0.00
00060 051	0.00	0.00	0.00	0.00	0.00	0.00	0.00	0.00
	5,199,754.30	1,180,553.44	4,811,683.31	4,787,740.30	4,770,955.05	4,769,166.17	4,525,544.62	1,859.64
154 Direccion de Defensa Civil								
00062 011	2,815,562.23	702,379.02	2,971,366.38	2,971,366.38	2,971,366.38	2,971,366.38	2,791,293.51	0.00
00062 012	200,423.28	50,917.36	117,348.17	117,348.17	89,577.48	89,505.68	89,301.09	2,157.75
00062 013	189,547.00	1,950.93	247,502.07	215,162.07	194,825.86	194,032.80	190,183.11	94.00
00062 031	350,000.00	55,518.00	468,782.00	424,450.66	394,232.33	394,232.33	392,003.59	54,778.00
00062 051	0.00	0.00	0.00	0.00	0.00	0.00	0.00	0.00
	3,555,532.51	810,765.31	3,804,998.62	3,728,327.28	3,650,002.05	3,649,137.19	3,462,781.30	57,029.75
152 Direccion de Recursos Humanos								
00063 011	8,538,340.46	1,481,034.11	6,289,233.32	6,289,233.32	6,289,233.32	6,289,233.32	5,963,691.88	0.00
00063 012	18,510.00	6,778.87	6,598.23	6,598.23	5,902.23	5,902.23	5,902.23	132.90
00063 013	9,595.00	7.16	14,587.84	14,587.84	13,141.68	13,141.68	13,141.68	0.00
00063 031	42,200.00	0.07	72,154.74	70,896.24	57,038.00	57,038.00	57,038.00	0.00
	8,608,645.46	1,487,820.21	6,382,574.13	6,381,315.63	6,365,315.23	6,365,315.23	6,039,773.79	132.90
151 Oficina de Protocolo								
00064 011	1,843,578.49	393,205.10	1,693,746.63	1,693,746.63	1,693,746.63	1,693,746.63	1,601,679.88	0.00
00064 012	53,659.00	2,101.08	51,547.39	51,547.39	50,391.47	42,665.37	42,665.37	10.53
00064 013	458,350.00	17.58	382,285.67	382,285.67	321,824.81	305,212.67	284,201.17	3,046.75
00064 031	0.00	0.00	59,138.89	59,138.89	48,215.89	48,215.89	48,215.89	0.00

Ejecucion Presupuestaria al 31/10/2011
Unidades Credito desde 1 hasta 999999

Cuenta	Votado	Saldo	Preventivo	Definitivo	Devengado	Mand a Pagar	Pagado	Reservas
00064 051	0.00	0.00	0.00	0.00	0.00	0.00	0.00	0.00
	2,355,587.49	395,323.76	2,186,718.58	2,186,718.58	2,114,178.80	2,089,840.56	1,976,762.31	3,057.28
158 Direccion de Bromatologia								
00065 011	12,021,222.01	2,828,963.23	10,804,214.06	10,804,214.06	10,804,214.06	10,804,214.06	10,247,122.98	0.00
00065 012	780,666.50	2,508.01	523,812.56	498,075.26	376,947.12	269,845.02	228,897.19	4,345.93
00065 013	847,408.00	372,289.69	1,854,952.49	1,829,134.09	1,392,474.00	1,385,173.48	1,379,084.20	165.82
00065 051	0.00	0.00	0.00	0.00	0.00	0.00	0.00	0.00
	13,649,296.51	3,203,760.93	13,182,979.11	13,131,423.41	12,573,635.18	12,459,232.56	11,855,104.37	4,511.75
168 Direccion General de Rentas								
00067 011	5,453,251.70	1,220,297.72	4,792,960.34	4,792,960.34	4,792,960.34	4,792,960.34	4,524,410.03	0.00
00067 012	193,042.00	25,667.66	178,374.34	178,374.34	170,839.97	170,768.17	170,768.17	0.00
00067 013	1,113,479.00	386,207.92	1,207,271.08	1,147,871.08	914,606.61	808,178.57	670,173.44	0.00
00067 031	60,000.00	0.00	165,000.00	103,394.89	101,580.52	101,580.52	101,580.52	0.00
00067 051	0.00	0.00	0.00	0.00	0.00	0.00	0.00	0.00
	6,819,772.70	1,632,173.30	6,343,605.76	6,222,600.65	5,979,987.44	5,873,487.60	5,466,932.16	0.00
163 Direccion de Contaduria General								
00068 011	917,214.09	277,028.15	1,073,377.24	1,073,377.24	1,073,377.24	1,073,377.24	1,015,948.64	0.00
00068 012	13,999.50	6,781.74	7,217.76	7,217.76	6,999.37	6,999.37	6,999.37	0.00
00068 013	140,000.00	1,000.27	128,999.73	128,999.73	122,043.61	121,854.31	120,883.82	0.00
00068 031	0.00	0.00	0.00	0.00	0.00	0.00	0.00	0.00
00068 051	0.00	0.00	0.00	0.00	0.00	0.00	0.00	0.00
	1,071,213.59	284,810.16	1,209,594.73	1,209,594.73	1,202,420.22	1,202,230.92	1,143,831.83	0.00
164 Direccion de Tesoreria								
00069 011	1,254,628.70	281,184.56	1,111,720.34	1,111,720.34	1,111,720.34	1,111,720.34	1,050,766.81	0.00
00069 012	24,952.50	6,141.23	18,811.27	18,811.27	13,727.27	13,727.27	13,727.27	0.00
00069 013	149,500.00	3,637.09	145,862.91	145,862.91	107,279.97	97,055.97	95,115.09	0.00
00069 031	0.00	0.00	0.00	0.00	0.00	0.00	0.00	0.00
00069 051	0.00	0.00	0.00	0.00	0.00	0.00	0.00	0.00
	1,429,081.20	290,962.88	1,276,394.52	1,276,394.52	1,232,727.58	1,222,503.58	1,159,609.17	0.00
160 SECRETARIA DE HACIENDA Y FINANZAS								
00072 011	569,793.64	218,469.38	418,147.51	418,147.51	418,147.51	418,147.51	412,127.85	0.00
00072 012	1,845.50	25,691.83	10,087.96	10,087.96	10,087.96	7,567.96	7,567.96	16,065.71
00072 013	300,625.00	716,727.73	2,547,697.00	1,380,012.30	769,032.20	759,690.82	698,323.87	163,200.27
00072 021	30,600.00	26,451.26	4,148.74	4,148.74	4,126.34	4,126.34	4,126.34	0.00
00072 031	655,000.00	191,277.14	1,421,626.27	1,417,365.04	1,417,365.04	1,283,941.18	1,268,941.18	152,096.59
00072 051	1,000,000.00	82,199.24	1,466,774.48	1,425,669.71	1,065,042.41	875,660.19	816,015.71	1,046,726.06
00072 101	2,145,000.00	377,479.56	1,767,520.44	1,767,520.44	1,512,117.24	1,512,117.24	1,512,117.24	0.00

Ejecucion Presupuestaria al 31/10/2011
Unidades Credito desde 1 hasta 999999

Cuenta	Votado	Saldo	Preventivo	Definitivo	Devengado	Mand a Pagar	Pagado	Reservas
	4,702,864.14	1,638,296.14	7,636,002.40	6,422,951.70	5,195,918.70	4,861,251.24	4,719,220.15	1,378,088.63
144 Direccion de Informatica								
00073 011	1,262,986.14	205,587.27	1,029,180.69	1,029,180.69	1,029,180.69	1,029,180.69	970,219.94	0.00
00073 012	81,284.00	2,964.70	68,319.30	50,659.90	49,648.81	34,919.81	34,919.81	0.00
00073 013	390,700.00	9.78	370,690.22	370,690.22	330,334.65	330,334.65	330,034.68	0.00
00073 031	29,760.00	0.00	0.00	0.00	0.00	0.00	0.00	0.00
00073 051	0.00	0.00	0.00	0.00	0.00	0.00	0.00	0.00
	1,764,730.14	208,561.75	1,468,190.21	1,450,530.81	1,409,164.15	1,394,435.15	1,335,174.43	0.00
181 Subsecretaria de Promocion y Desarrollo Social								
00074 011	264,720.95	83,041.56	280,020.59	280,020.59	280,020.59	280,020.59	266,633.46	0.00
00074 012	2,365.00	40.49	2,324.51	930.00	930.00	0.00	0.00	0.00
00074 013	18,300.00	218.35	18,081.65	13,363.65	9,653.21	9,507.47	9,507.47	0.00
	285,385.95	83,300.40	300,426.75	294,314.24	290,603.80	289,528.06	276,140.93	0.00
183 Direccion de Asistencia Social								
00075 011	4,741,241.18	1,078,438.74	4,268,277.71	4,268,277.71	4,268,277.71	4,268,277.71	4,060,178.45	0.00
00075 012	188,206.50	1,069.05	186,954.08	186,906.16	77,329.09	67,643.29	46,866.07	183.37
00075 013	684,354.40	54.34	652,203.64	647,853.64	543,555.87	499,531.65	456,845.75	2,096.42
00075 031	2,134,359.67	0.00	1,457,696.21	1,454,681.21	1,429,099.11	1,429,099.11	1,421,965.11	0.00
00075 051	0.00	0.00	0.00	0.00	0.00	0.00	0.00	0.00
	7,748,161.75	1,079,562.13	6,565,131.64	6,557,718.72	6,318,261.78	6,264,551.76	5,985,855.38	2,279.79
173 Direccion de Estudios y Proyectos								
00080 011	2,260,260.60	479,739.94	2,000,646.51	2,000,646.51	2,000,646.51	2,000,646.51	1,912,391.76	0.00
00080 012	41,726.50	22,895.60	8,830.90	8,830.90	6,238.92	6,238.92	6,238.92	0.00
00080 013	90,600.00	3,455.40	87,144.60	87,144.60	61,242.56	61,003.47	58,091.95	0.00
	2,392,587.10	506,090.94	2,096,622.01	2,096,622.01	2,068,127.99	2,067,888.90	1,976,722.63	0.00
177 Direccion de Mantenimiento Vial								
00081 011	11,578,166.39	2,860,976.91	9,911,934.42	9,911,934.42	9,911,934.42	9,911,934.42	9,439,082.33	0.00
00081 012	3,246,828.00	250.00	3,137,006.27	3,133,217.27	2,675,759.67	2,638,664.65	2,629,140.70	9,571.73
00081 013	6,016,250.00	0.00	6,573,988.75	6,572,428.75	5,462,532.47	5,296,883.12	5,167,566.41	261.25
00081 051	0.00	0.00	0.00	0.00	0.00	0.00	0.00	0.00
	20,841,244.39	2,861,226.91	19,622,929.44	19,617,580.44	18,050,226.56	17,847,482.19	17,235,789.44	9,832.98
179 Direccion de Parques y Jardines Municipales								
00082 011	2,955,016.04	682,852.49	2,650,936.76	2,650,936.76	2,650,936.76	2,650,936.76	2,533,626.42	0.00
00082 012	730,332.00	462.50	704,868.82	704,868.82	662,899.35	624,067.01	581,067.11	0.68
00082 013	2,000,200.00	92,199.68	2,145,392.30	2,082,777.33	1,648,767.19	1,641,664.44	1,637,371.31	32,608.02
00082 051	0.00	0.00	0.00	0.00	0.00	0.00	0.00	0.00

OK

Ejecucion Presupuestaria al 31/10/2011
 Unidades Credito desde 1 hasta 999999

Cuenta	Votado	Saldo	Preventivo	Definitivo	Devengado	Mand a Pagar	Pagado	Reservas
	5,685,548.04	775,514.67	5,501,197.88	5,438,582.91	4,962,603.30	4,916,668.21	4,752,064.84	32,608.70
172 Direccion de Obras								
00083 011	2,438,762.17	455,898.91	1,912,599.35	1,912,599.35	1,912,599.35	1,912,599.35	1,812,019.19	0.00
00083 012	105,620.00	20,275.10	85,344.90	85,344.90	58,881.74	49,025.35	49,025.50	0.00
00083 013	155,681.00	36,211.70	89,469.30	89,469.30	83,924.92	82,337.52	82,337.52	0.00
	2,700,063.17	512,385.71	2,087,413.55	2,087,413.55	2,055,406.01	2,043,962.22	1,943,382.21	0.00
193 CONCEJO DELIBERANTE								
00085 011	18,282,183.14	4,301,444.16	16,581,040.18	16,581,040.18	16,581,040.18	16,581,040.18	15,738,935.98	0.00
00085 041	3,100,000.00	1,012,500.03	2,887,499.97	2,887,499.97	2,887,499.97	2,887,499.97	2,887,499.97	0.00
	21,382,183.14	5,313,944.19	19,468,540.15	19,468,540.15	19,468,540.15	19,468,540.15	18,626,435.95	0.00
192 JUZGADO ADMINISTRATIVO MUNICIPAL DE FALTAS								
00086 011	3,964,108.46	972,659.61	3,768,278.43	3,768,278.43	3,768,278.43	3,768,278.43	3,571,742.89	0.00
00086 012	132,587.00	71,591.02	58,746.78	55,193.78	50,508.71	50,280.51	50,280.51	2,249.20
00086 013	1,798,718.00	434,600.28	1,360,709.51	1,360,709.51	985,762.94	956,915.09	955,094.13	3,408.21
00086 051	0.00	0.00	0.00	0.00	0.00	0.00	0.00	0.00
	5,895,413.46	1,478,850.91	5,187,734.72	5,184,181.72	4,804,550.08	4,775,474.03	4,577,117.53	5,657.41
161 Subsecretaria de Hacienda y Finanzas								
00087 011	337,513.93	76,158.81	305,358.73	305,358.73	305,358.73	305,358.73	289,779.76	0.00
00087 012	24,448.00	610.00	43,783.74	28,783.74	6,129.09	6,129.09	3,397.54	5,054.26
00087 013	898,950.00	391.77	1,876,154.37	1,876,154.37	1,488,468.21	1,466,487.77	1,456,850.48	4,403.86
	1,260,911.93	77,160.58	2,225,296.84	2,210,296.84	1,799,956.03	1,777,975.59	1,750,027.78	9,458.12
169 SECRETARIA DE DESARROLLO Y GESTION URBANA								
00088 011	550,918.42	97,690.91	509,664.50	509,664.50	509,664.50	509,664.50	491,143.18	0.00
00088 012	103,738.00	25,447.34	108,290.66	108,290.66	21,022.14	21,022.14	21,022.14	0.00
00088 013	90,725.00	141,611.46	414,584.32	301,771.76	170,575.25	168,179.95	151,415.93	234,529.22
00088 051	0.00	0.00	0.00	0.00	0.00	0.00	0.00	0.00
00088 072	0.00	64,501.81	1,935,498.19	1,935,498.19	1,935,498.19	1,935,498.19	1,935,498.19	0.00
	745,381.42	329,251.52	2,968,037.67	2,855,225.11	2,636,760.08	2,634,364.78	2,599,079.44	234,529.22
157 Direccion de Transito								
00094 011	6,368,314.42	1,499,626.78	6,158,184.32	6,158,184.32	6,158,184.32	6,158,184.32	5,816,994.23	0.00
00094 012	409,187.00	5,887.56	271,263.64	246,465.88	177,469.62	171,203.22	171,203.22	2,035.80
00094 013	505,781.00	88,829.75	886,948.97	763,998.77	569,472.37	558,623.93	545,554.26	404,002.28
00094 031	30,000.00	13,309.04	25,500.96	25,500.96	25,500.96	25,500.96	25,500.96	0.00
00094 051	0.00	0.00	0.00	0.00	0.00	0.00	0.00	0.00
	7,313,282.42	1,607,653.13	7,341,897.89	7,194,149.93	6,930,627.27	6,913,512.43	6,559,252.67	406,038.08

SL

Ejecucion Presupuestaria al 31/10/2011
Unidades Credito desde 1 hasta 9999999

Cuenta	Votado	Saldo	Preventivo	Definitivo	Devengado	Mand a Pagar	Pagado	Reservas

196 Direccion Administracion S.P.D.S. Y DD.HH.								
00095 011	1,007,444.10	305,697.11	974,858.22	974,858.22	974,858.22	974,858.22	914,281.46	0.00
00095 012	30,432.00	1,145.14	28,352.02	28,352.02	26,537.02	24,287.02	24,287.02	934.84
00095 013	29,297.00	2,173.15	27,123.85	27,123.85	23,993.13	18,411.17	18,411.17	0.00
00095 051	0.00	0.00	0.00	0.00	0.00	0.00	0.00	0.00
	1,067,173.10	309,015.40	1,030,334.09	1,030,334.09	1,025,388.37	1,017,556.41	956,979.65	934.84

162 Direccion de Administracion S.H. Y F.								
00096 011	1,042,190.24	243,279.38	959,011.32	959,011.32	959,011.32	959,011.32	907,598.34	0.00
00096 012	22,715.00	832.00	21,883.00	21,883.00	15,868.09	13,713.19	13,713.19	0.00
00096 013	378,150.00	13,762.12	264,387.88	264,387.88	207,981.96	197,300.28	190,400.99	0.00
	1,443,055.24	257,873.50	1,245,282.20	1,245,282.20	1,182,861.37	1,170,024.79	1,111,712.52	0.00

149 Direccion de Administracion S.G.								
00097 011	2,416,413.87	492,104.62	2,047,757.45	2,047,757.45	2,047,757.45	2,047,757.45	1,957,568.86	0.00
00097 012	44,456.00	9,820.44	31,916.66	15,383.75	14,687.75	14,359.55	14,359.55	2,718.90
00097 013	271,204.00	8,984.32	266,202.93	262,762.93	221,805.75	217,382.12	196,905.80	16.75
00097 051	0.00	0.00	0.00	0.00	0.00	0.00	0.00	0.00
	2,732,073.87	510,909.38	2,345,877.04	2,325,904.13	2,284,250.95	2,279,499.12	2,168,834.21	2,735.65

153 Oficina de Prensa								
00098 011	1,818,714.56	413,342.85	1,617,668.38	1,617,668.38	1,617,668.38	1,617,668.38	1,538,678.10	0.00
00098 012	40,133.50	18,961.67	21,171.83	21,171.83	14,364.69	13,029.82	12,777.79	0.00
00098 013	2,575,600.00	327,200.00	3,096,686.00	2,609,886.00	2,575,016.53	2,545,716.53	2,475,371.33	497,714.00
00098 031	0.00	0.00	0.00	0.00	0.00	0.00	0.00	0.00
00098 051	0.00	0.00	0.00	0.00	0.00	0.00	0.00	0.00
	4,434,448.06	759,504.52	4,735,526.21	4,248,726.21	4,207,049.60	4,176,414.73	4,026,827.22	497,714.00

169 SECRETARIA DE DESARROLLO Y GESTION URBANA								
00100 052	10,166,000.00	2,953,574.12	7,212,425.88	2,643,322.73	106,024.47	106,024.47	106,024.47	0.00
	10,166,000.00	2,953,574.12	7,212,425.88	2,643,322.73	106,024.47	106,024.47	106,024.47	0.00

169 SECRETARIA DE DESARROLLO Y GESTION URBANA								
00107 052	3,770,000.00	419,656.06	3,930,343.94	4,517,568.96	2,069,387.25	2,069,387.25	1,169,654.33	0.00
	3,770,000.00	419,656.06	3,930,343.94	4,517,568.96	2,069,387.25	2,069,387.25	1,169,654.33	0.00

138 Subsecretaria de Gestion Urbana								
00110 011	339,048.97	105,732.72	420,756.96	420,756.96	420,756.96	420,756.96	403,852.89	0.00
00110 012	6,608.50	2,150.73	4,457.77	4,457.77	3,703.77	3,490.97	3,490.97	0.00
00110 013	39,808.00	16,120.26	23,687.74	23,687.74	12,112.03	11,052.10	11,051.94	0.00
00110 051	0.00	0.00	0.00	0.00	0.00	0.00	0.00	0.00

Ejecucion Presupuestaria al 31/10/2011
Unidades Credito desde 1 hasta 999999

Cuenta	Votado	Saldo	Preventivo	Definitivo	Devengado	Mand a Pagar	Pagado	Reservas
	385,465.47	124,003.71	448,902.47	448,902.47	436,572.76	435,300.03	418,395.80	0.00
142 Direccion de Obras Privadas								
00139 011	1,935,640.20	468,825.30	1,722,002.58	1,722,002.58	1,722,002.58	1,722,002.58	1,636,559.97	0.00
00139 012	143,887.00	77,519.50	55,907.50	55,907.50	38,786.01	38,657.81	37,044.98	460.00
00139 013	364,038.00	100,381.17	441,650.83	441,650.83	276,579.50	274,856.86	272,425.88	6.00
00139 051	0.00	0.00	0.00	0.00	0.00	0.00	0.00	0.00
	2,443,565.20	646,725.97	2,219,560.91	2,219,560.91	2,037,368.09	2,035,517.25	1,946,030.83	466.00
146 Direccion de Gestion Ambiental								
00146 011	671,608.08	227,756.77	850,285.12	850,285.12	850,285.12	850,285.12	814,054.39	0.00
00146 012	14,320.00	118.92	14,201.08	12,201.69	12,201.69	9,771.00	9,771.00	0.00
00146 013	630,600.00	87,295.45	443,304.55	425,316.03	287,626.29	280,651.09	274,370.10	0.00
00146 051	0.00	0.00	0.00	0.00	0.00	0.00	0.00	0.00
	1,316,528.08	315,171.14	1,307,790.75	1,287,802.84	1,150,113.10	1,140,707.21	1,098,195.49	0.00
165 Direccion de Haberes								
00151 011	747,540.82	177,875.47	713,996.69	713,996.69	713,996.69	713,996.69	675,834.85	0.00
00151 012	32,647.00	22,679.37	9,967.63	9,967.63	9,967.63	9,967.63	9,871.77	0.00
00151 013	58,560.00	5,576.51	52,983.49	52,983.49	50,011.00	49,865.26	48,305.89	0.00
00151 031	70,000.00	17,063.60	32,936.40	6,536.40	6,536.40	6,536.40	6,536.40	0.00
00151 051	0.00	0.00	0.00	0.00	0.00	0.00	0.00	0.00
	908,747.82	223,194.95	809,884.21	783,484.21	780,511.72	780,365.98	740,548.91	0.00
167 Direccion de Compras Mayores y Menores								
00152 011	1,276,230.54	294,159.83	1,218,277.82	1,218,277.82	1,218,277.82	1,218,277.82	1,144,698.52	0.00
00152 012	55,771.50	8,126.22	47,601.28	47,601.28	21,172.47	16,635.45	16,635.45	44.00
00152 013	77,912.00	598.39	77,313.61	77,313.61	66,826.32	66,147.41	65,409.05	0.00
	1,409,914.04	302,884.44	1,343,192.71	1,343,192.71	1,306,276.61	1,301,060.68	1,226,743.02	44.00
166 Direccion de Patrimonio y Concesiones								
00153 011	772,842.59	219,534.51	830,842.19	830,842.19	830,842.19	830,842.19	779,109.93	0.00
00153 012	22,640.00	3,134.29	19,505.71	19,047.71	15,366.48	15,366.48	15,027.51	0.00
00153 013	51,960.00	1,794.86	50,165.14	49,865.14	34,234.79	34,181.97	30,867.80	0.00
00153 051	0.00	0.00	0.00	0.00	0.00	0.00	0.00	0.00
	847,442.59	224,463.66	900,513.04	899,755.04	880,443.46	880,390.64	825,005.24	0.00
174 Direccion de Laboratorio y Estudio de Materiales								
00154 011	557,508.77	154,503.27	500,866.28	500,866.28	500,866.28	500,866.28	481,047.26	0.00
00154 012	70,403.00	39,078.87	31,324.13	31,324.13	14,581.87	13,371.87	13,371.87	0.00
00154 013	29,500.00	7,920.95	21,579.05	21,579.05	20,216.56	19,864.81	19,864.81	0.00
00154 031	0.00	0.00	0.00	0.00	0.00	0.00	0.00	0.00
00154 051	0.00	0.00	0.00	0.00	0.00	0.00	0.00	0.00

Ejecucion Presupuestaria al 31/10/2011
Unidades Credito desde 1 hasta 999999

Cuenta	Votado	Saldo	Preventivo	Definitivo	Devengado	Mand a Pagar	Pagado	Reservas
	657,411.77	201,503.09	553,769.46	553,769.46	535,664.71	534,102.96	514,283.94	0.00
178 Direccion de Control Operativo								
00156 011	15,737,798.05	3,823,546.35	14,148,292.55	14,148,292.55	14,148,292.55	14,148,292.55	13,448,076.76	0.00
00156 012	2,933,689.10	142.67	2,891,656.31	2,889,515.01	2,404,880.32	2,374,448.14	2,274,448.01	1,890.12
00156 013	687,700.00	2,616.00	941,629.75	786,681.52	462,006.12	450,657.09	438,565.98	16,686.25
00156 051	0.00	0.00	0.00	0.00	0.00	0.00	0.00	0.00
	19,359,187.15	3,821,073.02	17,981,578.61	17,824,489.08	17,015,178.99	16,973,397.78	16,161,090.75	18,576.37
176 Direccion de Administracion S.S.S.P.								
00158 011	3,052,807.81	935,990.99	2,700,087.81	2,700,087.81	2,700,087.81	2,700,087.81	2,583,025.61	0.00
00158 012	57,015.50	14.40	56,998.43	56,998.43	56,998.43	56,998.43	56,998.43	2.67
00158 013	456,096.00	7,110.00	446,876.19	446,876.19	336,130.64	335,125.35	332,784.90	2,109.81
00158 051	0.00	0.00	0.00	0.00	0.00	0.00	0.00	0.00
	3,565,919.31	943,115.39	3,203,962.43	3,203,962.43	3,093,216.88	3,092,211.59	2,972,808.94	2,112.48
180 SECRETARIA DE PROMOCION, DESARROLLO SOCIAL Y DDHH								
00159 011	678,041.26	220,768.56	736,912.64	736,912.64	736,912.64	736,912.64	692,728.04	0.00
00159 012	34,908.00	78.40	49,290.86	49,290.86	28,176.56	20,823.49	20,823.49	538.74
00159 013	271,958.00	14,171.96	355,053.58	346,303.58	297,402.53	256,152.21	215,538.37	12,732.46
00159 031	762,328.00	245,724.68	1,123,625.52	1,084,409.01	963,295.72	962,595.72	951,595.72	12,977.80
00159 051	0.00	0.00	0.00	0.00	0.00	0.00	0.00	0.00
	1,747,235.26	480,743.60	2,264,882.60	2,216,916.09	2,025,787.45	1,976,484.06	1,880,685.62	26,249.00
197 Direccion de Mantenimiento de Edificios Municipale								
00160 011	2,736,501.56	567,143.95	2,181,047.29	2,181,047.29	2,181,047.29	2,181,047.29	2,057,207.50	0.00
00160 012	315,797.50	60.19	315,762.82	275,077.92	230,195.57	228,957.57	214,435.38	94.87
00160 013	455,600.00	3,428.14	677,222.75	367,406.89	339,904.84	240,439.57	227,739.57	6,949.11
00160 051	0.00	0.00	0.00	0.00	0.00	0.00	0.00	0.00
	3,507,899.06	570,511.90	3,174,032.86	2,823,532.10	2,751,147.70	2,650,444.43	2,499,382.45	7,043.98
180 SECRETARIA DE PROMOCION, DESARROLLO SOCIAL Y DDHH								
00162 031	22,600.00	2,600.00	20,000.00	20,000.00	18,500.00	18,500.00	14,000.00	0.00
	22,600.00	2,600.00	20,000.00	20,000.00	18,500.00	18,500.00	14,000.00	0.00
169 SECRETARIA DE DESARROLLO Y GESTION URBANA								
00164 052	2,750,000.00	496,000.86	1,653,999.14	1,373,363.14	674,066.88	674,066.88	674,066.88	0.00
	2,750,000.00	496,000.86	1,653,999.14	1,373,363.14	674,066.88	674,066.88	674,066.88	0.00
198 Direccion de Presupuesto								
00167 011	98,985.77	28,307.71	105,324.71	105,324.71	105,324.71	105,324.71	100,813.06	0.00

Ejecucion Presupuestaria al 31/10/2011
Unidades Credito desde 1 hasta 999999

Cuenta	Votado	Saldo	Preventivo	Definitivo	Devengado	Mand a Pagar	Pagado	Reservas
00167 012	8,182.00	3,859.75	4,322.25	4,322.25	4,322.25	4,322.25	4,322.25	0.00
00167 013	67,300.00	11,930.20	55,369.80	55,369.80	53,705.56	53,705.56	53,705.56	0.00
00167 051	0.00	0.00	0.00	0.00	0.00	0.00	0.00	0.00
	174,467.77	44,097.66	165,016.76	165,016.76	163,352.52	163,352.52	158,840.87	0.00
180 SECRETARIA DE PROMOCION, DESARROLLO SOCIAL Y DDHH								
00170 013	17,160.00	1,219.00	14,180.00	14,180.00	13,455.00	13,455.00	13,455.00	5,001.00
	17,160.00	1,219.00	14,180.00	14,180.00	13,455.00	13,455.00	13,455.00	5,001.00
201 Oficina de Sistemas de Informacion Catastral								
00172 011	1,074,769.02	247,929.10	983,638.90	983,638.90	983,638.90	983,638.90	934,842.99	0.00
00172 012	15,952.50	11,860.10	4,092.40	4,092.40	4,092.40	3,169.50	2,621.05	0.00
00172 013	3,500.00	0.00	3,500.00	3,500.00	3,226.03	3,226.03	3,226.03	0.00
00172 051	0.00	0.00	0.00	0.00	0.00	0.00	0.00	0.00
	1,094,221.52	259,789.20	991,231.30	991,231.30	990,957.33	990,034.43	940,690.07	0.00
190 SECRETARIA DE TURISMO								
00173 011	984,104.10	239,432.27	941,989.96	941,989.96	941,989.96	941,989.96	900,618.89	0.00
00173 012	7,540.00	5,831.45	6,641.05	6,641.05	6,641.05	4,684.48	4,684.48	67.50
00173 013	1,071,229.00	48,999.96	1,020,675.26	880,349.23	842,632.89	810,964.27	802,357.17	1,553.78
00173 031	0.00	0.00	0.00	0.00	0.00	0.00	0.00	0.00
00173 051	0.00	0.00	0.00	0.00	0.00	0.00	0.00	0.00
	2,062,873.10	294,263.68	1,969,306.27	1,828,980.24	1,791,263.90	1,757,638.71	1,707,660.54	1,621.28
170 Subsecretaria de Obras Publicas								
00174 011	0.00	0.00	0.00	0.00	0.00	0.00	0.00	0.00
00174 012	312.00	312.00	0.00	0.00	0.00	0.00	0.00	0.00
00174 013	0.00	0.00	0.00	0.00	0.00	0.00	0.00	0.00
	312.00	312.00	0.00	0.00	0.00	0.00	0.00	0.00
150 Direccion Delegacion Bs. As.								
00178 011	731,505.06	190,864.50	744,388.97	744,388.97	744,388.97	744,388.97	713,869.74	0.00
00178 012	8,153.50	1,305.19	6,801.41	5,931.23	5,931.23	2,482.64	2,482.64	46.90
00178 013	195,370.00	18,776.21	175,829.12	121,292.68	92,010.49	84,059.17	84,059.17	764.67
00178 051	0.00	0.00	0.00	0.00	0.00	0.00	0.00	0.00
	935,028.56	210,945.90	927,019.50	871,612.88	842,330.69	830,930.78	800,411.55	811.57
148 Subsecretaria de Gobierno								
00179 011	843,223.03	197,982.02	773,963.29	773,963.29	773,963.29	773,963.29	739,405.06	0.00
00179 012	19,458.50	925.38	18,533.12	18,533.12	8,616.33	8,616.33	8,616.33	0.00
00179 013	66,450.00	24.66	66,425.34	66,425.34	60,250.60	59,530.60	58,090.56	0.00
00179 031	0.00	0.00	0.00	0.00	0.00	0.00	0.00	0.00

Ejecucion Presupuestaria al 31/10/2011
Unidades Credito desde 1 hasta 999999

Cuenta	Votado	Saldo	Preventivo	Definitivo	Devengado	Mand a Pagar	Pagado	Reservas
	929,131.53	198,932.06	858,921.75	858,921.75	842,830.22	842,110.22	806,111.95	0.00
202 Direccion Medicina Ocup., Seg. e Hig. Lab.								
00181 011	945,268.09	315,306.85	1,116,363.83	1,116,363.83	1,116,363.83	1,116,363.83	1,046,923.25	0.00
00181 012	42,078.00	144.58	41,713.42	39,663.42	25,605.62	25,533.82	21,400.98	220.00
00181 013	307,672.00	59.59	287,612.41	287,612.41	263,761.99	247,331.18	247,331.18	0.00
00181 031	0.00	0.00	0.00	0.00	0.00	0.00	0.00	0.00
00181 051	0.00	0.00	0.00	0.00	0.00	0.00	0.00	0.00
	1,295,018.09	315,511.02	1,445,689.66	1,443,639.66	1,405,731.44	1,389,228.83	1,315,655.41	220.00
289 Oficina de Administracion de Canteras								
00189 011	240,495.71	0.00	104,619.84	104,619.84	104,619.84	104,619.84	104,619.84	0.00
00189 013	379,500.00	0.00	379,500.00	278,071.94	278,071.94	278,071.94	278,071.94	0.00
	619,995.71	0.00	484,119.84	382,691.78	382,691.78	382,691.78	382,691.78	0.00
180 SECRETARIA DE PROMOCION, DESARROLLO SOCIAL Y DDHH								
00195 013	11,137.00	4,397.00	6,740.00	6,740.00	6,740.00	6,740.00	0.00	0.00
00195 051	0.00	0.00	0.00	0.00	0.00	0.00	0.00	0.00
	11,137.00	4,397.00	6,740.00	6,740.00	6,740.00	6,740.00	0.00	0.00
299 Direccion de Deportes								
00198 011	21,231,270.58	4,897,530.19	19,293,026.12	19,293,026.12	19,293,026.12	19,293,026.12	18,251,179.35	0.00
00198 012	756,429.50	176,192.46	328,677.11	328,677.11	270,980.41	232,507.44	225,082.41	1,559.93
00198 013	5,122,987.00	51,214.83	5,371,772.17	5,344,874.17	4,474,627.44	4,302,489.81	4,045,142.87	0.00
00198 051	0.00	0.00	0.00	0.00	0.00	0.00	0.00	0.00
	27,110,687.08	5,124,937.48	24,993,475.40	24,966,577.40	24,038,633.97	23,828,023.37	22,521,404.63	1,559.93
299 Direccion de Deportes								
00199 013	67,800.00	508.51	67,291.49	67,291.49	53,533.83	53,533.83	44,684.59	0.00
00199 031	0.00	23,606.10	18,393.90	18,393.90	18,393.90	18,393.90	18,393.90	0.00
	67,800.00	24,114.61	85,685.39	85,685.39	71,927.73	71,927.73	63,078.49	0.00
180 SECRETARIA DE PROMOCION, DESARROLLO SOCIAL Y DDHH								
00203 012	6,510.00	840.00	5,670.00	5,670.00	0.00	0.00	0.00	0.00
00203 013	111,310.00	9,008.00	107,827.74	103,875.74	96,675.74	96,675.74	96,675.74	24,474.26
00203 051	0.00	0.00	0.00	0.00	0.00	0.00	0.00	0.00
	117,820.00	9,848.00	113,497.74	109,545.74	96,675.74	96,675.74	96,675.74	24,474.26
169 SECRETARIA DE DESARROLLO Y GESTION URBANA								
00208 052	15,968,662.00	583,841.68	14,784,820.32	13,644,768.51	6,403,485.19	6,403,485.19	6,403,485.19	0.00

Ejecucion Presupuestaria al 31/10/2011
Unidades Credito desde 1 hasta 999999

Cuenta	Votado	Saldo	Preventivo	Definitivo	Devengado	Mand a Pagar	Pagado	Reservas
	15,968,662.00	583,841.68	14,784,820.32	13,644,768.51	6,403,485.19	6,403,485.19	6,403,485.19	0.00
309 Departamento Barrios								
00210 011	644,207.59	147,126.96	578,895.49	578,895.49	578,895.49	578,895.49	541,929.82	0.00
00210 012	32,134.50	3.05	26,134.04	25,169.54	24,995.54	24,488.04	24,488.04	997.41
00210 013	64,774.00	10.16	63,437.84	53,437.84	43,184.89	40,478.91	40,478.91	1,326.00
00210 031	10,000.00	0.00	6,000.00	6,000.00	6,000.00	6,000.00	6,000.00	0.00
00210 051	0.00	0.00	0.00	0.00	0.00	0.00	0.00	0.00
	751,116.09	147,140.17	674,467.37	663,502.87	653,075.92	649,862.44	612,896.77	2,323.41
310 Departamento Centros Comunitarios								
00211 011	4,239,710.93	917,357.35	3,582,580.82	3,582,580.82	3,582,580.82	3,582,580.82	3,354,050.02	0.00
00211 012	67,312.50	871.32	66,375.33	57,268.98	41,352.00	41,352.00	23,271.20	65.85
00211 013	283,864.80	3,685.74	280,179.06	280,179.06	182,555.88	164,527.62	164,371.96	0.00
00211 051	0.00	0.00	0.00	0.00	0.00	0.00	0.00	0.00
	4,590,888.23	921,914.41	3,929,135.21	3,920,028.86	3,806,488.70	3,788,460.44	3,541,693.18	65.85
180 SECRETARIA DE PROMOCION, DESARROLLO SOCIAL Y DDHH								
00212 011	947,123.97	331,455.35	1,075,384.96	1,075,384.96	1,075,384.96	1,075,384.96	1,021,546.75	0.00
00212 012	43,200.00	326.37	40,806.34	40,806.34	40,806.34	40,206.34	39,203.14	2,067.29
00212 013	149,669.28	1,651.53	147,181.75	147,181.75	81,602.64	81,155.76	80,476.24	836.00
00212 051	0.00	0.00	0.00	0.00	0.00	0.00	0.00	0.00
	1,139,993.25	333,433.25	1,263,373.05	1,263,373.05	1,197,793.94	1,196,747.06	1,141,226.13	2,903.29
312 Direccion de Educacion								
00213 011	4,893,350.80	1,124,505.77	4,376,762.74	4,376,762.74	4,376,762.74	4,376,762.74	4,188,518.97	0.00
00213 012	116,669.50	1,751.59	114,917.91	114,917.91	104,497.06	101,600.48	49,315.18	0.00
00213 013	101,100.00	6,021.07	95,078.93	95,078.93	63,957.20	63,918.28	58,029.61	0.00
00213 031	90,000.00	0.00	89,551.08	89,551.08	54,423.68	54,423.68	45,933.58	0.00
00213 051	0.00	0.00	0.00	0.00	0.00	0.00	0.00	0.00
	5,201,120.30	1,132,278.43	4,676,310.66	4,676,310.66	4,599,640.68	4,596,705.18	4,341,797.34	0.00
314 Subsecretaria de Deportes								
00215 011	1,592,736.08	323,882.66	1,257,773.43	1,257,773.43	1,257,773.43	1,257,773.43	1,198,666.54	0.00
00215 013	6,500.00	3,983.17	2,516.83	2,516.83	1,993.48	1,993.48	1,993.48	0.00
	1,599,236.08	327,865.83	1,260,290.26	1,260,290.26	1,259,766.91	1,259,766.91	1,200,660.02	0.00
316 Programa Coordinacion Fiscal y Catastro								
00216 011	312,042.12	69,734.61	271,665.25	271,665.25	271,665.25	271,665.25	258,682.17	0.00
00216 013	29,700.00	18,324.49	11,375.51	8,576.76	6,599.30	6,599.30	6,599.30	0.00
00216 031	40,000.00	0.00	0.00	0.00	0.00	0.00	0.00	0.00
	381,742.12	88,059.10	283,040.76	280,242.01	278,264.55	278,264.55	265,281.47	0.00

Ejecucion Presupuestaria al 31/10/2011
Unidades Credito desde 1 hasta 999999

Cuenta	Votado	Saldo	Preventivo	Definitivo	Devengado	Mand a Pagar	Pagado	Reservas
321 Direccion de Fiscalizacion y Contralor Urbano								
00218 011	1,612,713.70	473,777.73	1,778,759.78	1,778,759.78	1,778,759.78	1,778,759.78	1,694,160.79	0.00
00218 012	103,513.50	67,180.30	36,333.20	36,333.20	28,263.85	24,055.85	24,055.85	0.00
00218 013	172,204.00	59,747.94	92,456.06	92,456.06	89,223.75	88,982.51	88,982.51	0.00
00218 051	0.00	0.00	0.00	0.00	0.00	0.00	0.00	0.00
	1,888,431.20	600,705.97	1,907,549.04	1,907,549.04	1,896,247.38	1,891,798.14	1,807,199.15	0.00
175 Subsecretaria de Servicios Publicos								
00220 011	523,396.12	114,554.33	453,652.79	453,652.79	453,652.79	453,652.79	434,642.70	0.00
00220 012	28,345.00	97,605.25	1,026,035.66	949,339.39	397,522.67	386,032.67	340,874.35	0.81
00220 013	18,800.00	21,360.98	166,238.94	72,737.94	50,111.13	27,437.19	27,437.19	200.08
00220 031	0.00	10,582.43	468,417.57	233,700.24	233,700.24	233,700.24	233,700.24	0.00
	570,541.12	244,102.99	2,114,344.96	1,709,430.36	1,134,986.83	1,100,822.89	1,036,654.48	200.89
318 Subsecretaria de Seguridad Urbana								
00221 011	337,513.93	76,841.24	287,270.90	287,270.90	287,270.90	287,270.90	273,655.35	0.00
00221 012	21,371.50	7,359.50	13,996.00	13,996.00	6,991.01	6,991.01	6,991.01	16.00
00221 013	72,200.00	74.28	68,117.72	68,117.72	67,087.55	67,087.55	67,087.55	4,008.00
00221 051	0.00	0.00	0.00	0.00	0.00	0.00	0.00	0.00
	431,085.43	84,275.02	369,384.62	369,384.62	361,349.46	361,349.46	347,733.91	4,024.00
319 Direccion de Transporte								
00222 011	2,038,856.04	543,284.41	2,100,677.93	2,100,677.93	2,100,677.93	2,100,677.93	1,984,190.37	0.00
00222 012	260,448.00	382.72	226,572.33	222,572.33	123,658.94	123,587.14	123,587.14	3,492.95
00222 013	561,500.00	17,260.59	1,126,469.41	1,120,609.41	916,512.11	888,540.15	807,540.07	2,770.00
00222 031	900,000.00	247,524.55	652,475.45	652,475.45	652,475.45	581,571.35	581,571.35	0.00
00222 051	0.00	0.00	0.00	0.00	0.00	0.00	0.00	0.00
	3,760,804.04	808,452.27	4,106,195.12	4,096,335.12	3,793,324.43	3,694,376.57	3,496,888.93	6,262.95
324 Programa de Asuntos Juridicos								
00223 013	510,000.00	2,063,932.37	445,907.63	409,092.83	321,982.99	319,930.99	319,930.99	160.00
	510,000.00	2,063,932.37	445,907.63	409,092.83	321,982.99	319,930.99	319,930.99	160.00
325 Direccion de Administracion y Despacho								
00224 012	10,388.00	6,868.10	3,519.90	3,519.90	3,519.90	3,519.90	3,519.90	0.00
00224 013	38,375.00	1,662.40	36,712.60	36,712.60	13,457.74	13,457.74	8,942.14	0.00
	48,763.00	8,530.50	40,232.50	40,232.50	16,977.64	16,977.64	12,462.04	0.00
322 Direccion de Gestion Administrativa								
00227 011	547,656.20	146,498.27	524,167.66	524,167.66	524,167.66	524,167.66	500,114.06	0.00
00227 012	5,469.00	4,531.90	937.10	937.10	937.10	937.10	937.10	0.00

Ejecucion Presupuestaria al 31/10/2011
 Unidades Credito desde 1 hasta 999999

Cuenta	Votado	Saldo	Preventivo	Definitivo	Devengado	Mand a Pagar	Pagado	Reservas
00227 013	30,200.00	9.71	30,190.29	29,663.00	23,732.30	22,386.30	21,565.71	0.00
00227 051	0.00	0.00	0.00	0.00	0.00	0.00	0.00	0.00
	583,325.20	151,039.88	555,295.05	554,767.76	548,837.06	547,491.06	522,616.87	0.00
332 Programa Habitat y Ordenamiento Urbano								
00229 011	462,064.72	143,520.79	514,344.44	514,344.44	514,344.44	514,344.44	491,329.48	0.00
00229 012	10,659.50	29.76	10,468.23	10,468.23	10,468.23	3,872.23	3,872.23	161.51
00229 013	75,300.00	19,046.25	407,760.57	379,272.57	135,440.24	135,440.24	77,190.25	38,493.18
00229 051	0.00	0.00	0.00	0.00	0.00	0.00	0.00	0.00
	548,024.22	162,596.80	932,573.24	904,085.24	660,252.91	653,656.91	572,391.96	38,654.69
169 SECRETARIA DE DESARROLLO Y GESTION URBANA								
00232 052	300,000.00	0.00	300,000.00	300,000.00	156,652.69	156,652.69	156,652.69	0.00
	300,000.00	0.00	300,000.00	300,000.00	156,652.69	156,652.69	156,652.69	0.00
169 SECRETARIA DE DESARROLLO Y GESTION URBANA								
00233 052	14,338,036.00	0.00	5,956,646.56	5,956,646.56	2,675,770.05	2,675,770.05	2,281,510.46	0.00
	14,338,036.00	0.00	5,956,646.56	5,956,646.56	2,675,770.05	2,675,770.05	2,281,510.46	0.00
338 Direccion de Mantenimiento General								
00238 011	274,477.71	37,277.33	145,634.46	145,634.46	145,634.46	145,634.46	138,290.56	0.00
00238 012	100,748.50	6,573.41	93,726.93	53,726.93	24,691.88	24,155.40	16,706.15	448.16
00238 013	324,100.00	242.47	413,857.53	323,547.53	294,547.53	235,823.33	235,823.33	10,000.00
00238 051	0.00	0.00	0.00	0.00	0.00	0.00	0.00	0.00
	699,326.21	44,093.21	653,218.92	522,908.92	464,873.87	405,613.19	390,820.04	10,448.16
337 Programa Planificacion y Estrategia Social								
00239 011	324,802.14	93,415.32	310,716.08	310,716.08	310,716.08	310,716.08	294,639.22	0.00
00239 012	4,610.50	4,610.50	0.00	0.00	0.00	0.00	0.00	0.00
00239 013	3,000.00	3,000.00	0.00	0.00	0.00	0.00	0.00	0.00
	332,412.64	101,025.82	310,716.08	310,716.08	310,716.08	310,716.08	294,639.22	0.00
334 Programa Desarrollo y Diagramacion Artistica								
00240 011	5,986,863.35	1,483,299.72	5,935,030.46	5,935,030.46	5,935,030.46	5,935,030.46	5,616,486.88	0.00
00240 012	265,865.00	32,130.07	80,272.33	80,272.33	65,803.77	61,577.75	58,577.94	3,462.60
00240 013	401,334.00	1,140.55	549,582.45	385,282.45	314,842.78	295,884.06	294,204.05	611.00
00240 051	0.00	0.00	0.00	0.00	0.00	0.00	0.00	0.00
	6,654,062.35	1,516,570.34	6,564,885.24	6,400,585.24	6,315,677.01	6,292,492.27	5,969,268.87	4,073.60
335 Progr. Enlace Gestion y Des. Turismo Cultural								
00241 011	298,322.70	0.00	0.00	0.00	0.00	0.00	0.00	0.00

Ejecucion Presupuestaria al 31/10/2011
Unidades Credito desde 1 hasta 999999

Cuenta	Votado	Saldo	Preventivo	Definitivo	Devengado	Mand a Pagar	Pagado	Reservas
	298,322.70	0.00	0.00	0.00	0.00	0.00	0.00	0.00
311 Subsecretaria de Cultura y Educacion								
00242 011	1,616,649.32	440,612.22	1,632,524.89	1,632,524.89	1,632,524.89	1,632,524.89	1,552,051.04	0.00
00242 012	77,850.00	503.92	127,073.28	127,073.28	65,070.35	52,975.53	39,683.00	272.80
00242 013	777,397.00	30,710.97	1,196,686.03	949,926.99	812,139.19	756,583.09	709,991.20	0.00
00242 051	0.00	0.00	0.00	0.00	0.00	0.00	0.00	0.00
	2,471,896.32	471,827.11	2,956,284.20	2,709,525.16	2,509,734.43	2,442,083.51	2,301,725.24	272.80
330 Oficina de Derechos Humanos								
00243 011	265,175.82	0.00	0.00	0.00	0.00	0.00	0.00	0.00
00243 012	2,864.50	0.00	0.00	0.00	0.00	0.00	0.00	0.00
00243 013	7,200.00	600.00	3,800.00	3,800.00	2,068.74	2,068.74	2,068.74	0.00
00243 051	0.00	0.00	0.00	0.00	0.00	0.00	0.00	0.00
	275,240.32	600.00	3,800.00	3,800.00	2,068.74	2,068.74	2,068.74	0.00
328 Programa Gestion Adm. y Atencion Vecino								
00245 011	427,857.04	103,323.92	369,669.10	369,669.10	369,669.10	369,669.10	353,301.07	0.00
00245 012	30,868.00	0.00	30,685.52	30,685.52	15,890.90	15,890.90	15,890.90	182.48
00245 013	20,500.00	597.00	19,903.00	19,903.00	19,013.52	19,013.52	19,013.52	0.00
00245 051	0.00	0.00	0.00	0.00	0.00	0.00	0.00	0.00
	479,225.04	103,920.92	420,257.62	420,257.62	404,573.52	404,573.52	388,205.49	182.48
329 Oficina de Atencion al Vecino								
00246 011	265,175.82	59,737.99	232,494.16	232,494.16	232,494.16	232,494.16	223,026.79	0.00
00246 013	2,200.00	0.00	2,200.00	2,200.00	2,104.11	2,104.11	2,104.11	0.00
	267,375.82	59,737.99	234,694.16	234,694.16	234,598.27	234,598.27	225,130.90	0.00
194 SINDICATURA GENERAL								
00247 011	1,159,080.00	0.00	0.00	0.00	0.00	0.00	0.00	0.00
	1,159,080.00	0.00	0.00	0.00	0.00	0.00	0.00	0.00
333 Programa Fiscalizacion y Contralor Urbano								
00248 011	304,462.86	76,431.17	259,759.69	259,759.69	259,759.69	259,759.69	250,017.19	0.00
00248 012	21,061.50	8,299.95	12,761.55	12,761.55	12,500.55	12,372.35	12,372.35	0.00
00248 013	5,412,000.00	882,244.15	5,987,953.23	5,930,754.95	5,672,298.62	5,627,209.18	5,573,094.24	1,086,002.12
00248 051	0.00	0.00	0.00	0.00	0.00	0.00	0.00	0.00
	5,737,524.36	966,975.27	6,260,474.47	6,203,276.19	5,944,558.86	5,899,341.22	5,835,483.78	1,086,002.12
331 Programa de Funcionalidad Urbana								
00251 011	311,946.18	69,674.61	273,071.25	273,071.25	273,071.25	273,071.25	262,101.36	0.00

Ejecucion Presupuestaria al 31/10/2011
Unidades Credito desde 1 hasta 999999

Cuenta	Votado	Saldo	Preventivo	Definitivo	Devengado	Mand a Pagar	Pagado	Reservas
00251 012	16,621.60	242.00	16,229.76	16,229.76	3,572.69	3,572.69	3,572.69	149.84
00251 013	7,101,000.00	7,119.77	7,239,340.45	7,123,990.28	5,616,352.82	5,413,111.51	5,317,079.45	6,539.78
	7,429,567.78	77,036.38	7,528,641.46	7,413,291.29	5,892,996.76	5,689,755.45	5,582,753.50	6,689.62
129 INTENDENCIA								
00256 012	25,000.00	5,771.37	19,210.90	19,210.90	19,210.90	19,210.90	19,210.90	17.73
00256 013	296,000.00	73,145.75	437,854.25	329,871.17	221,031.17	221,031.17	221,031.17	0.00
	321,000.00	78,917.12	457,065.15	349,082.07	240,242.07	240,242.07	240,242.07	17.73
169 SECRETARIA DE DESARROLLO Y GESTION URBANA								
00258 052	2,300,000.00	0.00	1,055,497.26	716,516.26	363,838.10	363,838.10	363,838.10	1,453,945.74
	2,300,000.00	0.00	1,055,497.26	716,516.26	363,838.10	363,838.10	363,838.10	1,453,945.74
340 Direccion Pedagogica y de Elencos								
00259 011	0.00	0.00	0.00	0.00	0.00	0.00	0.00	0.00
	0.00	0.00	0.00	0.00	0.00	0.00	0.00	0.00
311 Subsecretaria de Cultura y Educacion								
00260 013	22,600.00	261.43	22,338.57	338.57	338.57	338.57	338.57	0.00
	22,600.00	261.43	22,338.57	338.57	338.57	338.57	338.57	0.00
169 SECRETARIA DE DESARROLLO Y GESTION URBANA								
00261 013	0.00	0.00	112,395.00	112,395.00	112,395.00	112,395.00	112,395.00	177,421.00
00261 031	0.00	0.00	101,727.29	44,727.29	0.00	0.00	0.00	198,272.71
	0.00	0.00	214,122.29	157,122.29	112,395.00	112,395.00	112,395.00	375,693.71
341 Coordinacion de Obras y Servicios Publicos								
00263 011	374,309.65	111,769.08	447,011.98	447,011.98	447,011.98	447,011.98	427,611.31	0.00
00263 012	297.00	66.60	230.40	230.40	230.40	230.40	230.40	0.00
00263 013	12,100.00	101.83	11,998.17	11,998.17	10,778.55	10,778.55	10,778.55	0.00
	386,706.65	111,937.51	459,240.55	459,240.55	458,020.93	458,020.93	438,620.26	0.00
346 Direccion de Relac. Vecinales y Asist. Juridica								
00264 011	405,719.34	162,168.32	406,823.53	406,823.53	406,823.53	406,823.53	392,613.98	0.00
00264 013	93,800.00	8,400.00	85,400.00	85,400.00	71,425.27	65,425.27	65,425.27	0.00
	499,519.34	170,568.32	492,223.53	492,223.53	478,248.80	472,248.80	458,039.25	0.00
343 Programa de Informacion Tecnologica y Comunicacion								
00265 011	298,322.70	67,189.61	261,487.25	261,487.25	261,487.25	261,487.25	250,769.84	0.00
00265 012	114.00	114.00	0.00	0.00	0.00	0.00	0.00	0.00

Ejecucion Presupuestaria al 31/10/2011
Unidades Credito desde 1 hasta 999999

Cuenta	Votado	Saldo	Preventivo	Definitivo	Devengado	Mand a Pagar	Pagado	Reservas
00265 013	1,500.00	0.00	1,500.00	1,500.00	1,498.34	1,498.34	1,498.34	0.00
	299,936.70	67,303.61	262,987.25	262,987.25	262,985.59	262,985.59	252,268.18	0.00
160 SECRETARIA DE HACIENDA Y FINANZAS								
00266 013	1,910,000.00	0.00	1,910,000.00	1,910,000.00	1,765,487.86	0.00	0.00	0.00
	1,910,000.00	0.00	1,910,000.00	1,910,000.00	1,765,487.86	0.00	0.00	0.00
180 SECRETARIA DE PROMOCION, DESARROLLO SOCIAL Y DDHH								
00268 011	212,966.39	42,422.11	190,760.63	190,760.63	190,760.63	190,760.63	181,690.80	0.00
00268 012	5,561.90	5,561.90	0.00	0.00	0.00	0.00	0.00	0.00
00268 013	17,500.00	0.00	17,150.00	17,150.00	16,008.04	16,008.04	15,196.04	350.00
00268 051	0.00	0.00	0.00	0.00	0.00	0.00	0.00	0.00
	236,028.29	47,984.01	207,910.63	207,910.63	206,768.67	206,768.67	196,886.84	350.00
169 SECRETARIA DE DESARROLLO Y GESTION URBANA								
00271 012	0.00	0.00	0.00	0.00	0.00	0.00	0.00	0.00
00271 013	0.00	0.00	49,950.00	0.00	0.00	0.00	0.00	0.00
00271 051	0.00	1,379,370.00	394,290.00	394,290.00	394,290.00	394,290.00	394,290.00	0.00
00271 052	12,000,000.00	905,826.45	13,094,173.55	12,294,173.55	11,063,906.69	11,063,906.69	11,063,906.69	0.00
	12,000,000.00	2,285,196.45	13,538,413.55	12,688,463.55	11,458,196.69	11,458,196.69	11,458,196.69	0.00
169 SECRETARIA DE DESARROLLO Y GESTION URBANA								
00274 052	2,332,934.04	2,332,934.04	0.00	0.00	0.00	0.00	0.00	0.00
	2,332,934.04	2,332,934.04	0.00	0.00	0.00	0.00	0.00	0.00
169 SECRETARIA DE DESARROLLO Y GESTION URBANA								
00275 052	1,781,308.46	1,781,308.46	0.00	0.00	0.00	0.00	0.00	0.00
	1,781,308.46	1,781,308.46	0.00	0.00	0.00	0.00	0.00	0.00
169 SECRETARIA DE DESARROLLO Y GESTION URBANA								
00276 052	3,608,861.11	3,608,861.11	0.00	0.00	0.00	0.00	0.00	0.00
	3,608,861.11	3,608,861.11	0.00	0.00	0.00	0.00	0.00	0.00
169 SECRETARIA DE DESARROLLO Y GESTION URBANA								
00277 052	2,247,485.86	3,550.56	2,243,935.30	2,243,935.30	1,437,511.78	1,437,511.78	1,214,610.33	1,210,652.00
	2,247,485.86	3,550.56	2,243,935.30	2,243,935.30	1,437,511.78	1,437,511.78	1,214,610.33	1,210,652.00
169 SECRETARIA DE DESARROLLO Y GESTION URBANA								
00278 052	420,000.00	420,000.00	0.00	0.00	0.00	0.00	0.00	0.00

Ejecucion Presupuestaria al 31/10/2011
Unidades Credito desde 1 hasta 999999

Cuenta	Votado	Saldo	Preventivo	Definitivo	Devengado	Mand a Pagar	Pagado	Reservas
	420,000.00	420,000.00	0.00	0.00	0.00	0.00	0.00	0.00
148 Subsecretaria de Gobierno								
00280 012	0.00	0.00	0.00	0.00	0.00	0.00	0.00	0.00
00280 051	120,000.00	104,675.80	15,324.20	15,324.20	15,324.20	15,324.20	14,004.20	0.00
00280 052	0.00	0.00	0.00	0.00	0.00	0.00	0.00	0.00
	120,000.00	104,675.80	15,324.20	15,324.20	15,324.20	15,324.20	14,004.20	0.00
348 Programa de Coordinacion Presupuestaria, C. y C.								
00281 011	298,322.70	67,487.63	268,839.51	268,839.51	268,839.51	268,839.51	256,912.13	0.00
00281 012	617.00	617.00	0.00	0.00	0.00	0.00	0.00	0.00
00281 013	0.00	0.00	0.00	0.00	0.00	0.00	0.00	0.00
00281 051	0.00	0.00	0.00	0.00	0.00	0.00	0.00	0.00
	298,939.70	68,104.63	268,839.51	268,839.51	268,839.51	268,839.51	256,912.13	0.00
347 Direccion de Gestion Institucional								
00282 011	3,193,381.04	852,717.74	3,500,405.73	3,500,405.73	3,500,405.73	3,500,405.73	3,322,877.58	0.00
00282 012	48,979.50	23,468.33	25,300.52	24,136.24	16,103.23	12,484.86	12,484.86	210.65
00282 013	844,128.27	226,815.13	617,313.14	617,313.14	335,174.09	327,929.78	316,956.73	0.00
00282 031	61,400.00	0.00	0.00	0.00	0.00	0.00	0.00	0.00
00282 051	0.00	0.00	0.00	0.00	0.00	0.00	0.00	0.00
	4,147,888.81	1,103,001.20	4,143,019.39	4,141,855.11	3,851,683.05	3,840,820.37	3,652,319.17	210.65
349 Oficina Enlace Interno Gestion de Compras								
00283 011	271,220.04	75,331.72	223,733.43	223,733.43	223,733.43	223,733.43	221,818.13	0.00
00283 012	1,123.50	623.50	441.09	441.09	441.09	441.09	441.09	58.91
00283 013	2,500.00	0.00	2,500.00	2,500.00	2,175.72	2,175.72	2,175.72	0.00
	274,843.54	75,955.22	226,674.52	226,674.52	226,350.24	226,350.24	224,434.94	58.91
350 Programa Op. Desarrollo Deportivo Mcipal.								
00284 011	311,850.24	69,704.61	273,853.25	273,853.25	273,853.25	273,853.25	261,581.38	0.00
00284 013	6,600.00	0.00	6,600.00	6,600.00	5,442.51	5,442.51	5,442.51	0.00
	318,450.24	69,704.61	280,453.25	280,453.25	279,295.76	279,295.76	267,023.89	0.00
351 Oficina Gestion y Promocion p/ Deporte								
00285 011	215,455.37	51,270.43	186,294.63	186,294.63	186,294.63	186,294.63	170,794.97	0.00
	215,455.37	51,270.43	186,294.63	186,294.63	186,294.63	186,294.63	170,794.97	0.00
352 Programa de Patrimonio Historico Cultural								
00286 011	1,765,840.96	348,932.33	1,487,872.54	1,487,872.54	1,487,872.54	1,487,872.54	1,420,355.21	0.00
00286 012	22,928.50	821.44	21,927.06	21,927.06	21,923.06	17,281.21	17,281.21	180.00
00286 013	238,500.00	31.86	238,136.14	238,835.34	159,358.53	141,280.65	139,104.21	332.00

Ejecucion Presupuestaria al 31/10/2011
Unidades Credito desde 1 hasta 999999

Cuenta	Votado	Saldo	Preventivo	Definitivo	Devengado	Mand a Pagar	Pagado	Reservas
00286 031	10,000.00	0.00	9,600.00	6,400.00	4,800.00	4,800.00	4,800.00	0.00
00286 051	0.00	0.00	0.00	0.00	0.00	0.00	0.00	0.00
	2,037,269.46	349,785.63	1,757,535.74	1,753,034.94	1,673,954.13	1,651,234.40	1,581,540.63	512.00
148 Subsecretaria de Gobierno								
00287 012	125,580.00	41,495.00	34,085.00	19,993.00	965.25	965.25	965.25	0.00
00287 013	1,130,500.00	2,953.95	427,546.05	396,638.05	264,720.00	248,220.00	248,220.00	0.00
	1,256,080.00	44,448.95	461,631.05	416,631.05	265,685.25	249,185.25	249,185.25	0.00
353 Of. Presrv. Esp. Pub. y T.F.								
00288 011	280,744.75	75,976.81	131,571.11	131,571.11	131,571.11	131,571.11	131,258.93	0.00
00288 012	8,966.00	326.00	8,640.00	8,640.00	848.53	848.53	848.53	0.00
00288 013	361,000.00	112,980.00	188,020.00	188,020.00	188,020.00	188,020.00	188,020.00	0.00
	650,710.75	189,282.81	328,231.11	328,231.11	320,439.64	320,439.64	320,127.46	0.00
354 Direccion de Higiene Urbana								
00289 011	1,375,080.59	327,833.37	1,534,991.50	1,534,991.50	1,534,991.50	1,534,991.50	1,455,108.17	0.00
00289 012	134,838.00	0.00	134,826.81	134,826.81	70,444.08	67,066.97	67,066.97	11.19
00289 013	23,542,626.42	34,788.57	29,406,193.88	29,182,833.88	22,109,757.37	21,619,255.31	21,619,138.02	60,596.92
00289 031	0.00	0.00	42,000.00	0.00	0.00	0.00	0.00	0.00
00289 051	0.00	0.00	0.00	0.00	0.00	0.00	0.00	0.00
	25,052,545.01	362,621.94	31,118,012.19	30,852,652.19	23,715,192.95	23,221,313.78	23,141,313.16	60,608.11
355 Progr. Asist. y Seg. Gestion Administrativa								
00290 011	298,322.70	67,189.61	261,487.25	261,487.25	261,487.25	261,487.25	250,710.22	0.00
00290 012	1,703.00	1,703.00	0.00	0.00	0.00	0.00	0.00	0.00
00290 013	1,000.00	0.00	1,000.00	1,000.00	1,000.00	1,000.00	1,000.00	0.00
00290 051	0.00	0.00	0.00	0.00	0.00	0.00	0.00	0.00
	301,025.70	68,892.61	262,487.25	262,487.25	262,487.25	262,487.25	251,710.22	0.00
356 Direccion de Administracion S.D. y G.U.								
00291 011	1,833,368.03	453,062.69	1,977,375.28	1,977,375.28	1,977,375.28	1,977,375.28	1,878,313.39	0.00
00291 012	22,131.50	7,342.67	14,749.68	14,749.68	14,401.68	14,329.88	14,329.88	39.15
00291 013	102,974.00	6,366.40	96,607.60	96,607.60	78,596.83	78,050.46	62,931.00	0.00
00291 051	0.00	0.00	0.00	0.00	0.00	0.00	0.00	0.00
	1,958,473.53	466,771.76	2,088,732.56	2,088,732.56	2,070,373.79	2,069,755.62	1,955,574.27	39.15
326 Delegacion Bs. As.								
00292 011	805,954.89	182,982.06	714,085.06	714,085.06	714,085.06	714,085.06	684,347.99	0.00
00292 012	3,318.50	3,318.50	0.00	0.00	0.00	0.00	0.00	0.00
00292 013	6,200.00	4,800.00	1,400.00	1,400.00	1,383.93	1,383.93	1,383.93	0.00
00292 051	0.00	0.00	0.00	0.00	0.00	0.00	0.00	0.00

Ejecucion Presupuestaria al 31/10/2011
Unidades Credito desde 1 hasta 999999

Cuenta	Votado	Saldo	Preventivo	Definitivo	Devengado	Mand a Pagar	Pagado	Reservas
	815,473.39	191,100.56	715,485.06	715,485.06	715,468.99	715,468.99	685,731.92	0.00
357 Of. Enlace Administrativo-Operativo								
00293 011	229,078.85	51,105.56	201,454.50	201,454.50	201,454.50	201,454.50	193,176.51	0.00
	229,078.85	51,105.56	201,454.50	201,454.50	201,454.50	201,454.50	193,176.51	0.00
358 Of. de Coordinacion Operativa								
00294 011	216,894.47	48,785.56	189,994.50	189,994.50	189,994.50	189,994.50	182,301.99	0.00
	216,894.47	48,785.56	189,994.50	189,994.50	189,994.50	189,994.50	182,301.99	0.00
359 Dir. Compras, Contratac. y Gtion. Programas								
00295 011	1,055,602.73	0.00	487,193.50	487,193.50	487,193.50	487,193.50	487,193.50	0.00
00295 012	18,022.00	0.00	16,638.00	16,638.00	3,826.40	3,826.40	3,826.40	0.00
00295 013	40,800.00	0.00	28,326.28	28,326.28	23,536.28	23,536.28	20,366.40	0.00
	1,114,424.73	0.00	532,157.78	532,157.78	514,556.18	514,556.18	511,386.30	0.00
360 Direccion de Gestion Cultural y Artistica								
00296 011	2,460,909.36	493,621.77	1,891,580.77	1,891,580.77	1,891,580.77	1,891,580.77	1,795,811.18	0.00
00296 012	114,012.00	29,933.58	13,721.98	13,721.98	13,619.90	13,619.90	13,619.90	356.44
00296 013	790,590.00	49.82	860,399.27	738,799.27	576,670.16	565,462.70	562,793.17	140.91
00296 051	0.00	0.00	0.00	0.00	0.00	0.00	0.00	0.00
	3,365,511.36	523,605.17	2,765,702.02	2,644,102.02	2,481,870.83	2,470,663.37	2,372,224.25	497.35
169 SECRETARIA DE DESARROLLO Y GESTION URBANA								
00297 052	2,000,000.00	2,000,000.00	0.00	0.00	0.00	0.00	0.00	0.00
	2,000,000.00	2,000,000.00	0.00	0.00	0.00	0.00	0.00	0.00
169 SECRETARIA DE DESARROLLO Y GESTION URBANA								
00298 052	0.00	0.00	0.00	0.00	0.00	0.00	0.00	0.00
	0.00	0.00	0.00	0.00	0.00	0.00	0.00	0.00
361 Oficina de Promocion Comunitaria								
00301 012	0.00	2,158.37	706.13	706.13	706.13	706.13	706.13	0.00
00301 013	0.00	2,800.00	0.00	0.00	0.00	0.00	0.00	0.00
	0.00	4,958.37	706.13	706.13	706.13	706.13	706.13	0.00
311 Subsecretaria de Cultura y Educacion								
00302 051	0.00	5,000.00	0.00	0.00	0.00	0.00	0.00	0.00
	0.00	5,000.00	0.00	0.00	0.00	0.00	0.00	0.00

Al

Ejecucion Presupuestaria al 31/10/2011
Unidades Credito desde 1 hasta 999999

Cuenta	Votado	Saldo	Preventivo	Definitivo	Devengado	Mand a Pagar	Pagado	Reservas
160 SECRETARIA DE HACIENDA Y FINANZAS								
00303 051	0.00	0.00	676,390.00	676,390.00	676,390.00	676,390.00	676,390.00	0.00
	0.00	0.00	676,390.00	676,390.00	676,390.00	676,390.00	676,390.00	0.00
311 Subsecretaria de Cultura y Educacion								
00304 013	0.00	34,959.51	3,440.49	3,440.49	3,440.49	3,382.85	3,382.85	0.00
00304 031	0.00	4,689.80	4,910.20	4,910.20	4,910.20	4,910.20	0.00	0.00
	0.00	39,649.31	8,350.69	8,350.69	8,350.69	8,293.05	3,382.85	0.00
169 SECRETARIA DE DESARROLLO Y GESTION URBANA								
00306 052	0.00	2,000,000.00	0.00	0.00	0.00	0.00	0.00	0.00
	0.00	2,000,000.00	0.00	0.00	0.00	0.00	0.00	0.00
169 SECRETARIA DE DESARROLLO Y GESTION URBANA								
00307 052	0.00	8,700,000.00	0.00	0.00	0.00	0.00	0.00	0.00
	0.00	8,700,000.00	0.00	0.00	0.00	0.00	0.00	0.00
314 Subsecretaria de Deportes								
00308 012	0.00	45,000.00	0.00	0.00	0.00	0.00	0.00	0.00
00308 013	0.00	95,867.29	0.00	0.00	0.00	0.00	0.00	9,132.71
	0.00	140,867.29	0.00	0.00	0.00	0.00	0.00	9,132.71
169 SECRETARIA DE DESARROLLO Y GESTION URBANA								
00309 013	0.00	26,400.00	511,725.00	58,500.00	58,500.00	58,500.00	58,500.00	961,875.00
00309 052	0.00	328,324.00	0.00	0.00	0.00	0.00	0.00	0.00
	0.00	354,724.00	511,725.00	58,500.00	58,500.00	58,500.00	58,500.00	961,875.00
363 Direccion de Programas, Convenios y Proyectos Especi								
00310 011	0.00	209,725.12	241,988.89	241,988.89	241,988.89	241,988.89	201,388.70	0.00
00310 012	0.00	27.77	770.00	770.00	770.00	770.00	770.00	0.00
00310 013	0.00	3,000.00	0.00	0.00	0.00	0.00	0.00	0.00
	0.00	212,752.89	242,758.89	242,758.89	242,758.89	242,758.89	202,158.70	0.00
99998 210	0.00	0.00	0.00	0.00	0.00	0.00	0.00	0.00
99998 220	0.00	0.00	0.00	0.00	0.00	0.00	0.00	0.00
99998 230	0.00	0.00	0.00	0.00	0.00	0.00	0.00	0.00
99998 240	0.00	0.00	0.00	0.00	0.00	0.00	0.00	0.00
	0.00	0.00	0.00	0.00	0.00	0.00	0.00	0.00

AR

RESUMEN DE INGRESOS A CONTABILIZAR
 Fechas : 01/01/2011 - 31/10/2011
 Servicios: ABCDIX

 Detalle Importe

RESUMEN CUENTAS CONTABLES

Ejercicio: 2011

8 2 1 01 0001	Impuesto Automotor	16,910,132.87
8 2 1 01 0002	Impuesto Inmobiliario	7,915,482.32
8 2 1 01 0003	Tasa Gral. Servicios Municipales	3,328,565.88
8 2 1 01 0004	Habilitación Comercial	171,219.64
8 2 1 01 0005	Multas por Infracciones	1,812,036.49
8 2 1 01 0006	Tasa Actividad Comercio e Industria	6,598,483.91
8 2 1 01 0007	Derecho Venta Ambulantes	1,630.00
8 2 1 01 0008	Publicidad y Propaganda	150,502.39
8 2 1 01 0009	Estacionamiento Medido	27,650.24
8 2 1 01 0010	Ingresos Varios	512,266.45
8 2 1 01 0012	Redes de Gas	3,450.70
8 2 1 01 0014	Servicio Inspección Veterinaria	70,697.05
8 2 1 01 0015	Derechos de Oficina	525,892.44
8 2 1 01 0016	Derecho Ocupación y Uso Público	51,329.88
8 2 1 01 0017	Derechos Espectáculos Públicos	6,450.00
8 2 1 01 0018	Permiso U. y S. Matadero	218,151.22
8 2 1 01 0019	Derechos de Construcción	368,750.86
8 2 1 01 0020	Tasa Servicios Esp. Limpieza e Higiene	1,416,801.29
8 2 1 01 0023	Derechos Cementerio	169,873.51
8 2 1 01 0024	Contribución por Mejoras	264,822.21
8 2 1 01 0028	Contribución por Mejoras Centro	7,535.99
8 2 1 01 0029	Contribución por Mejoras Este	26,347.56
8 2 1 01 0030	Contribución por Mejoras Oeste	48,252.87
8 2 1 01 0034	Intereses de Financiacion	1,894,221.84
8 2 1 01 0041	Derecho de Minas y Canteras	4,767.00
8 2 1 01 0042	Contr.Mejoras Pav. B°Los Calaf. y T Bridge	98,413.59
8 2 1 01 0043	Contr.Mejoras Pav. B°El Libert. y 12 Octub	100,296.12
8 2 1 01 0044	Contr.Mejoras Pav. B°IPV 2da. Etapa	108,535.92
8 2 1 01 0053	Otros Intereses	881,695.05
8 2 1 01 0056	Uso de Calesita y Juegos Mecánicos	48,012.00
8 2 1 02 0001	Arancel Deportes Varios	71,846.04
8 2 1 02 0002	Arancel Uso Natatorio	46,321.01
8 2 1 02 0005	Canon p/Usos Albergue M.U.	675.00
8 2 1 02 0006	Convenio Alumbrado Público	2,053,509.44
8 2 1 02 0007	Convenio Revisión Técnica Obligatoria	27,819.88
8 2 1 02 0008	Recupero Ordenanza 2243	269,515.81
8 2 1 02 0012	Fondo Voluntario Infraestructura Escolar	643.88
8 2 1 02 0021	Fondo Promocion del Deporte	4,800.00
8 2 1 03 0002 0001	Venta de Terrenos Fiscales	453,508.43
8 2 1 03 0002 0008	Gestion y Venta de Tierras Fiscales	4,644,961.66
8 2 1 03 0002 0009	Subasta Pública de Tierras Fiscales	12,714,204.00
8 2 2 01	Coparticipación	152,578,816.64
8 2 2 10	Fondo Federal Solidario - Dto Nac.206/09	7,634,067.46
8 2 2 11	Coparticipacion- Fondo Fiduciario	3,015,019.54
8 3 1 01 0013	Plan Integral para la Promocion del Empleo	20,400.00
8 3 1 01 0015	Aportes para el Festival Internac.de la Mu	416,080.00


(Firma)
 C.P. STELLA MARIS CAMPOS
 Sub Contadora General
 Dependencia de Ushuaia

RESUMEN DE INGRESOS A CONTABILIZAR
Fechas : 01/01/2011 - 31/10/2011
Servicios: ABCDIX

Detalle		Importe
8 3 1 01 0025	Conv.Urbanización los Alakalufes II	1,254,926.71
8 3 1 01 0036	Aporte Obra Colegio del Sur	731,016.28
	Total Cuentas	229,680,399.07

TARIFAS SIN CONTABILIZAR

Total Tarifas 0.00
Total General 229,680,399.07



C.P. STELLA MARIS CAMPOS
Sub Comptadora General
Municipalidad de Ushuaia



CONCEPTO		Estado Asumido (Desagregado) al 31/10/2011	% V
TOTAL DE RECURSOS CORRIENTES		ImpORTE	
TOTAL DE LA ADMINISTRACIÓN CENTRAL		202.230.820,77	98,47
De Jurisdicción Municipal		287.838.820,77	98,47
De Administración General		44.217.298,34	14,94
Impuesto Automotor		45.795.776,73	14,83
Impuesto Inmobiliario		18.910.132,87	5,48
Tasa General Serv. Municip.		7.915.482,32	2,38
Habilitación Comercial		3.328.865,88	1,06
Multas por Infracciones		171.219,64	0,05
Tasa Acty. Comercio e Industria		1.812.038,48	0,56
Derecho Ventas Arduas		6.599.483,91	2,14
Publicidad y Propaganda		1.630,00	0,00
Estacionamiento Medido		150.692,38	0,05
Impagos Varios		27.650,24	0,01
Redes de Gas		512.286,45	0,17
Servicio Inspección Veterinaria		3.450,78	0,00
Derechos de Obleas		70.687,05	0,02
Der.Ocup. y Uso Esp. Público		525.892,44	0,17
Derechos Espectáculos Públicos		51.329,88	0,02
Premio U. Y D. Matadero		6.450,00	0,00
Derechos de Construcción		218.161,22	0,07
Tasa S. Esp. Limp. E Higiene		388.750,86	0,12
Derechos de Cementerio		1.416.801,28	0,44
Contribución por Mejoras		189.873,51	0,06
Intereses de Préstamos		264.822,21	0,08
Contribución por Mejoras - Sec. Oeste		1.894.221,94	0,61
Contribución por Mejoras - Sec. Centro		2.053.609,44	0,66
Contribución por Mejoras - Sec. Este		7.535,88	0,00
Contribución por Mejoras - Sec. Oeste		26.347,56	0,01
Contribución Mejoras Pav. B' Los Castaños y T. Bridges		48.252,57	0,02
Contribución Mejoras Pav. B' El Llanador y 12 Octubre		98.413,58	0,03
Contribución Mejoras Pav. B' PV 2da. Etapa		100.286,12	0,03
Derecho de Mises y Cantinas		108.535,92	0,04
Uso de Cabaña y Aljibes Municipales		4.787,00	0,00
Cuentas Especiales (De afectación específicas)		881.695,05	0,28
Avernal Depósitos Varios		48.012,00	0,02
Avernal Uso Necario		421.621,02	0,14
Canon P'uso Albergue MUJ.		71.848,04	0,02
Racionamiento Ordenanza 2243		46.321,01	0,02
Fondo Voluntario Infraestructura Escolar		675,00	0,00
Convenio Rerulón Técnica Obligatoria		289.515,61	0,09
Fondo Promoción del Deporte		27.819,88	0,01
De Jurisdicción Provincial		4.800,00	0,00
Contribución Fondo Federal Solikano		251.721.422,42	81,50
Contribución Fondo Fiscalito		238.080.231,45	77,08
TOTAL ERGACIONES CORRIENTES		3.015.019,54	3,44
Total Administración Central		279.816.429,38	90,60
Personal		279.816.429,38	90,60
Bienes de Consumo		182.817.633,69	62,43
Servicios		6.108.277,04	2,05
Intereses - Df/da Ocho, Int. de la Deuda		89.399.795,14	22,47
Transferencias		4.126,34	0,00
Ergaciones Financieras		5.608.197,21	1,82
TOTAL AHORRO CORRIENTE - BRO ECON. LI+M		18.423.381,38	8,81
TOTAL RECURSOS DE CAPITAL		17.812.674,09	8,77
Total Administración Central		17.812.674,09	8,77
De Jurisdicción Municipal		17.812.674,09	8,77
Venta de Activos Fijos		453.508,43	0,15
Venta de Terrenos Fiscales		4.844.981,65	1,57
Gestión y Venta de Terrenos Fiscales		12.714.284,00	4,12
TOTAL ERGACIONES DE CAPITAL		29.037.187,90	9,49
Total Administración Central		29.037.187,90	9,49
Bienes de Capital		2.151.046,61	0,72
Trabajos Públicos		24.890.643,10	8,06
Transferencias		1.895.498,19	0,63
M. TOTAL DE RECURSOS LI+M		315.375.484,88	102,23
M. TOTAL DE ERGACIONES LI+M		309.892.817,28	100,00
M. TOTAL DE EGJAMENTO - BRO ECON. LI+M		6.899.817,67	2,21
M. FINANCIAMIENTO NETO		810.393,72	0,26
Emitidas		2.422.422,98	0,78
Aportes No Reintegrables		2.422.422,98	0,78
Aportes para el Festival Internacional de la Música		416.080,00	0,13
Plan Integral para la Promoción del Empleo		20.400,00	0,01
Conv. Urbanización los Alkalanes II		1.254.928,71	0,41
Aporte Odra Colegio del Sur		731.016,28	0,00
Otras Fuentes		0,00	0,00
Resultados Ejercidos Anteriores		0,00	0,00
Mudas		1.812.112,24	0,48
Provisión de la Deuda		1.512.117,22	0,48
Reanálisis de la Ejecución		7.209.183,32	2,32

Observación para el mes de OCTUBRE de 2011

Los fondos de Coparticipación informados por medio del Informe ICOR, adjunto a la presente, no se concuerdan con el dato comunicado en la Ejecución, debiéndose esto a la omisión existente en el procesamiento del ingreso del recurso mencionado. Por tal motivo, se debe considerar como recursos de Coparticipación electrónicamente ingresados, los valores informados al dema del mes bajo análisis, consignados los mismos en la presente Ejecución.

O.P. STELLA MARISS CARPOS
Sub-Contadora General
Municipalidad de Ushuaia



Escuela Preuniversitaria por Mes (Proyecto)

	01/11	02/11	Acumulado a 02/11	03/11	Acumulado a 03/11	04/11	Acumulado a 04/11	05/11	Acumulado a 05/11
TOTAL DE RECURSOS CORRIENTES	28.186.877,32	28.699.289,48	56.886.166,80	28.287.382,38	75.173.549,18	22.630.807,48	97.804.356,66	32.248.292,48	130.052.649,14
Total de la Administración Central	28.186.877,32	28.699.289,48	56.886.166,80	28.287.382,38	75.173.549,18	22.630.807,48	97.804.356,66	32.248.292,48	130.052.649,14
De la Administración Central	2.904.253,99	4.070.200,59	6.974.454,58	12.288.512,08	24.562.964,66	103.724.398,22	128.697.562,82	32.248.292,48	130.798.855,30
De la Administración Central	2.904.253,99	4.070.200,59	6.974.454,58	12.288.512,08	24.562.964,66	103.724.398,22	128.697.562,82	32.248.292,48	130.798.855,30
Impuesto Interoctivo	1.482.038,68	1.921.949,37	3.394.048,05	6.276.786,94	12.553.574,99	4.232.046,77	16.786.561,76	4.232.046,77	20.987.608,53
Impuesto Interoctivo	1.482.038,68	1.921.949,37	3.394.048,05	6.276.786,94	12.553.574,99	4.232.046,77	16.786.561,76	4.232.046,77	20.987.608,53
Riesgo General Seguro	188.739,85	207.841,88	396.581,73	1.587.164,27	2.182.447,33	603.165,31	2.785.612,64	1.006.328,48	3.791.941,12
Riesgo General Seguro	188.739,85	207.841,88	396.581,73	1.587.164,27	2.182.447,33	603.165,31	2.785.612,64	1.006.328,48	3.791.941,12
Redes de Gas	82.981,18	105.038,63	188.019,81	19.968,33	342.338,17	14.289,98	634.695,48	2.227.762,48	657.452,89
Redes de Gas	82.981,18	105.038,63	188.019,81	19.968,33	342.338,17	14.289,98	634.695,48	2.227.762,48	657.452,89
Estadocentro Médico	840,00	270,00	1.110,00	0,00	1.110,00	90,00	1.200,00	0,00	1.200,00
Estadocentro Médico	840,00	270,00	1.110,00	0,00	1.110,00	90,00	1.200,00	0,00	1.200,00
Redes de Gas	1.460,00	500,00	1.960,00	0,00	1.960,00	28.004,36	122.974,61	5.236,51	128.211,12
Redes de Gas	1.460,00	500,00	1.960,00	0,00	1.960,00	28.004,36	122.974,61	5.236,51	128.211,12
Redes de Gas	17.932,36	9.743,83	27.676,19	67.293,76	94.970,05	28.004,36	122.974,61	5.236,51	128.211,12
Redes de Gas	17.932,36	9.743,83	27.676,19	67.293,76	94.970,05	28.004,36	122.974,61	5.236,51	128.211,12
Redes de Gas	3.060,91	3.824,48	6.885,39	378,14	7.263,53	1.42	1.047,92	1.519,03	1.519,03
Redes de Gas	3.060,91	3.824,48	6.885,39	378,14	7.263,53	1.42	1.047,92	1.519,03	1.519,03
Redes de Gas	1.080,00	14.736,14	15.816,14	49.283,63	147.809,11	48.590,97	197.400,08	58.287,43	255.687,51
Redes de Gas	1.080,00	14.736,14	15.816,14	49.283,63	147.809,11	48.590,97	197.400,08	58.287,43	255.687,51
Redes de Gas	46.172,11	49.353,37	95.525,48	5.787,69	101.313,17	4.157,15	105.470,32	8.227,81	109.698,13
Redes de Gas	46.172,11	49.353,37	95.525,48	5.787,69	101.313,17	4.157,15	105.470,32	8.227,81	109.698,13
Redes de Gas	6.835,32	0,00	6.835,32	0,00	6.835,32	0,00	6.835,32	0,00	6.835,32
Redes de Gas	6.835,32	0,00	6.835,32	0,00	6.835,32	0,00	6.835,32	0,00	6.835,32
Redes de Gas	23.475,00	0,00	23.475,00	19.863,33	43.338,33	2.280,00	45.618,33	9.687,84	55.306,17
Redes de Gas	23.475,00	0,00	23.475,00	19.863,33	43.338,33	2.280,00	45.618,33	9.687,84	55.306,17
Redes de Gas	34.208,43	34.208,43	68.416,86	49.994,33	118.411,19	20.348,37	138.759,56	40.138,36	178.897,92
Redes de Gas	34.208,43	34.208,43	68.416,86	49.994,33	118.411,19	20.348,37	138.759,56	40.138,36	178.897,92
Redes de Gas	116.607,82	160.691,63	277.299,45	155.627,08	432.926,53	156.059,48	581.986,01	134.069,85	716.055,86
Redes de Gas	116.607,82	160.691,63	277.299,45	155.627,08	432.926,53	156.059,48	581.986,01	134.069,85	716.055,86
Redes de Gas	15.658,12	10.693,08	26.351,20	16.683,64	43.034,84	60.442,28	103.477,12	12.788,73	116.265,85
Redes de Gas	15.658,12	10.693,08	26.351,20	16.683,64	43.034,84	60.442,28	103.477,12	12.788,73	116.265,85
Redes de Gas	31.668,17	16.460,41	48.128,58	77.108,28	125.236,56	95.800,44	221.037,00	23.822,18	244.859,18
Redes de Gas	31.668,17	16.460,41	48.128,58	77.108,28	125.236,56	95.800,44	221.037,00	23.822,18	244.859,18
Redes de Gas	152.638,74	170.584,82	323.223,56	225.831,41	549.054,97	181.459,43	730.514,40	188.598,93	917.093,33
Redes de Gas	152.638,74	170.584,82	323.223,56	225.831,41	549.054,97	181.459,43	730.514,40	188.598,93	917.093,33
Redes de Gas	0,00	0,00	0,00	0,00	0,00	0,00	0,00	0,00	0,00
Redes de Gas	0,00	0,00	0,00	0,00	0,00	0,00	0,00	0,00	0,00
Redes de Gas	290,66	375,08	665,74	436,38	1.102,12	414,13	1.516,25	460,56	1.976,81
Redes de Gas	290,66	375,08	665,74	436,38	1.102,12	414,13	1.516,25	460,56	1.976,81
Redes de Gas	2.880,66	1.900,66	4.781,32	2.048,36	6.829,68	1.869,37	8.699,05	3.892,63	11.591,68
Redes de Gas	2.880,66	1.900,66	4.781,32	2.048,36	6.829,68	1.869,37	8.699,05	3.892,63	11.591,68
Redes de Gas	3.287,27	3.287,27	6.574,54	4.747,02	11.321,56	4.024,38	15.345,94	3.937,16	19.283,10
Redes de Gas	3.287,27	3.287,27	6.574,54	4.747,02	11.321,56	4.024,38	15.345,94	3.937,16	19.283,10
Redes de Gas	5.822,32	7.359,12	13.181,44	12.144,51	25.325,95	8.134,48	33.460,43	6.653,36	40.113,79
Redes de Gas	5.822,32	7.359,12	13.181,44	12.144,51	25.325,95	8.134,48	33.460,43	6.653,36	40.113,79
Redes de Gas	6.886,01	12.688,25	19.574,26	12.367,88	31.942,14	32.002,69	63.944,83	6.545,63	70.490,46
Redes de Gas	6.886,01	12.688,25	19.574,26	12.367,88	31.942,14	32.002,69	63.944,83	6.545,63	70.490,46
Redes de Gas	6.811,42	0,00	6.811,42	0,00	6.811,42	0,00	6.811,42	0,00	6.811,42
Redes de Gas	6.811,42	0,00	6.811,42	0,00	6.811,42	0,00	6.811,42	0,00	6.811,42
Redes de Gas	0,00	0,00	0,00	0,00	0,00	0,00	0,00	0,00	0,00
Redes de Gas	0,00	0,00	0,00	0,00	0,00	0,00	0,00	0,00	0,00
Redes de Gas	28.292.403,93	21.077.337,88	49.369.741,81	20.433.244,98	69.802.986,79	20.208.781,88	87.716.748,67	28.159.778,93	115.876.527,60
Redes de Gas	28.292.403,93	21.077.337,88	49.369.741,81	20.433.244,98	69.802.986,79	20.208.781,88	87.716.748,67	28.159.778,93	115.876.527,60
Redes de Gas	24.817.444,03	21.077.337,88	45.894.781,91	19.577.341,28	65.267.096,53	18.832.880,18	84.119.976,71	26.839.855,40	110.955.832,11
Redes de Gas	24.817.444,03	21.077.337,88	45.894.781,91	19.577.341,28	65.267.096,53	18.832.880,18	84.119.976,71	26.839.855,40	110.955.832,11
Redes de Gas	674.969,88	606.026,68	1.280.996,56	555.903,63	1.736.890,18	1.355.881,30	3.095.771,66	1.323.333,32	4.419.092,77
Redes de Gas	674.969,88	606.026,68	1.280.996,56	555.903,63	1.736.890,18	1.355.881,30	3.095.771,66	1.323.333,32	4.419.092,77
Redes de Gas	0,00	0,00	0,00	0,00	0,00	0,00	0,00	0,00	0,00
Redes de Gas	0,00	0,00	0,00	0,00	0,00	0,00	0,00	0,00	0,00
Redes de Gas	4.400.883,37	3.000.813,33	7.401.696,70	3.488.881,52	11.070.578,22	3.260.596,48	14.331.174,70	4.197.339,60	18.528.514,30
Redes de Gas	4.400.883,37	3.000.813,33	7.401.696,70	3.488.881,52	11.070.578,22	3.260.596,48	14.331.174,70	4.197.339,60	18.528.514,30
TOTAL RECURSOS CORRIENTES	23.883.884,58	22.508.377,18	46.392.261,76	22.810.460,81	69.202.722,59	23.931.403,88	93.134.126,47	28.252.775,28	121.386.901,76
Total Administración Central	23.883.884,58	22.508.377,18	46.392.261,76	22.810.460,81	69.202.722,59	23.931.403,88	93.134.126,47	28.252.775,28	121.386.901,76
Personal	23.693.884,58	22.508.377,18	46.204.271,77	22.810.460,81	69.244.782,58	23.931.403,88	93.066.168,48	28.252.775,28	121.386.901,76
Personal	23.693.884,58	22.508.377,18	46.204.271,77	22.810.460,81	69.244.782,58	23.931.403,88	93.066.168,48	28.252.775,28	121.386.901,76
Beneficios de Consumo	16.631.168,66	16.468.638,22	33.120.807,87	16.754.252,42	49.875.060,28	18.115.109,64	67.990.169,92	18.407.287,01	86.417.451,94
Beneficios de Consumo	16.631.168,66	16.468.638,22	33.120.807,87	16.754.252,42	49.875.060,28	18.115.109,64	67.990.169,92	18.407.287,01	86.417.451,94
Servicios	122.908,74	312.100,68	434.907,42	857.943,16	1.292.850,58	891.095,28	2.183.945,84	1.153.229,12	3.337.174,96
Servicios	122.908,74	312.100,68	434.907,42	857.943,16	1.292.850,58	891.095,28	2.183.945,84	1.153.229,12	3.337.174,96
Servicios	6.418.898,11	5.218.497,43	11.637.392,54	3.317.604,48	14.854.997,00	8.557.523,19	23.512.520,19	7.716.124,19	31.230.644,38
Servicios	6.418.898,11	5.218.497,43	11.637.392,54	3.317.604,48	14.854.997,00	8.557.523,19	23.512.520,19	7.716.124,19	31.230.644,38
Servicios	86,82	3.657,56	3.744,42	72,88	3.817,28	65,77	3.883,05	58,63	3.941,68
Servicios	86,82	3.657,56	3.744,42	72,88	3.817,28	65,77	3.883,05	58,63	3.941,68
Servicios	239.603,85	201.146,88	440.750,73	1.238.037,48	544.276,67	1.782.314,13	615.167,87	2.397.482,90	3.941,68
Servicios	239.603,85	201.146,88	440.750,73	1.238.037,48	544.276,67	1.782.314,13	615.167,87	2.397.482,90	3.941,68
Servicios	283.333,33	283.333,33	566.666,66	283.333,33	849.999,99	283.333,33	1.133.333,32	283.333,33	1.416.666,65
Servicios	283.333,33	283.333,							




Sección Presupuestaria por mes (Proyecto)

	06/11	Acumulado a 06/11	07/11	Acumulado a 07/11	08/11	Acumulado a 08/11	09/11	Acumulado a 09/11	10/11	Acumulado a 10/11
TOTAL REQUISITOS CORRIENTES	32.159.246,38	168.354.159,47	38.008.232,02	204.312.242,47	23.058.234,44	233.370.678,92	243.028.348,73	267.287.023,63	30.541.787,45	297.828.811,08
De Jurisdicción Municipal	4.124.939,83	24.923.278,50	4.447.586,18	29.370.864,68	5.029.784,32	34.400.649,33	40.727.378,33	50.277.778,65	8.204.437,19	58.482.215,84
De Afectación General	4.078.444,55	24.705.486,47	4.404.306,18	29.109.172,65	5.008.635,55	34.110.306,60	4.774.480,83	34.994.789,44	8.200.887,12	43.205.676,56
Impuesto Automotor	1.794.425,02	9.577.489,24	1.453.230,71	11.030.720,95	2.135.658,55	13.166.358,95	1.606.817,86	14.772.974,62	2.137.158,75	16.910.132,01
Impuesto Inmobiliario	2.283.999,53	15.128.007,23	2.951.065,47	18.081.786,72	2.872.976,99	20.044.285,94	3.167.662,97	23.940.637,59	6.063.728,96	30.004.366,55
Tasa General Serv. Municip.	285.469,51	1.550.720,39	412.763,63	5.436.053,82	6.712.938,92	10.643.921,21	7.156.189,73	14.800.128,42	1.759.282,55	17.559.410,97
Impuesto de Predios	21.699,76	68.794,06	14.387,16	103.161,24	16.146,55	119.307,80	1.097.595,51	3.014.278,45	314.381,46	3.328.659,91
Multas por Infracciones	21.699,76	1.007.131,91	175.228,22	1.182.360,13	1.897.717,50	1.372.971,93	233.971,83	1.507.350,73	204.080,90	1.711.431,63
Has Actv. Comercio e Industrias	624.659,50	3.994.645,35	692.622,22	4.597.497,58	694.078,15	5.292.145,74	657.814,43	5.909.350,23	688.923,65	6.598.483,91
Has Activ. Comercio e Industrias	1.50,00	1.350,00	692.622,22	4.597.497,58	16.146,55	1.372.971,93	233.971,83	1.507.350,73	30,00	1.830,00
Has Activ. Comercio e Industrias	16.038,82	93.234,95	13.289,61	106.933,76	13.406,55	120.014,23	16.038,82	136.857,06	14.044,63	150.502,39
Publicidad y Propaganda	9.840,00	12.300,00	3.850,00	15.850,00	3.850,00	19.000,00	4.718,00	23.175,00	4.475,24	27.650,24
Estadocemento Medido	5.257,24	133.989,38	6.821,40	139.899,78	6.821,40	146.721,18	486.752,31	24.996,23	481.746,60	30.517,85
Ingresos Varios	3.273,47	1.892,50	0,00	1.892,50	0,00	2.521,69	2.521,69	3.077,48	3.077,48	3.077,48
Redes de Gas	14.818,25	48.281,00	4.891,00	51.212,22	5.802,53	57.114,75	11.808,43	68.923,21	1.773,34	70.697,05
Servicios Inspección Vial	41.818,38	291.283,87	55.561,50	392.845,45	57.004,88	409.850,33	49.544,25	459.394,58	68.497,88	525.892,44
Servicios de Oficinas	7.802,50	35.982,26	3.822,77	39.805,03	1.885,94	41.470,97	2.801,80	44.072,77	7.257,11	51.329,88
Der.Ocup. y Uso Esp. Publico	0,00	0,00	0,00	0,00	0,00	0,00	0,00	0,00	0,00	0,00
Derencio y D. Material	10.434,53	134.789,21	12.130,68	146.918,88	180,00	147.108,88	38.715,56	185.825,47	32.325,75	218.151,22
Derencio de Construcción	31.159,10	212.875,71	28.857,48	285.732,20	35.813,38	277.546,58	34.263,26	311.809,84	3.012,16	28.347,56
Derencio de Mantenimiento	193.014,53	848.381,38	135.315,48	983.678,85	134.943,72	1.118.620,57	1.118.620,57	1.253.305,88	56.941,02	368.750,88
Derencio de Construcción	15.835,27	88.198,28	14.250,74	103.416,97	16.080,67	119.507,64	26.771,97	146.279,61	13.410,21	169.873,51
Derencio por Mejoras	21.449,12	141.071,75	22.549,59	163.621,34	35.269,81	198.891,25	34.043,94	232.935,15	31.889,09	264.822,21
Derencio de Mantenimiento	173.282,88	1.050.623,21	182.580,31	1.273.183,52	197.774,07	1.470.957,59	219.426,73	1.690.384,32	203.837,92	1.894.221,24
Conveni. Mantenido Publico	0,00	0,00	0,00	0,00	0,00	0,00	0,00	0,00	0,00	2.053.509,44
Contratacion por Mejoras - Seco/Canto	398,98	2.373,72	954,32	3.328,04	715,88	4.043,72	483,49	4.527,21	3.008,78	7.535,99
Contratacion por Mejoras - Seco/ Espe	2.935,78	14.497,46	4.591,74	19.089,20	2.419,18	21.508,39	1.927,01	23.335,40	3.012,16	28.347,56
Contratacion por Mejoras - Seco/ Oeste	4.246,71	28.638,02	3.347,48	29.985,48	5.388,18	35.371,66	8.666,12	44.038,78	4.216,08	49.254,87
Contratacion por Mejoras - Seco/ Oeste	11.230,24	59.493,37	9.489,80	69.983,17	10.921,82	71.868,00	15.869,05	87.736,05	10.654,41	98.414,59
Contratacion por Mejoras - Seco/ Oeste	8.870,13	47.186,88	11.408,22	58.593,10	17.555,53	76.128,63	10.757,30	86.885,01	13.410,21	108.555,92
Contratacion por Mejoras - Seco/ Oeste	11.739,33	59.755,28	7.167,03	66.922,31	13.849,58	80.771,89	15.831,85	96.603,55	11.932,72	108.555,92
Derencio de Mantenimiento	60.777,16	502.198,84	4.787,00	632.985,84	0,00	4.787,00	4.787,00	9.574,00	9.574,00	19.148,00
Uso de Calesita y Juegos Mecanicos	3.930,00	20.178,00	7.478,00	27.656,00	7.483,00	35.137,00	4.015,00	39.152,00	8.880,00	48.032,00
* Cuantías Especiales (Dist. especific)	45.858,28	217.809,43	43.294,64	261.689,47	21.229,24	282.917,71	100.889,83	382.807,54	38.843,00	421.650,54
Avancia Uso Nacional	5.150,50	24.888,00	6.202,00	31.089,00	8.482,50	39.422,00	5.103,00	44.525,00	4.798,00	49.323,00
Canon Páseo Albergue M.U.	180,00	420,00	150,00	570,00	0,00	570,00	0,00	570,00	0,00	570,00
Recurso Ordenanza 2243	32.220,78	149.895,01	28.591,54	178.476,55	7.411,74	185.888,29	55.305,64	241.393,93	28.121,08	289.515,01
Fondo Valentin Infantes Obispo	0,00	0,00	0,00	0,00	0,00	0,00	0,00	0,00	0,00	0,00
Fondo Promoción del Deporte	0,00	0,00	0,00	0,00	0,00	0,00	0,00	0,00	0,00	0,00
Fondo de Justicia Provincial	28.005.846,78	143.390.874,67	31.890.725,61	174.944.800,30	24.028.470,18	198.970.070,52	29.448.920,00	223.419.000,52	27.819,89	221.197,89
Coparticipación	26.881.483,59	137.837.515,59	29.230.911,61	166.886.427,56	22.422.039,97	189.300.467,53	27.822.109,00	217.112.572,59	23.802.173,88	241.914.746,43
Coparticipación Fondo Federales Saldado	1.324.985,97	5.743.359,08	1.459.369,79	7.202.722,38	1.606.430,22	8.809.152,80	1.327.077,33	10.136.232,93	469.947,50	10.606.180,43
Coparticipación Fondo Financiero	0,00	0,00	870.450,44	870.450,44	0,00	0,00	0,00	0,00	2.144.589,10	3.015.019,53
TOTAL ERROGACIONES CORRIENTES	34.704.930,47	189.893.172,18	31.964.385,28	190.872.572,46	33.045.879,05	223.633.418,53	28.289.888,24	351.923.312,73	27.892.118,05	379.815.433,35
Total Errogaciones Corrientes	34.704.930,47	189.893.172,18	31.964.385,28	190.872.572,46	33.045.879,05	223.633.418,53	28.289.888,24	351.923.312,73	27.892.118,05	379.815.433,35
Personal	27.373.403,26	113.848.972,16	19.830.897,78	133.679.870,94	19.888.376,73	153.593.079,66	19.878.396,30	173.441.475,98	19.878.396,30	192.814.871,68
Servicios	5.300.270,68	4.825.006,88	1.051.037,61	5.876.044,49	1.577.024,96	6.453.069,45	1.309.494,65	6.559.564,10	548.659,53	9.108.277,04
Servicios - D/ de Cho. Int. de la Deuda	51,46	2.877.097,91	44,2	4.037,35	36,97	4.074,35	29,67	4.104,02	22,32	4.126,34
Materiales	459.615,81	2.857.097,91	354.841,59	3.211.939,50	1.144.688,58	4.358.628,35	624.984,05	4.980.612,47	627.209,74	5.608.197,21
Equipos	283.333,33	1.989.999,99	283.333,33	1.989.333,31	283.333,33	2.268.666,64	283.333,33	2.551.999,97	337.590,00	2.887.489,97
LABOR CORRIENTE - BOD ESCOL. II - B	2.574.810,08	8.176.978,28	4.548.928,12	13.884.906,03	3.847.444,83	9.737.280,35	5.737.480,63	16.473.710,48	2.849.880,59	18.323.591,07
TOTAL REQUISITOS DE CAPITAL	1.348.441,95	7.880.847,78	3.804.190,44	11.571.075,24	1.017.123,12	12.384.198,97	3.857.748,85	15.245.947,12	1.888.728,27	17.131.674,05
Total Requisitos de Capital	1.348.441,95	7.880.847,78	3.804.190,44	11.571.075,24	1.017.123,12	12.384.198,97	3.857.748,85	15.245.947,12	1.888.728,27	17.131.674,05
De Afectación General	1.338.131,91	7.880.847,78	3.804.190,44	11.571.075,24	1.017.123,12	12.384.198,97	3.857.748,85	15.245.947,12	1.888.728,27	17.131.674,05
Venta de Activos Fijos	1.338.131,91	7.880.847,78	3.804.190,44	11.571.075,24	1.017.123,12	12.384.198,97	3.857.748,85	15.245.947,12	1.888.728,27	17.131.674,05
Venta de terrenos Federales	42.221,50	281.930,33	34.803,18	329.733,48	58.294,98	355.028,46	3.961,76	4.18.888,24	34.618,88	4.53.508,43
Genero y Venta de terrenos Federales	171.864,48	1.843.980,48	1.851.078,28	3.294.888,75	988.828,17	4.253.515,48	279.891,73	4.533.507,28	11.454,38	4.644.961,65
Suavida Técnica de Terrenos Federales	1.132.285,93	5.981.346,00	2.118.309,00	7.779.655,00	0,00	7.779.655,00	0,00	10.993.951,00	12.714.204,00	12.714.204,00
TOTAL ERROGACIONES DE CAPITAL	3.428.880,32	18.768.020,06	4.415.572,97	21.161.647,98	3.841.899,22	25.003.137,23	1.989.146,68	26.999.282,18	2.087.505,02	29.087.187,90
Total Errogaciones de Capital	3.428.880,32	18.768.020,06	4.415.572,97	21.161.647,98	3.841.899,22	25.003.137,23	1.989.146,68	26.999.282,18	2.087.505,02	29.087.187,90
Total Administracion Central	278.008,22	1.842.008,18	2.424.898,88	4.266.997,06	200.205,97	1.898.088,46	168.761,30	2.067.849,76	83.198,67	2.151.046,61
Transferencias	3.147.934,10	15.103.659,88	2.424.898,88	17.528.157,28	3.041.383,27	1.828.384,33	1.828.384,33	22.959.934,93	1.934.708,17	24.954.643,10
Transferencias	0,00	0,00	1.935.489,18	1.935.489,18	0,00	1.935.489,18	0,00	1.935.489,18	0,00	1.935.489,18
TOTAL DE ERROGACIONES DE V.	33.274.893,24	178.071.150,46	39.313.578,24	215.884.317,74	30.175.384,27	255.036.616,76	31.143.630,68	318.172.912,85	31.742.846,34	316.957.824,19
TOTAL DE ERROGACIONES DE V.	33.274.893,24	178.071.150,46	39.313.578,24	215.884.317,74	30.175.384,27	255.036.616,76	31.143.630,68	318.172.912,85	31.742.846,34	316.957.824,19
V. EN CASO DE FOMENTO FEDERAL EN V.	4.851									

Ejecucion Presupuestaria al 31/10/2011
Unidades Credito desde 1 hasta 999999

Cuenta	Votado	Saldo	Preventivo	Definitivo	Devengado	Mand a Pagar	Pagado	Reservas
99999 999	0.00	0.00	0.00	0.00	0.00	0.00	0.00	0.00
	0.00	0.00	0.00	0.00	0.00	0.00	0.00	0.00
TOTALES	389,600,404.48	88,431,942.09	362,428,307.43	350,067,925.82	310,364,734.53	305,798,007.49	292,561,056.70	7,990,975.82
TOTAL POR PARTIDA 011	192,817,533.69	192,817,533.69	192,817,533.69	192,817,533.69	192,817,533.69	182,996,453.31		0.00
TOTAL POR PARTIDA 012	12,117,542.00	11,807,326.22	9,108,277.04	8,698,323.87	8,305,371.00			67,131.62
TOTAL POR PARTIDA 013	91,600,777.19	86,707,268.09	69,389,795.14	65,628,431.45	64,263,316.97			3,794,395.30
TOTAL POR PARTIDA 021	4,148.74	4,148.74	4,126.34	4,126.34	4,126.34			0.00
TOTAL POR PARTIDA 031	6,513,166.58	5,939,161.56	5,608,197.21	5,402,169.25	5,322,224.63			418,125.10
TOTAL POR PARTIDA 041	2,887,499.97	2,887,499.97	2,887,499.97	2,887,499.97	2,887,499.97			0.00
TOTAL POR PARTIDA 051	2,552,778.68	2,511,673.91	2,151,046.61	1,961,664.39	1,900,699.91			1,046,726.06
TOTAL POR PARTIDA 052	50,231,841.95	43,690,295.01	24,950,643.10	24,950,643.10	23,433,749.14			2,664,597.74
TOTAL POR PARTIDA 072	1,935,498.19	1,935,498.19	1,935,498.19	1,935,498.19	1,935,498.19			0.00
TOTAL POR PARTIDA 101	1,767,520.44	1,767,520.44	1,512,117.24	1,512,117.24	1,512,117.24			0.00
TOTAL POR PARTIDA 210	0.00	0.00	0.00	0.00	0.00			0.00
TOTAL POR PARTIDA 220	0.00	0.00	0.00	0.00	0.00			0.00
TOTAL POR PARTIDA 230	0.00	0.00	0.00	0.00	0.00			0.00
TOTAL POR PARTIDA 240	0.00	0.00	0.00	0.00	0.00			0.00
TOTAL POR PARTIDA 999	0.00	0.00	0.00	0.00	0.00			0.00


CIP STELLA MARIS CAMPOS
Sub Contadora General
Municipalidad de Ushuaia

Ejecucion Presupuestaria al 31/10/2011
Unidades Credito desde 1 hasta 999999

Cuenta	Votado	Saldo	Preventivo	Definitivo	Devengado	Mand a Pagar	Pagado	Reservas
129 INTENDENCIA								
00050 011	1,060,988.89	258,993.53	1,053,871.12	1,053,871.12	1,053,871.12	1,053,871.12	997,526.70	0.00
00050 012	59,251.00	342.36	81,488.57	81,488.57	66,330.12	45,559.69	45,559.69	2,420.07
00050 013	1,029,221.00	73,478.99	1,511,906.74	1,411,632.02	1,350,432.96	1,275,742.34	1,238,754.37	14,578.27
00050 031	130,000.00	56,369.90	273,630.10	216,630.10	172,129.77	171,129.77	144,448.19	0.00
00050 051	0.00	0.00	0.00	0.00	0.00	0.00	0.00	0.00
00050 072	16,000.00	16,000.00	0.00	0.00	0.00	0.00	0.00	0.00
	2,295,460.89	405,184.78	2,920,896.53	2,763,621.81	2,642,763.97	2,546,302.92	2,426,288.95	16,998.34
131 Subsecretaria Legal y Tecnica								
00051 011	995,313.54	203,520.23	1,013,127.66	1,013,127.66	1,013,127.66	1,013,127.66	954,962.12	0.00
00051 012	7,080.00	322.80	6,757.20	6,757.20	6,364.44	6,364.44	6,364.44	0.00
00051 013	160,438.00	9,485.70	150,952.30	150,952.30	133,203.85	131,891.42	118,137.46	0.00
00051 051	0.00	0.00	0.00	0.00	0.00	0.00	0.00	0.00
	1,162,831.54	213,328.73	1,170,837.16	1,170,837.16	1,152,695.95	1,151,383.52	1,079,464.02	0.00
133 Direccion Legal y Tecnica y Despacho General								
00052 011	818,293.06	195,862.87	844,552.88	844,552.88	844,552.88	844,552.88	801,412.22	0.00
00052 012	4,735.00	1,172.67	3,562.33	3,562.33	2,779.33	2,451.13	2,451.13	0.00
00052 013	23,630.00	9,432.31	14,197.69	14,197.69	12,224.56	10,924.66	10,924.66	0.00
	846,658.06	206,467.85	862,312.90	862,312.90	859,556.77	857,928.67	814,788.01	0.00
132 Direccion de Asuntos Juridicos								
00053 011	1,697,960.55	396,633.04	1,326,540.84	1,326,540.84	1,326,540.84	1,326,540.84	1,269,844.47	0.00
00053 012	1,618.00	880.00	738.00	738.00	564.00	564.00	564.00	0.00
00053 013	70,400.00	1,662.33	68,737.67	68,737.67	55,633.43	53,763.43	53,244.44	0.00
00053 051	0.00	0.00	0.00	0.00	0.00	0.00	0.00	0.00
	1,769,978.55	399,175.37	1,396,016.51	1,396,016.51	1,382,738.27	1,380,868.27	1,323,652.91	0.00
141 Direccion de Urbanismo								
00055 011	2,199,137.46	523,053.12	2,007,557.39	2,007,557.39	2,007,557.39	2,007,557.39	1,918,829.81	0.00
00055 012	34,477.00	790.76	28,686.24	28,686.24	26,302.32	26,302.32	23,143.91	0.00
00055 013	296,120.00	11,002.27	285,117.73	281,727.73	134,477.76	123,440.41	121,499.19	0.00
00055 051	0.00	0.00	0.00	0.00	0.00	0.00	0.00	0.00
	2,529,734.46	534,846.15	2,321,361.36	2,317,971.36	2,168,337.47	2,157,300.12	2,063,472.91	0.00
140 Direccion de Suelo Urbano								
00056 011	2,266,424.03	491,730.51	2,143,295.52	2,143,295.52	2,143,295.52	2,143,295.52	2,036,947.57	0.00
00056 012	28,762.00	2,492.34	21,269.66	21,269.66	11,130.10	11,130.10	11,099.19	0.00
00056 013	9,200.00	3,325.10	5,874.90	5,874.90	4,918.23	4,918.23	4,918.23	0.00
00056 051	0.00	0.00	0.00	0.00	0.00	0.00	0.00	0.00

Ejecucion Presupuestaria al 31/10/2011
Unidades Credito desde 1 hasta 999999

Cuenta	Votado	Saldo	Preventivo	Definitivo	Devengado	Mand a Pagar	Pagado	Reservas
	2,304,386.03	497,547.95	2,170,440.08	2,170,440.08	2,159,343.85	2,159,343.85	2,052,964.99	0.00
135 Escribania General								
00058 011	500,616.35	140,593.96	557,156.73	557,156.73	557,156.73	557,156.73	532,899.58	0.00
00058 012	22,414.00	2,077.00	15,337.00	15,337.00	10,164.12	9,971.82	9,971.82	0.00
00058 013	84,352.00	35,227.60	49,124.40	49,124.40	38,400.01	34,756.02	32,814.93	0.00
00058 051	0.00	0.00	0.00	0.00	0.00	0.00	0.00	0.00
	607,382.35	177,898.56	621,618.13	621,618.13	605,720.86	601,884.57	575,686.33	0.00
147 SECRETARIA DE GOBIERNO								
00059 011	4,362,588.23	1,043,770.91	4,190,191.96	4,190,191.96	4,190,191.96	4,190,191.96	3,965,118.86	0.00
00059 012	19,453.00	523.97	32,655.22	29,731.22	22,347.68	22,347.68	22,347.68	1,273.81
00059 013	169,725.00	8,493.90	259,032.96	254,244.96	219,969.58	203,609.16	195,211.22	2,198.14
	4,551,766.23	1,052,788.78	4,481,880.14	4,474,168.14	4,432,509.22	4,416,148.80	4,182,677.76	3,471.95
156 Direccion de Comercio e Industria								
00060 011	4,981,237.30	1,170,847.85	4,624,731.54	4,624,731.54	4,624,731.54	4,624,731.54	4,384,491.11	0.00
00060 012	132,470.00	8,634.63	102,975.73	98,422.92	83,293.85	83,293.85	79,912.73	859.64
00060 013	86,047.00	1,070.96	83,976.04	64,585.84	62,929.66	61,140.78	61,140.78	1,000.00
00060 031	0.00	0.00	0.00	0.00	0.00	0.00	0.00	0.00
00060 051	0.00	0.00	0.00	0.00	0.00	0.00	0.00	0.00
	5,199,754.30	1,180,553.44	4,811,683.31	4,787,740.30	4,770,955.05	4,769,166.17	4,525,544.62	1,859.64
154 Direccion de Defensa Civil								
00062 011	2,815,562.23	702,379.02	2,971,366.38	2,971,366.38	2,971,366.38	2,971,366.38	2,791,293.51	0.00
00062 012	200,423.28	50,917.36	117,348.17	117,348.17	89,577.48	89,505.68	89,301.09	2,157.75
00062 013	189,547.00	1,950.93	247,502.07	215,162.07	194,825.86	194,032.80	190,183.11	94.00
00062 031	350,000.00	55,518.00	468,782.00	424,450.66	394,232.33	394,232.33	392,003.59	54,778.00
00062 051	0.00	0.00	0.00	0.00	0.00	0.00	0.00	0.00
	3,555,532.51	810,765.31	3,804,998.62	3,728,327.28	3,650,002.05	3,649,137.19	3,462,781.30	57,029.75
152 Direccion de Recursos Humanos								
00063 011	8,538,340.46	1,481,034.11	6,289,233.32	6,289,233.32	6,289,233.32	6,289,233.32	5,963,691.88	0.00
00063 012	18,510.00	6,778.87	6,598.23	6,598.23	5,902.23	5,902.23	5,902.23	132.90
00063 013	9,595.00	7.16	14,587.84	14,587.84	13,141.68	13,141.68	13,141.68	0.00
00063 031	42,200.00	0.07	72,154.74	70,896.24	57,038.00	57,038.00	57,038.00	0.00
	8,608,645.46	1,487,820.21	6,382,574.13	6,381,315.63	6,365,315.23	6,365,315.23	6,039,773.79	132.90
151 Oficina de Protocolo								
00064 011	1,843,578.49	393,205.10	1,693,746.63	1,693,746.63	1,693,746.63	1,693,746.63	1,601,679.88	0.00
00064 012	53,659.00	2,101.08	51,547.39	51,547.39	50,391.47	42,665.37	42,665.37	10.53
00064 013	458,350.00	17.58	382,285.67	382,285.67	321,824.81	305,212.67	284,201.17	3,046.75
00064 031	0.00	0.00	59,138.89	59,138.89	48,215.89	48,215.89	48,215.89	0.00

Ejecucion Presupuestaria al 31/10/2011
Unidades Credito desde 1 hasta 999999

Cuenta	Votado	Saldo	Preventivo	Definitivo	Devengado	Mand a Pagar	Pagado	Reservas
00064 051	0.00	0.00	0.00	0.00	0.00	0.00	0.00	0.00
	2,355,587.49	395,323.76	2,186,718.58	2,186,718.58	2,114,178.80	2,089,840.56	1,976,762.31	3,057.28
158 Direccion de Bromatologia								
00065 011	12,021,222.01	2,828,963.23	10,804,214.06	10,804,214.06	10,804,214.06	10,804,214.06	10,247,122.98	0.00
00065 012	780,666.50	2,508.01	523,812.56	498,075.26	376,947.12	269,845.02	228,897.19	4,345.93
00065 013	847,408.00	372,289.69	1,854,952.49	1,829,134.09	1,392,474.00	1,385,173.48	1,379,084.20	165.82
00065 051	0.00	0.00	0.00	0.00	0.00	0.00	0.00	0.00
	13,649,296.51	3,203,760.93	13,182,979.11	13,131,423.41	12,573,635.18	12,459,232.56	11,855,104.37	4,511.75
168 Direccion General de Rentas								
00067 011	5,453,251.70	1,220,297.72	4,792,960.34	4,792,960.34	4,792,960.34	4,792,960.34	4,524,410.03	0.00
00067 012	193,042.00	25,667.66	178,374.34	178,374.34	170,839.97	170,768.17	170,768.17	0.00
00067 013	1,113,479.00	386,207.92	1,207,271.08	1,147,871.08	914,606.61	808,178.57	670,173.44	0.00
00067 031	60,000.00	0.00	165,000.00	103,394.89	101,580.52	101,580.52	101,580.52	0.00
00067 051	0.00	0.00	0.00	0.00	0.00	0.00	0.00	0.00
	6,819,772.70	1,632,173.30	6,343,605.76	6,222,600.65	5,979,987.44	5,873,487.60	5,466,932.16	0.00
163 Direccion de Contaduria General								
00068 011	917,214.09	277,028.15	1,073,377.24	1,073,377.24	1,073,377.24	1,073,377.24	1,015,948.64	0.00
00068 012	13,999.50	6,781.74	7,217.76	7,217.76	6,999.37	6,999.37	6,999.37	0.00
00068 013	140,000.00	1,000.27	128,999.73	128,999.73	122,043.61	121,854.31	120,883.82	0.00
00068 031	0.00	0.00	0.00	0.00	0.00	0.00	0.00	0.00
00068 051	0.00	0.00	0.00	0.00	0.00	0.00	0.00	0.00
	1,071,213.59	284,810.16	1,209,594.73	1,209,594.73	1,202,420.22	1,202,230.92	1,143,831.83	0.00
164 Direccion de Tesoreria								
00069 011	1,254,628.70	281,184.56	1,111,720.34	1,111,720.34	1,111,720.34	1,111,720.34	1,050,766.81	0.00
00069 012	24,952.50	6,141.23	18,811.27	18,811.27	13,727.27	13,727.27	13,727.27	0.00
00069 013	149,500.00	3,637.09	145,862.91	145,862.91	107,279.97	97,055.97	95,115.09	0.00
00069 031	0.00	0.00	0.00	0.00	0.00	0.00	0.00	0.00
00069 051	0.00	0.00	0.00	0.00	0.00	0.00	0.00	0.00
	1,429,081.20	290,962.88	1,276,394.52	1,276,394.52	1,232,727.58	1,222,503.58	1,159,609.17	0.00
160 SECRETARIA DE HACIENDA Y FINANZAS								
00072 011	569,793.64	218,469.38	418,147.51	418,147.51	418,147.51	418,147.51	412,127.85	0.00
00072 012	1,845.50	25,691.83	10,087.96	10,087.96	10,087.96	7,567.96	7,567.96	16,065.71
00072 013	300,625.00	716,727.73	2,547,697.00	1,380,012.30	769,032.20	759,690.82	698,323.87	163,200.27
00072 021	30,600.00	26,451.26	4,148.74	4,148.74	4,126.34	4,126.34	4,126.34	0.00
00072 031	655,000.00	191,277.14	1,421,626.27	1,417,365.04	1,417,365.04	1,283,941.18	1,268,941.18	152,096.59
00072 051	1,000,000.00	82,199.24	1,466,774.48	1,425,669.71	1,065,042.41	875,660.19	816,015.71	1,046,726.06
00072 101	2,145,000.00	377,479.56	1,767,520.44	1,767,520.44	1,512,117.24	1,512,117.24	1,512,117.24	0.00

Ejecucion Presupuestaria al 31/10/2011
Unidades Credito desde 1 hasta 999999

Cuenta	Votado	Saldo	Preventivo	Definitivo	Devengado	Mand a Pagar	Pagado	Reservas
	4,702,864.14	1,638,296.14	7,636,002.40	6,422,951.70	5,195,918.70	4,861,251.24	4,719,220.15	1,378,088.63
144 Direccion de Informatica								
00073 011	1,262,986.14	205,587.27	1,029,180.69	1,029,180.69	1,029,180.69	1,029,180.69	970,219.94	0.00
00073 012	81,284.00	2,964.70	68,319.30	50,659.90	49,648.81	34,919.81	34,919.81	0.00
00073 013	390,700.00	9.78	370,690.22	370,690.22	330,334.65	330,334.65	330,034.68	0.00
00073 031	29,760.00	0.00	0.00	0.00	0.00	0.00	0.00	0.00
00073 051	0.00	0.00	0.00	0.00	0.00	0.00	0.00	0.00
	1,764,730.14	208,561.75	1,468,190.21	1,450,530.81	1,409,164.15	1,394,435.15	1,335,174.43	0.00
181 Subsecretaria de Promocion y Desarrollo Social								
00074 011	264,720.95	83,041.56	280,020.59	280,020.59	280,020.59	280,020.59	266,633.46	0.00
00074 012	2,365.00	40.49	2,324.51	930.00	930.00	0.00	0.00	0.00
00074 013	18,300.00	218.35	18,081.65	13,363.65	9,653.21	9,507.47	9,507.47	0.00
	285,385.95	83,300.40	300,426.75	294,314.24	290,603.80	289,528.06	276,140.93	0.00
183 Direccion de Asistencia Social								
00075 011	4,741,241.18	1,078,438.74	4,268,277.71	4,268,277.71	4,268,277.71	4,268,277.71	4,060,178.45	0.00
00075 012	188,206.50	1,069.05	186,954.08	186,906.16	77,329.09	67,643.29	46,866.07	183.37
00075 013	684,354.40	54.34	652,203.64	647,853.64	543,555.87	499,531.65	456,845.75	2,096.42
00075 031	2,134,359.67	0.00	1,457,696.21	1,454,681.21	1,429,099.11	1,429,099.11	1,421,965.11	0.00
00075 051	0.00	0.00	0.00	0.00	0.00	0.00	0.00	0.00
	7,748,161.75	1,079,562.13	6,565,131.64	6,557,718.72	6,318,261.78	6,264,551.76	5,985,855.38	2,279.79
173 Direccion de Estudios y Proyectos								
00080 011	2,260,260.60	479,739.94	2,000,646.51	2,000,646.51	2,000,646.51	2,000,646.51	1,912,391.76	0.00
00080 012	41,726.50	22,895.60	8,830.90	8,830.90	6,238.92	6,238.92	6,238.92	0.00
00080 013	90,600.00	3,455.40	87,144.60	87,144.60	61,242.56	61,003.47	58,091.95	0.00
	2,392,587.10	506,090.94	2,096,622.01	2,096,622.01	2,068,127.99	2,067,888.90	1,976,722.63	0.00
177 Direccion de Mantenimiento Vial								
00081 011	11,578,166.39	2,860,976.91	9,911,934.42	9,911,934.42	9,911,934.42	9,911,934.42	9,439,082.33	0.00
00081 012	3,246,828.00	250.00	3,137,006.27	3,133,217.27	2,675,759.67	2,638,664.65	2,629,140.70	9,571.73
00081 013	6,016,250.00	0.00	6,573,988.75	6,572,428.75	5,462,532.47	5,296,883.12	5,167,566.41	261.25
00081 051	0.00	0.00	0.00	0.00	0.00	0.00	0.00	0.00
	20,841,244.39	2,861,226.91	19,622,929.44	19,617,580.44	18,050,226.56	17,847,482.19	17,235,789.44	9,832.98
179 Direccion de Parques y Jardines Municipales								
00082 011	2,955,016.04	682,852.49	2,650,936.76	2,650,936.76	2,650,936.76	2,650,936.76	2,533,626.42	0.00
00082 012	730,332.00	462.50	704,868.82	704,868.82	662,899.35	624,067.01	581,067.11	0.68
00082 013	2,000,200.00	92,199.68	2,145,392.30	2,082,777.33	1,648,767.19	1,641,664.44	1,637,371.31	32,608.02
00082 051	0.00	0.00	0.00	0.00	0.00	0.00	0.00	0.00

AC

Ejecucion Presupuestaria al 31/10/2011
Unidades Credito desde 1 hasta 9999999

Cuenta	Votado	Saldo	Preventivo	Definitivo	Devengado	Mand a Pagar	Pagado	Reservas
	5,685,548.04	775,514.67	5,501,197.88	5,438,582.91	4,962,603.30	4,916,668.21	4,752,064.84	32,608.70
172 Direccion de Obras								
00083 011	2,438,762.17	455,898.91	1,912,599.35	1,912,599.35	1,912,599.35	1,912,599.35	1,812,019.19	0.00
00083 012	105,620.00	20,275.10	85,344.90	85,344.90	58,881.74	49,025.35	49,025.50	0.00
00083 013	155,681.00	36,211.70	89,469.30	89,469.30	83,924.92	82,337.52	82,337.52	0.00
	2,700,063.17	512,385.71	2,087,413.55	2,087,413.55	2,055,406.01	2,043,962.22	1,943,382.21	0.00
193 CONCEJO DELIBERANTE								
00085 011	18,282,183.14	4,301,444.16	16,581,040.18	16,581,040.18	16,581,040.18	16,581,040.18	15,738,935.98	0.00
00085 041	3,100,000.00	1,012,500.03	2,887,499.97	2,887,499.97	2,887,499.97	2,887,499.97	2,887,499.97	0.00
	21,382,183.14	5,313,944.19	19,468,540.15	19,468,540.15	19,468,540.15	19,468,540.15	18,626,435.95	0.00
192 JUZGADO ADMINISTRATIVO MUNICIPAL DE FALTAS								
00086 011	3,964,108.46	972,659.61	3,768,278.43	3,768,278.43	3,768,278.43	3,768,278.43	3,571,742.89	0.00
00086 012	132,587.00	71,591.02	58,746.78	55,193.78	50,508.71	50,280.51	50,280.51	2,249.20
00086 013	1,798,718.00	434,600.28	1,360,709.51	1,360,709.51	985,762.94	956,915.09	955,094.13	3,408.21
00086 051	0.00	0.00	0.00	0.00	0.00	0.00	0.00	0.00
	5,895,413.46	1,478,850.91	5,187,734.72	5,184,181.72	4,804,550.08	4,775,474.03	4,577,117.53	5,657.41
161 Subsecretaria de Hacienda y Finanzas								
00087 011	337,513.93	76,158.81	305,358.73	305,358.73	305,358.73	305,358.73	289,779.76	0.00
00087 012	24,448.00	610.00	43,783.74	28,783.74	6,129.09	6,129.09	3,397.54	5,054.26
00087 013	898,950.00	391.77	1,876,154.37	1,876,154.37	1,488,468.21	1,466,487.77	1,456,850.48	4,403.86
	1,260,911.93	77,160.58	2,225,296.84	2,210,296.84	1,799,956.03	1,777,975.59	1,750,027.78	9,458.12
169 SECRETARIA DE DESARROLLO Y GESTION URBANA								
00088 011	550,918.42	97,690.91	509,664.50	509,664.50	509,664.50	509,664.50	491,143.18	0.00
00088 012	103,738.00	25,447.34	108,290.66	108,290.66	21,022.14	21,022.14	21,022.14	0.00
00088 013	90,725.00	141,611.46	414,584.32	301,771.76	170,575.25	168,179.95	151,415.93	234,529.22
00088 051	0.00	0.00	0.00	0.00	0.00	0.00	0.00	0.00
00088 072	0.00	64,501.81	1,935,498.19	1,935,498.19	1,935,498.19	1,935,498.19	1,935,498.19	0.00
	745,381.42	329,251.52	2,968,037.67	2,855,225.11	2,636,760.08	2,634,364.78	2,599,079.44	234,529.22
157 Direccion de Transito								
00094 011	6,368,314.42	1,499,626.78	6,158,184.32	6,158,184.32	6,158,184.32	6,158,184.32	5,816,994.23	0.00
00094 012	409,187.00	5,887.56	271,263.64	246,465.88	177,469.62	171,203.22	171,203.22	2,035.80
00094 013	505,781.00	88,829.75	886,948.97	763,998.77	569,472.37	558,623.93	545,554.26	404,002.28
00094 031	30,000.00	13,309.04	25,500.96	25,500.96	25,500.96	25,500.96	25,500.96	0.00
00094 051	0.00	0.00	0.00	0.00	0.00	0.00	0.00	0.00
	7,313,282.42	1,607,653.13	7,341,897.89	7,194,149.93	6,930,627.27	6,913,512.43	6,559,252.67	406,038.08

Ejecucion Presupuestaria al 31/10/2011
Unidades Credito desde 1 hasta 999999

Cuenta	Votado	Saldo	Preventivo	Definitivo	Devengado	Mand a Pagar	Pagado	Reservas
196 Direccion Administracion S.P.D.S. Y DD.HH.								
00095 011	1,007,444.10	305,697.11	974,858.22	974,858.22	974,858.22	974,858.22	914,281.46	0.00
00095 012	30,432.00	1,145.14	28,352.02	28,352.02	26,537.02	24,287.02	24,287.02	934.84
00095 013	29,297.00	2,173.15	27,123.85	27,123.85	23,993.13	18,411.17	18,411.17	0.00
00095 051	0.00	0.00	0.00	0.00	0.00	0.00	0.00	0.00
	1,067,173.10	309,015.40	1,030,334.09	1,030,334.09	1,025,388.37	1,017,556.41	956,979.65	934.84
162 Direccion de Administracion S.H. Y F.								
00096 011	1,042,190.24	243,279.38	959,011.32	959,011.32	959,011.32	959,011.32	907,598.34	0.00
00096 012	22,715.00	832.00	21,883.00	21,883.00	15,868.09	13,713.19	13,713.19	0.00
00096 013	378,150.00	13,762.12	264,387.88	264,387.88	207,981.96	197,300.28	190,400.99	0.00
	1,443,055.24	257,873.50	1,245,282.20	1,245,282.20	1,182,861.37	1,170,024.79	1,111,712.52	0.00
149 Direccion de Administracion S.G.								
00097 011	2,416,413.87	492,104.62	2,047,757.45	2,047,757.45	2,047,757.45	2,047,757.45	1,957,568.86	0.00
00097 012	44,456.00	9,820.44	31,916.66	15,383.75	14,687.75	14,359.55	14,359.55	2,718.90
00097 013	271,204.00	8,984.32	266,202.93	262,762.93	221,805.75	217,382.12	196,905.80	16.75
00097 051	0.00	0.00	0.00	0.00	0.00	0.00	0.00	0.00
	2,732,073.87	510,909.38	2,345,877.04	2,325,904.13	2,284,250.95	2,279,499.12	2,168,834.21	2,735.65
153 Oficina de Prensa								
00098 011	1,818,714.56	413,342.85	1,617,668.38	1,617,668.38	1,617,668.38	1,617,668.38	1,538,678.10	0.00
00098 012	40,133.50	18,961.67	21,171.83	21,171.83	14,364.69	13,029.82	12,777.79	0.00
00098 013	2,575,600.00	327,200.00	3,096,686.00	2,609,886.00	2,575,016.53	2,545,716.53	2,475,371.33	497,714.00
00098 031	0.00	0.00	0.00	0.00	0.00	0.00	0.00	0.00
00098 051	0.00	0.00	0.00	0.00	0.00	0.00	0.00	0.00
	4,434,448.06	759,504.52	4,735,526.21	4,248,726.21	4,207,049.60	4,176,414.73	4,026,827.22	497,714.00
169 SECRETARIA DE DESARROLLO Y GESTION URBANA								
00100 052	10,166,000.00	2,953,574.12	7,212,425.88	2,643,322.73	106,024.47	106,024.47	106,024.47	0.00
	10,166,000.00	2,953,574.12	7,212,425.88	2,643,322.73	106,024.47	106,024.47	106,024.47	0.00
169 SECRETARIA DE DESARROLLO Y GESTION URBANA								
00107 052	3,770,000.00	419,656.06	3,930,343.94	4,517,568.96	2,069,387.25	2,069,387.25	1,169,654.33	0.00
	3,770,000.00	419,656.06	3,930,343.94	4,517,568.96	2,069,387.25	2,069,387.25	1,169,654.33	0.00
138 Subsecretaria de Gestion Urbana								
00110 011	339,048.97	105,732.72	420,756.96	420,756.96	420,756.96	420,756.96	403,852.89	0.00
00110 012	6,608.50	2,150.73	4,457.77	4,457.77	3,703.77	3,490.97	3,490.97	0.00
00110 013	39,808.00	16,120.26	23,687.74	23,687.74	12,112.03	11,052.10	11,051.94	0.00
00110 051	0.00	0.00	0.00	0.00	0.00	0.00	0.00	0.00

D

Ejecucion Presupuestaria al 31/10/2011
Unidades Credito desde 1 hasta 999999

Cuenta	Votado	Saldo	Preventivo	Definitivo	Devengado	Mand a Pagar	Pagado	Reservas
	385,465.47	124,003.71	448,902.47	448,902.47	436,572.76	435,300.03	418,395.80	0.00
142 Direccion de Obras Privadas								
00139 011	1,935,640.20	468,825.30	1,722,002.58	1,722,002.58	1,722,002.58	1,722,002.58	1,636,559.97	0.00
00139 012	143,887.00	77,519.50	55,907.50	55,907.50	38,786.01	38,657.81	37,044.98	460.00
00139 013	364,038.00	100,381.17	441,650.83	441,650.83	276,579.50	274,856.86	272,425.88	6.00
00139 051	0.00	0.00	0.00	0.00	0.00	0.00	0.00	0.00
	2,443,565.20	646,725.97	2,219,560.91	2,219,560.91	2,037,368.09	2,035,517.25	1,946,030.83	466.00
146 Direccion de Gestion Ambiental								
00146 011	671,608.08	227,756.77	850,285.12	850,285.12	850,285.12	850,285.12	814,054.39	0.00
00146 012	14,320.00	118.92	14,201.08	12,201.69	12,201.69	9,771.00	9,771.00	0.00
00146 013	630,600.00	87,295.45	443,304.55	425,316.03	287,626.29	280,651.09	274,370.10	0.00
00146 051	0.00	0.00	0.00	0.00	0.00	0.00	0.00	0.00
	1,316,528.08	315,171.14	1,307,790.75	1,287,802.84	1,150,113.10	1,140,707.21	1,098,195.49	0.00
165 Direccion de Haberes								
00151 011	747,540.82	177,875.47	713,996.69	713,996.69	713,996.69	713,996.69	675,834.85	0.00
00151 012	32,647.00	22,679.37	9,967.63	9,967.63	9,967.63	9,967.63	9,871.77	0.00
00151 013	58,560.00	5,576.51	52,983.49	52,983.49	50,011.00	49,865.26	48,305.89	0.00
00151 031	70,000.00	17,063.60	32,936.40	6,536.40	6,536.40	6,536.40	6,536.40	0.00
00151 051	0.00	0.00	0.00	0.00	0.00	0.00	0.00	0.00
	908,747.82	223,194.95	809,884.21	783,484.21	780,511.72	780,365.98	740,548.91	0.00
167 Direccion de Compras Mayores y Menores								
00152 011	1,276,230.54	294,159.83	1,218,277.82	1,218,277.82	1,218,277.82	1,218,277.82	1,144,698.52	0.00
00152 012	55,771.50	8,126.22	47,601.28	47,601.28	21,172.47	16,635.45	16,635.45	44.00
00152 013	77,912.00	598.39	77,313.61	77,313.61	66,826.32	66,147.41	65,409.05	0.00
	1,409,914.04	302,884.44	1,343,192.71	1,343,192.71	1,306,276.61	1,301,060.68	1,226,743.02	44.00
166 Direccion de Patrimonio y Concesiones								
00153 011	772,842.59	219,534.51	830,842.19	830,842.19	830,842.19	830,842.19	779,109.93	0.00
00153 012	22,640.00	3,134.29	19,505.71	19,047.71	15,366.48	15,366.48	15,027.51	0.00
00153 013	51,960.00	1,794.86	50,165.14	49,865.14	34,234.79	34,181.97	30,867.80	0.00
00153 051	0.00	0.00	0.00	0.00	0.00	0.00	0.00	0.00
	847,442.59	224,463.66	900,513.04	899,755.04	880,443.46	880,390.64	825,005.24	0.00
174 Direccion de Laboratorio y Estudio de Materiales								
00154 011	557,508.77	154,503.27	500,866.28	500,866.28	500,866.28	500,866.28	481,047.26	0.00
00154 012	70,403.00	39,078.87	31,324.13	31,324.13	14,581.87	13,371.87	13,371.87	0.00
00154 013	29,500.00	7,920.95	21,579.05	21,579.05	20,216.56	19,864.81	19,864.81	0.00
00154 031	0.00	0.00	0.00	0.00	0.00	0.00	0.00	0.00
00154 051	0.00	0.00	0.00	0.00	0.00	0.00	0.00	0.00

AC

Ejecucion Presupuestaria al 31/10/2011
Unidades Credito desde 1 hasta 999999

Cuenta	Votado	Saldo	Preventivo	Definitivo	Devengado	Mand a Pagar	Pagado	Reservas
	657,411.77	201,503.09	553,769.46	553,769.46	535,664.71	534,102.96	514,283.94	0.00
178 Direccion de Control Operativo								
00156 011	15,737,798.05	3,823,546.35	14,148,292.55	14,148,292.55	14,148,292.55	14,148,292.55	13,448,076.76	0.00
00156 012	2,933,689.10	142.67	2,891,656.31	2,889,515.01	2,404,880.32	2,374,448.14	2,274,448.01	1,890.12
00156 013	687,700.00	2,616.00	941,629.75	786,681.52	462,006.12	450,657.09	438,565.98	16,686.25
00156 051	0.00	0.00	0.00	0.00	0.00	0.00	0.00	0.00
	19,359,187.15	3,821,073.02	17,981,578.61	17,824,489.08	17,015,178.99	16,973,397.78	16,161,090.75	18,576.37
176 Direccion de Administracion S.S.S.P.								
00158 011	3,052,807.81	935,990.99	2,700,087.81	2,700,087.81	2,700,087.81	2,700,087.81	2,583,025.61	0.00
00158 012	57,015.50	14.40	56,998.43	56,998.43	56,998.43	56,998.43	56,998.43	2.67
00158 013	456,096.00	7,110.00	446,876.19	446,876.19	336,130.64	335,125.35	332,784.90	2,109.81
00158 051	0.00	0.00	0.00	0.00	0.00	0.00	0.00	0.00
	3,565,919.31	943,115.39	3,203,962.43	3,203,962.43	3,093,216.88	3,092,211.59	2,972,808.94	2,112.48
180 SECRETARIA DE PROMOCION, DESARROLLO SOCIAL Y DDHH								
00159 011	678,041.26	220,768.56	736,912.64	736,912.64	736,912.64	736,912.64	692,728.04	0.00
00159 012	34,908.00	78.40	49,290.86	49,290.86	28,176.56	20,823.49	20,823.49	538.74
00159 013	271,958.00	14,171.96	355,053.58	346,303.58	297,402.53	256,152.21	215,538.37	12,732.46
00159 031	762,328.00	245,724.68	1,123,625.52	1,084,409.01	963,295.72	962,595.72	951,595.72	12,977.80
00159 051	0.00	0.00	0.00	0.00	0.00	0.00	0.00	0.00
	1,747,235.26	480,743.60	2,264,882.60	2,216,916.09	2,025,787.45	1,976,484.06	1,880,685.62	26,249.00
197 Direccion de Mantenimiento de Edificios Municipale								
00160 011	2,736,501.56	567,143.95	2,181,047.29	2,181,047.29	2,181,047.29	2,181,047.29	2,057,207.50	0.00
00160 012	315,797.50	60.19	315,762.82	275,077.92	230,195.57	228,957.57	214,435.38	94.87
00160 013	455,600.00	3,428.14	677,222.75	367,406.89	339,904.84	240,439.57	227,739.57	6,949.11
00160 051	0.00	0.00	0.00	0.00	0.00	0.00	0.00	0.00
	3,507,899.06	570,511.90	3,174,032.86	2,823,532.10	2,751,147.70	2,650,444.43	2,499,382.45	7,043.98
180 SECRETARIA DE PROMOCION, DESARROLLO SOCIAL Y DDHH								
00162 031	22,600.00	2,600.00	20,000.00	20,000.00	18,500.00	18,500.00	14,000.00	0.00
	22,600.00	2,600.00	20,000.00	20,000.00	18,500.00	18,500.00	14,000.00	0.00
169 SECRETARIA DE DESARROLLO Y GESTION URBANA								
00164 052	2,750,000.00	496,000.86	1,653,999.14	1,373,363.14	674,066.88	674,066.88	674,066.88	0.00
	2,750,000.00	496,000.86	1,653,999.14	1,373,363.14	674,066.88	674,066.88	674,066.88	0.00
198 Direccion de Presupuesto								
00167 011	98,985.77	28,307.71	105,324.71	105,324.71	105,324.71	105,324.71	100,813.06	0.00

Ejecucion Presupuestaria al 31/10/2011
Unidades Credito desde 1 hasta 999999

Cuenta	Votado	Saldo	Preventivo	Definitivo	Devengado	Mand a Pagar	Pagado	Reservas
00167 012	8,182.00	3,859.75	4,322.25	4,322.25	4,322.25	4,322.25	4,322.25	0.00
00167 013	67,300.00	11,930.20	55,369.80	55,369.80	53,705.56	53,705.56	53,705.56	0.00
00167 051	0.00	0.00	0.00	0.00	0.00	0.00	0.00	0.00
	174,467.77	44,097.66	165,016.76	165,016.76	163,352.52	163,352.52	158,840.87	0.00
180 SECRETARIA DE PROMOCION, DESARROLLO SOCIAL Y DDHH								
00170 013	17,160.00	1,219.00	14,180.00	14,180.00	13,455.00	13,455.00	13,455.00	5,001.00
	17,160.00	1,219.00	14,180.00	14,180.00	13,455.00	13,455.00	13,455.00	5,001.00
201 Oficina de Sistemas de Informacion Catastral								
00172 011	1,074,769.02	247,929.10	983,638.90	983,638.90	983,638.90	983,638.90	934,842.99	0.00
00172 012	15,952.50	11,860.10	4,092.40	4,092.40	4,092.40	3,169.50	2,621.05	0.00
00172 013	3,500.00	0.00	3,500.00	3,500.00	3,226.03	3,226.03	3,226.03	0.00
00172 051	0.00	0.00	0.00	0.00	0.00	0.00	0.00	0.00
	1,094,221.52	259,789.20	991,231.30	991,231.30	990,957.33	990,034.43	940,690.07	0.00
190 SECRETARIA DE TURISMO								
00173 011	984,104.10	239,432.27	941,989.96	941,989.96	941,989.96	941,989.96	900,618.89	0.00
00173 012	7,540.00	5,831.45	6,641.05	6,641.05	6,641.05	4,684.48	4,684.48	67.50
00173 013	1,071,229.00	48,999.96	1,020,675.26	880,349.23	842,632.89	810,964.27	802,357.17	1,553.78
00173 031	0.00	0.00	0.00	0.00	0.00	0.00	0.00	0.00
00173 051	0.00	0.00	0.00	0.00	0.00	0.00	0.00	0.00
	2,062,873.10	294,263.68	1,969,306.27	1,828,980.24	1,791,263.90	1,757,638.71	1,707,660.54	1,621.28
170 Subsecretaria de Obras Publicas								
00174 011	0.00	0.00	0.00	0.00	0.00	0.00	0.00	0.00
00174 012	312.00	312.00	0.00	0.00	0.00	0.00	0.00	0.00
00174 013	0.00	0.00	0.00	0.00	0.00	0.00	0.00	0.00
	312.00	312.00	0.00	0.00	0.00	0.00	0.00	0.00
150 Direccion Delegacion Bs. As.								
00178 011	731,505.06	190,864.50	744,388.97	744,388.97	744,388.97	744,388.97	713,869.74	0.00
00178 012	8,153.50	1,305.19	6,801.41	5,931.23	5,931.23	2,482.64	2,482.64	46.90
00178 013	195,370.00	18,776.21	175,829.12	121,292.68	92,010.49	84,059.17	84,059.17	764.67
00178 051	0.00	0.00	0.00	0.00	0.00	0.00	0.00	0.00
	935,028.56	210,945.90	927,019.50	871,612.88	842,330.69	830,930.78	800,411.55	811.57
148 Subsecretaria de Gobierno								
00179 011	843,223.03	197,982.02	773,963.29	773,963.29	773,963.29	773,963.29	739,405.06	0.00
00179 012	19,458.50	925.38	18,533.12	18,533.12	8,616.33	8,616.33	8,616.33	0.00
00179 013	66,450.00	24.66	66,425.34	66,425.34	60,250.60	59,530.60	58,090.56	0.00
00179 031	0.00	0.00	0.00	0.00	0.00	0.00	0.00	0.00

Ejecucion Presupuestaria al 31/10/2011
Unidades Credito desde 1 hasta 999999

Cuenta	Votado	Saldo	Preventivo	Definitivo	Devengado	Mand a Pagar	Pagado	Reservas
	929,131.53	198,932.06	858,921.75	858,921.75	842,830.22	842,110.22	806,111.95	0.00
202 Direccion Medicina Ocup., Seg. e Hig. Lab.								
00181 011	945,268.09	315,306.85	1,116,363.83	1,116,363.83	1,116,363.83	1,116,363.83	1,046,923.25	0.00
00181 012	42,078.00	144.58	41,713.42	39,663.42	25,605.62	25,533.82	21,400.98	220.00
00181 013	307,672.00	59.59	287,612.41	287,612.41	263,761.99	247,331.18	247,331.18	0.00
00181 031	0.00	0.00	0.00	0.00	0.00	0.00	0.00	0.00
00181 051	0.00	0.00	0.00	0.00	0.00	0.00	0.00	0.00
	1,295,018.09	315,511.02	1,445,689.66	1,443,639.66	1,405,731.44	1,389,228.83	1,315,655.41	220.00
289 Oficina de Administracion de Canteras								
00189 011	240,495.71	0.00	104,619.84	104,619.84	104,619.84	104,619.84	104,619.84	0.00
00189 013	379,500.00	0.00	379,500.00	278,071.94	278,071.94	278,071.94	278,071.94	0.00
	619,995.71	0.00	484,119.84	382,691.78	382,691.78	382,691.78	382,691.78	0.00
180 SECRETARIA DE PROMOCION, DESARROLLO SOCIAL Y DDHH								
00195 013	11,137.00	4,397.00	6,740.00	6,740.00	6,740.00	6,740.00	0.00	0.00
00195 051	0.00	0.00	0.00	0.00	0.00	0.00	0.00	0.00
	11,137.00	4,397.00	6,740.00	6,740.00	6,740.00	6,740.00	0.00	0.00
299 Direccion de Deportes								
00198 011	21,231,270.58	4,897,530.19	19,293,026.12	19,293,026.12	19,293,026.12	19,293,026.12	18,251,179.35	0.00
00198 012	756,429.50	176,192.46	328,677.11	328,677.11	270,980.41	232,507.44	225,082.41	1,559.93
00198 013	5,122,987.00	51,214.83	5,371,772.17	5,344,874.17	4,474,627.44	4,302,489.81	4,045,142.87	0.00
00198 051	0.00	0.00	0.00	0.00	0.00	0.00	0.00	0.00
	27,110,687.08	5,124,937.48	24,993,475.40	24,966,577.40	24,038,633.97	23,828,023.37	22,521,404.63	1,559.93
299 Direccion de Deportes								
00199 013	67,800.00	508.51	67,291.49	67,291.49	53,533.83	53,533.83	44,684.59	0.00
00199 031	0.00	23,606.10	18,393.90	18,393.90	18,393.90	18,393.90	18,393.90	0.00
	67,800.00	24,114.61	85,685.39	85,685.39	71,927.73	71,927.73	63,078.49	0.00
180 SECRETARIA DE PROMOCION, DESARROLLO SOCIAL Y DDHH								
00203 012	6,510.00	840.00	5,670.00	5,670.00	0.00	0.00	0.00	0.00
00203 013	111,310.00	9,008.00	107,827.74	103,875.74	96,675.74	96,675.74	96,675.74	24,474.26
00203 051	0.00	0.00	0.00	0.00	0.00	0.00	0.00	0.00
	117,820.00	9,848.00	113,497.74	109,545.74	96,675.74	96,675.74	96,675.74	24,474.26
169 SECRETARIA DE DESARROLLO Y GESTION URBANA								
00208 052	15,968,662.00	583,841.68	14,784,820.32	13,644,768.51	6,403,485.19	6,403,485.19	6,403,485.19	0.00

de

Ejecucion Presupuestaria al 31/10/2011
Unidades Credito desde 1 hasta 999999

Cuenta	Votado	Saldo	Preventivo	Definitivo	Devengado	Mand a Pagar	Pagado	Reservas
	15,968,662.00	583,841.68	14,784,820.32	13,644,768.51	6,403,485.19	6,403,485.19	6,403,485.19	0.00
309 Departamento Barrios								
00210 011	644,207.59	147,126.96	578,895.49	578,895.49	578,895.49	578,895.49	541,929.82	0.00
00210 012	32,134.50	3.05	26,134.04	25,169.54	24,995.54	24,488.04	24,488.04	997.41
00210 013	64,774.00	10.16	63,437.84	53,437.84	43,184.89	40,478.91	40,478.91	1,326.00
00210 031	10,000.00	0.00	6,000.00	6,000.00	6,000.00	6,000.00	6,000.00	0.00
00210 051	0.00	0.00	0.00	0.00	0.00	0.00	0.00	0.00
	751,116.09	147,140.17	674,467.37	663,502.87	653,075.92	649,862.44	612,896.77	2,323.41
310 Departamento Centros Comunitarios								
00211 011	4,239,710.93	917,357.35	3,582,580.82	3,582,580.82	3,582,580.82	3,582,580.82	3,354,050.02	0.00
00211 012	67,312.50	871.32	66,375.33	57,268.98	41,352.00	41,352.00	23,271.20	65.85
00211 013	283,864.80	3,685.74	280,179.06	280,179.06	182,555.88	164,527.62	164,371.96	0.00
00211 051	0.00	0.00	0.00	0.00	0.00	0.00	0.00	0.00
	4,590,888.23	921,914.41	3,929,135.21	3,920,028.86	3,806,488.70	3,788,460.44	3,541,693.18	65.85
180 SECRETARIA DE PROMOCION, DESARROLLO SOCIAL Y DDHH								
00212 011	947,123.97	331,455.35	1,075,384.96	1,075,384.96	1,075,384.96	1,075,384.96	1,021,546.75	0.00
00212 012	43,200.00	326.37	40,806.34	40,806.34	40,806.34	40,206.34	39,203.14	2,067.29
00212 013	149,669.28	1,651.53	147,181.75	147,181.75	81,602.64	81,155.76	80,476.24	836.00
00212 051	0.00	0.00	0.00	0.00	0.00	0.00	0.00	0.00
	1,139,993.25	333,433.25	1,263,373.05	1,263,373.05	1,197,793.94	1,196,747.06	1,141,226.13	2,903.29
312 Direccion de Educacion								
00213 011	4,893,350.80	1,124,505.77	4,376,762.74	4,376,762.74	4,376,762.74	4,376,762.74	4,188,518.97	0.00
00213 012	116,669.50	1,751.59	114,917.91	114,917.91	104,497.06	101,600.48	49,315.18	0.00
00213 013	101,100.00	6,021.07	95,078.93	95,078.93	63,957.20	63,918.28	58,029.61	0.00
00213 031	90,000.00	0.00	89,551.08	89,551.08	54,423.68	54,423.68	45,933.58	0.00
00213 051	0.00	0.00	0.00	0.00	0.00	0.00	0.00	0.00
	5,201,120.30	1,132,278.43	4,676,310.66	4,676,310.66	4,599,640.68	4,596,705.18	4,341,797.34	0.00
314 Subsecretaria de Deportes								
00215 011	1,592,736.08	323,882.66	1,257,773.43	1,257,773.43	1,257,773.43	1,257,773.43	1,198,666.54	0.00
00215 013	6,500.00	3,983.17	2,516.83	2,516.83	1,993.48	1,993.48	1,993.48	0.00
	1,599,236.08	327,865.83	1,260,290.26	1,260,290.26	1,259,766.91	1,259,766.91	1,200,660.02	0.00
316 Programa Coordinacion Fiscal y Catastro								
00216 011	312,042.12	69,734.61	271,665.25	271,665.25	271,665.25	271,665.25	258,682.17	0.00
00216 013	29,700.00	18,324.49	11,375.51	8,576.76	6,599.30	6,599.30	6,599.30	0.00
00216 031	40,000.00	0.00	0.00	0.00	0.00	0.00	0.00	0.00
	381,742.12	88,059.10	283,040.76	280,242.01	278,264.55	278,264.55	265,281.47	0.00

Ejecucion Presupuestaria al 31/10/2011
 Unidades Credito desde 1 hasta 999999

Cuenta	Votado	Saldo	Preventivo	Definitivo	Devengado	Mand a Pagar	Pagado	Reservas
321 Direccion de Fiscalizacion y Contralor Urbano								
00218 011	1,612,713.70	473,777.73	1,778,759.78	1,778,759.78	1,778,759.78	1,778,759.78	1,694,160.79	0.00
00218 012	103,513.50	67,180.30	36,333.20	36,333.20	28,263.85	24,055.85	24,055.85	0.00
00218 013	172,204.00	59,747.94	92,456.06	92,456.06	89,223.75	88,982.51	88,982.51	0.00
00218 051	0.00	0.00	0.00	0.00	0.00	0.00	0.00	0.00
	1,888,431.20	600,705.97	1,907,549.04	1,907,549.04	1,896,247.38	1,891,798.14	1,807,199.15	0.00
175 Subsecretaria de Servicios Publicos								
00220 011	523,396.12	114,554.33	453,652.79	453,652.79	453,652.79	453,652.79	434,642.70	0.00
00220 012	28,345.00	97,605.25	1,026,035.66	949,339.39	397,522.67	386,032.67	340,874.35	0.81
00220 013	18,800.00	21,360.98	166,238.94	72,737.94	50,111.13	27,437.19	27,437.19	200.08
00220 031	0.00	10,582.43	468,417.57	233,700.24	233,700.24	233,700.24	233,700.24	0.00
	570,541.12	244,102.99	2,114,344.96	1,709,430.36	1,134,986.83	1,100,822.89	1,036,654.48	200.89
318 Subsecretaria de Seguridad Urbana								
00221 011	337,513.93	76,841.24	287,270.90	287,270.90	287,270.90	287,270.90	273,655.35	0.00
00221 012	21,371.50	7,359.50	13,996.00	13,996.00	6,991.01	6,991.01	6,991.01	16.00
00221 013	72,200.00	74.28	68,117.72	68,117.72	67,087.55	67,087.55	67,087.55	4,008.00
00221 051	0.00	0.00	0.00	0.00	0.00	0.00	0.00	0.00
	431,085.43	84,275.02	369,384.62	369,384.62	361,349.46	361,349.46	347,733.91	4,024.00
319 Direccion de Transporte								
00222 011	2,038,856.04	543,284.41	2,100,677.93	2,100,677.93	2,100,677.93	2,100,677.93	1,984,190.37	0.00
00222 012	260,448.00	382.72	226,572.33	222,572.33	123,658.94	123,587.14	123,587.14	3,492.95
00222 013	561,500.00	17,260.59	1,126,469.41	1,120,609.41	916,512.11	888,540.15	807,540.07	2,770.00
00222 031	900,000.00	247,524.55	652,475.45	652,475.45	652,475.45	581,571.35	581,571.35	0.00
00222 051	0.00	0.00	0.00	0.00	0.00	0.00	0.00	0.00
	3,760,804.04	808,452.27	4,106,195.12	4,096,335.12	3,793,324.43	3,694,376.57	3,496,888.93	6,262.95
324 Programa de Asuntos Juridicos								
00223 013	510,000.00	2,063,932.37	445,907.63	409,092.83	321,982.99	319,930.99	319,930.99	160.00
	510,000.00	2,063,932.37	445,907.63	409,092.83	321,982.99	319,930.99	319,930.99	160.00
325 Direccion de Administracion y Despacho								
00224 012	10,388.00	6,868.10	3,519.90	3,519.90	3,519.90	3,519.90	3,519.90	0.00
00224 013	38,375.00	1,662.40	36,712.60	36,712.60	13,457.74	13,457.74	8,942.14	0.00
	48,763.00	8,530.50	40,232.50	40,232.50	16,977.64	16,977.64	12,462.04	0.00
322 Direccion de Gestion Administrativa								
00227 011	547,656.20	146,498.27	524,167.66	524,167.66	524,167.66	524,167.66	500,114.06	0.00
00227 012	5,469.00	4,531.90	937.10	937.10	937.10	937.10	937.10	0.00

HC

Ejecucion Presupuestaria al 31/10/2011
Unidades Credito desde 1 hasta 999999

Cuenta	Votado	Saldo	Preventivo	Definitivo	Devengado	Mand a Pagar	Pagado	Reservas
00227 013	30,200.00	9.71	30,190.29	29,663.00	23,732.30	22,386.30	21,565.71	0.00
00227 051	0.00	0.00	0.00	0.00	0.00	0.00	0.00	0.00
	583,325.20	151,039.88	555,295.05	554,767.76	548,837.06	547,491.06	522,616.87	0.00
332 Programa Habitat y Ordenamiento Urbano								
00229 011	462,064.72	143,520.79	514,344.44	514,344.44	514,344.44	514,344.44	491,329.48	0.00
00229 012	10,659.50	29.76	10,468.23	10,468.23	10,468.23	3,872.23	3,872.23	161.51
00229 013	75,300.00	19,046.25	407,760.57	379,272.57	135,440.24	135,440.24	77,190.25	38,493.18
00229 051	0.00	0.00	0.00	0.00	0.00	0.00	0.00	0.00
	548,024.22	162,596.80	932,573.24	904,085.24	660,252.91	653,656.91	572,391.96	38,654.69
169 SECRETARIA DE DESARROLLO Y GESTION URBANA								
00232 052	300,000.00	0.00	300,000.00	300,000.00	156,652.69	156,652.69	156,652.69	0.00
	300,000.00	0.00	300,000.00	300,000.00	156,652.69	156,652.69	156,652.69	0.00
169 SECRETARIA DE DESARROLLO Y GESTION URBANA								
00233 052	14,338,036.00	0.00	5,956,646.56	5,956,646.56	2,675,770.05	2,675,770.05	2,281,510.46	0.00
	14,338,036.00	0.00	5,956,646.56	5,956,646.56	2,675,770.05	2,675,770.05	2,281,510.46	0.00
338 Direccion de Mantenimiento General								
00238 011	274,477.71	37,277.33	145,634.46	145,634.46	145,634.46	145,634.46	138,290.56	0.00
00238 012	100,748.50	6,573.41	93,726.93	53,726.93	24,691.88	24,155.40	16,706.15	448.16
00238 013	324,100.00	242.47	413,857.53	323,547.53	294,547.53	235,823.33	235,823.33	10,000.00
00238 051	0.00	0.00	0.00	0.00	0.00	0.00	0.00	0.00
	699,326.21	44,093.21	653,218.92	522,908.92	464,873.87	405,613.19	390,820.04	10,448.16
337 Programa Planificacion y Estrategia Social								
00239 011	324,802.14	93,415.32	310,716.08	310,716.08	310,716.08	310,716.08	294,639.22	0.00
00239 012	4,610.50	4,610.50	0.00	0.00	0.00	0.00	0.00	0.00
00239 013	3,000.00	3,000.00	0.00	0.00	0.00	0.00	0.00	0.00
	332,412.64	101,025.82	310,716.08	310,716.08	310,716.08	310,716.08	294,639.22	0.00
334 Programa Desarrollo y Diagramacion Artistica								
00240 011	5,986,863.35	1,483,299.72	5,935,030.46	5,935,030.46	5,935,030.46	5,935,030.46	5,616,486.88	0.00
00240 012	265,865.00	32,130.07	80,272.33	80,272.33	65,803.77	61,577.75	58,577.94	3,462.60
00240 013	401,334.00	1,140.55	549,582.45	385,282.45	314,842.78	295,884.06	294,204.05	611.00
00240 051	0.00	0.00	0.00	0.00	0.00	0.00	0.00	0.00
	6,654,062.35	1,516,570.34	6,564,885.24	6,400,585.24	6,315,677.01	6,292,492.27	5,969,268.87	4,073.60
335 Progr. Enlace Gestion y Des. Turismo Cultural								
00241 011	298,322.70	0.00	0.00	0.00	0.00	0.00	0.00	0.00

1113 - 25/33

MUNICIPALIDAD DE USHUAIA
Informe B31J

Fecha 14/12/11

Pagina 14

Ejecucion Presupuestaria al 31/10/2011
Unidades Credito desde 1 hasta 999999

Cuenta	Votado	Saldo	Preventivo	Definitivo	Devengado	Mand a Pagar	Pagado	Reservas
	298,322.70	0.00	0.00	0.00	0.00	0.00	0.00	0.00
311 Subsecretaria de Cultura y Educacion								
00242 011	1,616,649.32	440,612.22	1,632,524.89	1,632,524.89	1,632,524.89	1,632,524.89	1,552,051.04	0.00
00242 012	77,850.00	503.92	127,073.28	127,073.28	65,070.35	52,975.53	39,683.00	272.80
00242 013	777,397.00	30,710.97	1,196,686.03	949,926.99	812,139.19	756,583.09	709,991.20	0.00
00242 051	0.00	0.00	0.00	0.00	0.00	0.00	0.00	0.00
	2,471,896.32	471,827.11	2,956,284.20	2,709,525.16	2,509,734.43	2,442,083.51	2,301,725.24	272.80
330 Oficina de Derechos Humanos								
00243 011	265,175.82	0.00	0.00	0.00	0.00	0.00	0.00	0.00
00243 012	2,864.50	0.00	0.00	0.00	0.00	0.00	0.00	0.00
00243 013	7,200.00	600.00	3,800.00	3,800.00	2,068.74	2,068.74	2,068.74	0.00
00243 051	0.00	0.00	0.00	0.00	0.00	0.00	0.00	0.00
	275,240.32	600.00	3,800.00	3,800.00	2,068.74	2,068.74	2,068.74	0.00
328 Programa Gestion Adm. y Atencion Vecino								
00245 011	427,857.04	103,323.92	369,669.10	369,669.10	369,669.10	369,669.10	353,301.07	0.00
00245 012	30,868.00	0.00	30,685.52	30,685.52	15,890.90	15,890.90	15,890.90	182.48
00245 013	20,500.00	597.00	19,903.00	19,903.00	19,013.52	19,013.52	19,013.52	0.00
00245 051	0.00	0.00	0.00	0.00	0.00	0.00	0.00	0.00
	479,225.04	103,920.92	420,257.62	420,257.62	404,573.52	404,573.52	388,205.49	182.48
329 Oficina de Atencion al Vecino								
00246 011	265,175.82	59,737.99	232,494.16	232,494.16	232,494.16	232,494.16	223,026.79	0.00
00246 013	2,200.00	0.00	2,200.00	2,200.00	2,104.11	2,104.11	2,104.11	0.00
	267,375.82	59,737.99	234,694.16	234,694.16	234,598.27	234,598.27	225,130.90	0.00
194 SINDICATURA GENERAL								
00247 011	1,159,080.00	0.00	0.00	0.00	0.00	0.00	0.00	0.00
	1,159,080.00	0.00	0.00	0.00	0.00	0.00	0.00	0.00
333 Programa Fiscalizacion y Contralor Urbano								
00248 011	304,462.86	76,431.17	259,759.69	259,759.69	259,759.69	259,759.69	250,017.19	0.00
00248 012	21,061.50	8,299.95	12,761.55	12,761.55	12,500.55	12,372.35	12,372.35	0.00
00248 013	5,412,000.00	882,244.15	5,987,953.23	5,930,754.95	5,672,298.62	5,627,209.18	5,573,094.24	1,086,002.12
00248 051	0.00	0.00	0.00	0.00	0.00	0.00	0.00	0.00
	5,737,524.36	966,975.27	6,260,474.47	6,203,276.19	5,944,558.86	5,899,341.22	5,835,483.78	1,086,002.12
331 Programa de Funcionalidad Urbana								
00251 011	311,946.18	69,674.61	273,071.25	273,071.25	273,071.25	273,071.25	262,101.36	0.00

Ejecucion Presupuestaria al 31/10/2011
Unidades Credito desde 1 hasta 999999

Cuenta	Votado	Saldo	Preventivo	Definitivo	Devengado	Mand a Pagar	Pagado	Reservas
00251 012	16,621.60	242.00	16,229.76	16,229.76	3,572.69	3,572.69	3,572.69	149.84
00251 013	7,101,000.00	7,119.77	7,239,340.45	7,123,990.28	5,616,352.82	5,413,111.51	5,317,079.45	6,539.78
	7,429,567.78	77,036.38	7,528,641.46	7,413,291.29	5,892,996.76	5,689,755.45	5,582,753.50	6,689.62
129 INTENDENCIA								
00256 012	25,000.00	5,771.37	19,210.90	19,210.90	19,210.90	19,210.90	19,210.90	17.73
00256 013	296,000.00	73,145.75	437,854.25	329,871.17	221,031.17	221,031.17	221,031.17	0.00
	321,000.00	78,917.12	457,065.15	349,082.07	240,242.07	240,242.07	240,242.07	17.73
169 SECRETARIA DE DESARROLLO Y GESTION URBANA								
00258 052	2,300,000.00	0.00	1,055,497.26	716,516.26	363,838.10	363,838.10	363,838.10	1,453,945.74
	2,300,000.00	0.00	1,055,497.26	716,516.26	363,838.10	363,838.10	363,838.10	1,453,945.74
340 Direccion Pedagogica y de Elencos								
00259 011	0.00	0.00	0.00	0.00	0.00	0.00	0.00	0.00
	0.00	0.00	0.00	0.00	0.00	0.00	0.00	0.00
311 Subsecretaria de Cultura y Educacion								
00260 013	22,600.00	261.43	22,338.57	338.57	338.57	338.57	338.57	0.00
	22,600.00	261.43	22,338.57	338.57	338.57	338.57	338.57	0.00
169 SECRETARIA DE DESARROLLO Y GESTION URBANA								
00261 013	0.00	0.00	112,395.00	112,395.00	112,395.00	112,395.00	112,395.00	177,421.00
00261 031	0.00	0.00	101,727.29	44,727.29	0.00	0.00	0.00	198,272.71
	0.00	0.00	214,122.29	157,122.29	112,395.00	112,395.00	112,395.00	375,693.71
341 Coordinacion de Obras y Servicios Publicos								
00263 011	374,309.65	111,769.08	447,011.98	447,011.98	447,011.98	447,011.98	427,611.31	0.00
00263 012	297.00	66.60	230.40	230.40	230.40	230.40	230.40	0.00
00263 013	12,100.00	101.83	11,998.17	11,998.17	10,778.55	10,778.55	10,778.55	0.00
	386,706.65	111,937.51	459,240.55	459,240.55	458,020.93	458,020.93	438,620.26	0.00
346 Direccion de Relac. Vecinales y Asist. Juridica								
00264 011	405,719.34	162,168.32	406,823.53	406,823.53	406,823.53	406,823.53	392,613.98	0.00
00264 013	93,800.00	8,400.00	85,400.00	85,400.00	71,425.27	65,425.27	65,425.27	0.00
	499,519.34	170,568.32	492,223.53	492,223.53	478,248.80	472,248.80	458,039.25	0.00
343 Programa de Informacion Tecnologica y Comunicacion								
00265 011	298,322.70	67,189.61	261,487.25	261,487.25	261,487.25	261,487.25	250,769.84	0.00
00265 012	114.00	114.00	0.00	0.00	0.00	0.00	0.00	0.00

Ejecucion Presupuestaria al 31/10/2011
Unidades Credito desde 1 hasta 999999

Cuenta	Votado	Saldo	Preventivo	Definitivo	Devengado	Mand a Pagar	Pagado	Reservas
00265 013	1,500.00	0.00	1,500.00	1,500.00	1,498.34	1,498.34	1,498.34	0.00
	299,936.70	67,303.61	262,987.25	262,987.25	262,985.59	262,985.59	252,268.18	0.00
160 SECRETARIA DE HACIENDA Y FINANZAS								
00266 013	1,910,000.00	0.00	1,910,000.00	1,910,000.00	1,765,487.86	0.00	0.00	0.00
	1,910,000.00	0.00	1,910,000.00	1,910,000.00	1,765,487.86	0.00	0.00	0.00
180 SECRETARIA DE PROMOCION, DESARROLLO SOCIAL Y DDHH								
00268 011	212,966.39	42,422.11	190,760.63	190,760.63	190,760.63	190,760.63	181,690.80	0.00
00268 012	5,561.90	5,561.90	0.00	0.00	0.00	0.00	0.00	0.00
00268 013	17,500.00	0.00	17,150.00	17,150.00	16,008.04	16,008.04	15,196.04	350.00
00268 051	0.00	0.00	0.00	0.00	0.00	0.00	0.00	0.00
	236,028.29	47,984.01	207,910.63	207,910.63	206,768.67	206,768.67	196,886.84	350.00
169 SECRETARIA DE DESARROLLO Y GESTION URBANA								
00271 012	0.00	0.00	0.00	0.00	0.00	0.00	0.00	0.00
00271 013	0.00	0.00	49,950.00	0.00	0.00	0.00	0.00	0.00
00271 051	0.00	1,379,370.00	394,290.00	394,290.00	394,290.00	394,290.00	394,290.00	0.00
00271 052	12,000,000.00	905,826.45	13,094,173.55	12,294,173.55	11,063,906.69	11,063,906.69	11,063,906.69	0.00
	12,000,000.00	2,285,196.45	13,538,413.55	12,688,463.55	11,458,196.69	11,458,196.69	11,458,196.69	0.00
169 SECRETARIA DE DESARROLLO Y GESTION URBANA								
00274 052	2,332,934.04	2,332,934.04	0.00	0.00	0.00	0.00	0.00	0.00
	2,332,934.04	2,332,934.04	0.00	0.00	0.00	0.00	0.00	0.00
169 SECRETARIA DE DESARROLLO Y GESTION URBANA								
00275 052	1,781,308.46	1,781,308.46	0.00	0.00	0.00	0.00	0.00	0.00
	1,781,308.46	1,781,308.46	0.00	0.00	0.00	0.00	0.00	0.00
169 SECRETARIA DE DESARROLLO Y GESTION URBANA								
00276 052	3,608,861.11	3,608,861.11	0.00	0.00	0.00	0.00	0.00	0.00
	3,608,861.11	3,608,861.11	0.00	0.00	0.00	0.00	0.00	0.00
169 SECRETARIA DE DESARROLLO Y GESTION URBANA								
00277 052	2,247,485.86	3,550.56	2,243,935.30	2,243,935.30	1,437,511.78	1,437,511.78	1,214,610.33	1,210,652.00
	2,247,485.86	3,550.56	2,243,935.30	2,243,935.30	1,437,511.78	1,437,511.78	1,214,610.33	1,210,652.00
169 SECRETARIA DE DESARROLLO Y GESTION URBANA								
00278 052	420,000.00	420,000.00	0.00	0.00	0.00	0.00	0.00	0.00

Ejecucion Presupuestaria al 31/10/2011
Unidades Credito desde 1 hasta 999999

Cuenta	Votado	Saldo	Preventivo	Definitivo	Devengado	Mand a Pagar	Pagado	Reservas
	420,000.00	420,000.00	0.00	0.00	0.00	0.00	0.00	0.00
148 Subsecretaria de Gobierno								
00280 012	0.00	0.00	0.00	0.00	0.00	0.00	0.00	0.00
00280 051	120,000.00	104,675.80	15,324.20	15,324.20	15,324.20	15,324.20	14,004.20	0.00
00280 052	0.00	0.00	0.00	0.00	0.00	0.00	0.00	0.00
	120,000.00	104,675.80	15,324.20	15,324.20	15,324.20	15,324.20	14,004.20	0.00
348 Programa de Coordinacion Presupuestaria, C. y C.								
00281 011	298,322.70	67,487.63	268,839.51	268,839.51	268,839.51	268,839.51	256,912.13	0.00
00281 012	617.00	617.00	0.00	0.00	0.00	0.00	0.00	0.00
00281 013	0.00	0.00	0.00	0.00	0.00	0.00	0.00	0.00
00281 051	0.00	0.00	0.00	0.00	0.00	0.00	0.00	0.00
	298,939.70	68,104.63	268,839.51	268,839.51	268,839.51	268,839.51	256,912.13	0.00
347 Direccion de Gestion Institucional								
00282 011	3,193,381.04	852,717.74	3,500,405.73	3,500,405.73	3,500,405.73	3,500,405.73	3,322,877.58	0.00
00282 012	48,979.50	23,468.33	25,300.52	24,136.24	16,103.23	12,484.86	12,484.86	210.65
00282 013	844,128.27	226,815.13	617,313.14	617,313.14	335,174.09	327,929.78	316,956.73	0.00
00282 031	61,400.00	0.00	0.00	0.00	0.00	0.00	0.00	0.00
00282 051	0.00	0.00	0.00	0.00	0.00	0.00	0.00	0.00
	4,147,888.81	1,103,001.20	4,143,019.39	4,141,855.11	3,851,683.05	3,840,820.37	3,652,319.17	210.65
349 Oficina Enlace Interno Gestion de Compras								
00283 011	271,220.04	75,331.72	223,733.43	223,733.43	223,733.43	223,733.43	221,818.13	0.00
00283 012	1,123.50	623.50	441.09	441.09	441.09	441.09	441.09	58.91
00283 013	2,500.00	0.00	2,500.00	2,500.00	2,175.72	2,175.72	2,175.72	0.00
	274,843.54	75,955.22	226,674.52	226,674.52	226,350.24	226,350.24	224,434.94	58.91
350 Programa Op. Desarrollo Deportivo Mcipal.								
00284 011	311,850.24	69,704.61	273,853.25	273,853.25	273,853.25	273,853.25	261,581.38	0.00
00284 013	6,600.00	0.00	6,600.00	6,600.00	5,442.51	5,442.51	5,442.51	0.00
	318,450.24	69,704.61	280,453.25	280,453.25	279,295.76	279,295.76	267,023.89	0.00
351 Oficina Gestion y Promocion p/ Deporte								
00285 011	215,455.37	51,270.43	186,294.63	186,294.63	186,294.63	186,294.63	170,794.97	0.00
	215,455.37	51,270.43	186,294.63	186,294.63	186,294.63	186,294.63	170,794.97	0.00
352 Programa de Patrimonio Historico Cultural								
00286 011	1,765,840.96	348,932.33	1,487,872.54	1,487,872.54	1,487,872.54	1,487,872.54	1,420,355.21	0.00
00286 012	22,928.50	821.44	21,927.06	21,927.06	21,923.06	17,281.21	17,281.21	180.00
00286 013	238,500.00	31.86	238,136.14	236,835.34	159,358.53	141,280.65	139,104.21	332.00

Ejecucion Presupuestaria al 31/10/2011
Unidades Credito desde 1 hasta 999999

Cuenta	Votado	Saldo	Preventivo	Definitivo	Devengado	Mand a Pagar	Pagado	Reservas
00286 031	10,000.00	0.00	9,600.00	6,400.00	4,800.00	4,800.00	4,800.00	0.00
00286 051	0.00	0.00	0.00	0.00	0.00	0.00	0.00	0.00
	2,037,269.46	349,785.63	1,757,535.74	1,753,034.94	1,673,954.13	1,651,234.40	1,581,540.63	512.00
148 Subsecretaria de Gobierno								
00287 012	125,580.00	41,495.00	34,085.00	19,993.00	965.25	965.25	965.25	0.00
00287 013	1,130,500.00	2,953.95	427,546.05	396,638.05	264,720.00	248,220.00	248,220.00	0.00
	1,256,080.00	44,448.95	461,631.05	416,631.05	265,685.25	249,185.25	249,185.25	0.00
353 Of. Presrv. Esp. Pub. y T.F.								
00288 011	280,744.75	75,976.81	131,571.11	131,571.11	131,571.11	131,571.11	131,258.93	0.00
00288 012	8,966.00	326.00	8,640.00	8,640.00	848.53	848.53	848.53	0.00
00288 013	361,000.00	112,980.00	188,020.00	188,020.00	188,020.00	188,020.00	188,020.00	0.00
	650,710.75	189,282.81	328,231.11	328,231.11	320,439.64	320,439.64	320,127.46	0.00
354 Direccion de Higiene Urbana								
00289 011	1,375,080.59	327,833.37	1,534,991.50	1,534,991.50	1,534,991.50	1,534,991.50	1,455,108.17	0.00
00289 012	134,838.00	0.00	134,826.81	134,826.81	70,444.08	67,066.97	67,066.97	11.19
00289 013	23,542,626.42	34,788.57	29,406,193.88	29,182,833.88	22,109,757.37	21,619,255.31	21,619,138.02	60,596.92
00289 031	0.00	0.00	42,000.00	0.00	0.00	0.00	0.00	0.00
00289 051	0.00	0.00	0.00	0.00	0.00	0.00	0.00	0.00
	25,052,545.01	362,621.94	31,118,012.19	30,852,652.19	23,715,192.95	23,221,313.78	23,141,313.16	60,608.11
355 Progr. Asist. y Seg. Gestion Administrativa								
00290 011	298,322.70	67,189.61	261,487.25	261,487.25	261,487.25	261,487.25	250,710.22	0.00
00290 012	1,703.00	1,703.00	0.00	0.00	0.00	0.00	0.00	0.00
00290 013	1,000.00	0.00	1,000.00	1,000.00	1,000.00	1,000.00	1,000.00	0.00
00290 051	0.00	0.00	0.00	0.00	0.00	0.00	0.00	0.00
	301,025.70	68,892.61	262,487.25	262,487.25	262,487.25	262,487.25	251,710.22	0.00
356 Direccion de Administracion S.D. y G.U.								
00291 011	1,833,368.03	453,062.69	1,977,375.28	1,977,375.28	1,977,375.28	1,977,375.28	1,878,313.39	0.00
00291 012	22,131.50	7,342.67	14,749.68	14,749.68	14,401.68	14,329.88	14,329.88	39.15
00291 013	102,974.00	6,366.40	96,607.60	96,607.60	78,596.83	78,050.46	62,931.00	0.00
00291 051	0.00	0.00	0.00	0.00	0.00	0.00	0.00	0.00
	1,958,473.53	466,771.76	2,088,732.56	2,088,732.56	2,070,373.79	2,069,755.62	1,955,574.27	39.15
326 Delegacion Bs. As.								
00292 011	805,954.89	182,982.06	714,085.06	714,085.06	714,085.06	714,085.06	684,347.99	0.00
00292 012	3,318.50	3,318.50	0.00	0.00	0.00	0.00	0.00	0.00
00292 013	6,200.00	4,800.00	1,400.00	1,400.00	1,383.93	1,383.93	1,383.93	0.00
00292 051	0.00	0.00	0.00	0.00	0.00	0.00	0.00	0.00

Ejecucion Presupuestaria al 31/10/2011
Unidades Credito desde 1 hasta 999999

Cuenta	Votado	Saldo	Preventivo	Definitivo	Devengado	Mand a Pagar	Pagado	Reservas
	815,473.39	191,100.56	715,485.06	715,485.06	715,468.99	715,468.99	685,731.92	0.00
357 Of. Enlace Administrativo-Operativo								
00293 011	229,078.85	51,105.56	201,454.50	201,454.50	201,454.50	201,454.50	193,176.51	0.00
	229,078.85	51,105.56	201,454.50	201,454.50	201,454.50	201,454.50	193,176.51	0.00
358 Of. de Coordinacion Operativa								
00294 011	216,894.47	48,785.56	189,994.50	189,994.50	189,994.50	189,994.50	182,301.99	0.00
	216,894.47	48,785.56	189,994.50	189,994.50	189,994.50	189,994.50	182,301.99	0.00
359 Dir. Compras, Contratac. y Gtion. Programas								
00295 011	1,055,602.73	0.00	487,193.50	487,193.50	487,193.50	487,193.50	487,193.50	0.00
00295 012	18,022.00	0.00	16,638.00	16,638.00	3,826.40	3,826.40	3,826.40	0.00
00295 013	40,800.00	0.00	28,326.28	28,326.28	23,536.28	23,536.28	20,366.40	0.00
	1,114,424.73	0.00	532,157.78	532,157.78	514,556.18	514,556.18	511,386.30	0.00
360 Direccion de Gestion Cultural y Artistica								
00296 011	2,460,909.36	493,621.77	1,891,580.77	1,891,580.77	1,891,580.77	1,891,580.77	1,795,811.18	0.00
00296 012	114,012.00	29,933.58	13,721.98	13,721.98	13,619.90	13,619.90	13,619.90	356.44
00296 013	790,590.00	49.82	860,399.27	738,799.27	576,670.16	565,462.70	562,793.17	140.91
00296 051	0.00	0.00	0.00	0.00	0.00	0.00	0.00	0.00
	3,365,511.36	523,605.17	2,765,702.02	2,644,102.02	2,481,870.83	2,470,663.37	2,372,224.25	497.35
169 SECRETARIA DE DESARROLLO Y GESTION URBANA								
00297 052	2,000,000.00	2,000,000.00	0.00	0.00	0.00	0.00	0.00	0.00
	2,000,000.00	2,000,000.00	0.00	0.00	0.00	0.00	0.00	0.00
169 SECRETARIA DE DESARROLLO Y GESTION URBANA								
00298 052	0.00	0.00	0.00	0.00	0.00	0.00	0.00	0.00
	0.00	0.00	0.00	0.00	0.00	0.00	0.00	0.00
361 Oficina de Promocion Comunitaria								
00301 012	0.00	2,158.37	706.13	706.13	706.13	706.13	706.13	0.00
00301 013	0.00	2,800.00	0.00	0.00	0.00	0.00	0.00	0.00
	0.00	4,958.37	706.13	706.13	706.13	706.13	706.13	0.00
311 Subsecretaria de Cultura y Educacion								
00302 051	0.00	5,000.00	0.00	0.00	0.00	0.00	0.00	0.00
	0.00	5,000.00	0.00	0.00	0.00	0.00	0.00	0.00

AC

Ejecución Presupuestaria al 31/10/2011
Unidades Credito desde 1 hasta 999999

Cuenta	Votado	Saldo	Preventivo	Definitivo	Devengado	Mand a Pagar	Pagado	Reservas
160 SECRETARIA DE HACIENDA Y FINANZAS								
00303 051	0.00	0.00	676,390.00	676,390.00	676,390.00	676,390.00	676,390.00	0.00
	0.00	0.00	676,390.00	676,390.00	676,390.00	676,390.00	676,390.00	0.00
311 Subsecretaria de Cultura y Educacion								
00304 013	0.00	34,959.51	3,440.49	3,440.49	3,440.49	3,382.85	3,382.85	0.00
00304 031	0.00	4,689.80	4,910.20	4,910.20	4,910.20	4,910.20	0.00	0.00
	0.00	39,649.31	8,350.69	8,350.69	8,350.69	8,293.05	3,382.85	0.00
169 SECRETARIA DE DESARROLLO Y GESTION URBANA								
00306 052	0.00	2,000,000.00	0.00	0.00	0.00	0.00	0.00	0.00
	0.00	2,000,000.00	0.00	0.00	0.00	0.00	0.00	0.00
169 SECRETARIA DE DESARROLLO Y GESTION URBANA								
00307 052	0.00	8,700,000.00	0.00	0.00	0.00	0.00	0.00	0.00
	0.00	8,700,000.00	0.00	0.00	0.00	0.00	0.00	0.00
314 Subsecretaria de Deportes								
00308 012	0.00	45,000.00	0.00	0.00	0.00	0.00	0.00	0.00
00308 013	0.00	95,867.29	0.00	0.00	0.00	0.00	0.00	9,132.71
	0.00	140,867.29	0.00	0.00	0.00	0.00	0.00	9,132.71
169 SECRETARIA DE DESARROLLO Y GESTION URBANA								
00309 013	0.00	26,400.00	511,725.00	58,500.00	58,500.00	58,500.00	58,500.00	961,875.00
00309 052	0.00	328,324.00	0.00	0.00	0.00	0.00	0.00	0.00
	0.00	354,724.00	511,725.00	58,500.00	58,500.00	58,500.00	58,500.00	961,875.00
363 Direccion de Programas, Convenios y Proyectos Especi								
00310 011	0.00	209,725.12	241,988.89	241,988.89	241,988.89	241,988.89	201,388.70	0.00
00310 012	0.00	27.77	770.00	770.00	770.00	770.00	770.00	0.00
00310 013	0.00	3,000.00	0.00	0.00	0.00	0.00	0.00	0.00
	0.00	212,752.89	242,758.89	242,758.89	242,758.89	242,758.89	202,158.70	0.00
99998 210	0.00	0.00	0.00	0.00	0.00	0.00	0.00	0.00
99998 220	0.00	0.00	0.00	0.00	0.00	0.00	0.00	0.00
99998 230	0.00	0.00	0.00	0.00	0.00	0.00	0.00	0.00
99998 240	0.00	0.00	0.00	0.00	0.00	0.00	0.00	0.00
	0.00	0.00	0.00	0.00	0.00	0.00	0.00	0.00

RESUMEN DE INGRESOS A CONTABILIZAR
 Fechas : 01/01/2011 - 31/10/2011
 Servicios: ABCDIX

 Detalle Importe

RESUMEN CUENTAS CONTABLES

Ejercicio: 2011

8 2 1 01 0001	Impuesto Automotor	16,910,132.87
8 2 1 01 0002	Impuesto Inmobiliario	7,915,482.32
8 2 1 01 0003	Tasa Gral. Servicios Municipales	3,328,565.88
8 2 1 01 0004	Habilitación Comercial	171,219.64
8 2 1 01 0005	Multas por Infracciones	1,812,036.49
8 2 1 01 0006	Tasa Actividad Comercio e Industria	6,598,483.91
8 2 1 01 0007	Derecho Venta Ambulantes	1,630.00
8 2 1 01 0008	Publicidad y Propaganda	150,502.39
8 2 1 01 0009	Estacionamiento Medido	27,650.24
8 2 1 01 0010	Ingresos Varios	512,266.45
8 2 1 01 0012	Redes de Gas	3,450.70
8 2 1 01 0014	Servicio Inspección Veterinaria	70,697.05
8 2 1 01 0015	Derechos de Oficina	525,892.44
8 2 1 01 0016	Derecho Ocupación y Uso Público	51,329.88
8 2 1 01 0017	Derechos Espectáculos Públicos	6,450.00
8 2 1 01 0018	Permiso U. y S. Matadero	218,151.22
8 2 1 01 0019	Derechos de Construcción	368,750.86
8 2 1 01 0020	Tasa Servicios Esp. Limpieza e Higiene	1,416,801.29
8 2 1 01 0023	Derechos Cementerio	169,873.51
8 2 1 01 0024	Contribución por Mejoras	264,822.21
8 2 1 01 0028	Contribución por Mejoras Centro	7,535.99
8 2 1 01 0029	Contribución por Mejoras Este	26,347.56
8 2 1 01 0030	Contribución por Mejoras Oeste	48,252.87
8 2 1 01 0034	Intereses de Financiacion	1,894,221.84
8 2 1 01 0041	Derecho de Minas y Canteras	4,767.00
8 2 1 01 0042	Contr.Mejoras Pav. B°Los Calaf. y T Bridge	98,413.59
8 2 1 01 0043	Contr.Mejoras Pav. B°El Libert. y 12 Octub	100,296.12
8 2 1 01 0044	Contr.Mejoras Pav. B°IPV 2da. Etapa	108,535.92
8 2 1 01 0053	Otros Intereses	881,695.05
8 2 1 01 0056	Uso de Calesita y Juegos Mecánicos	48,012.00
8 2 1 02 0001	Arancel Deportes Varios	71,846.04
8 2 1 02 0002	Arancel Uso Natatorio	46,321.01
8 2 1 02 0005	Canon p/Usa Albergue M.U.	675.00
8 2 1 02 0006	Convenio Alumbrado Público	2,053,509.44
8 2 1 02 0007	Convenio Revisión Técnica Obligatoria	27,819.88
8 2 1 02 0008	Recupero Ordenanza 2243	269,515.81
8 2 1 02 0012	Fondo Voluntario Infraestructura Escolar	643.88
8 2 1 02 0021	Fondo Promocion del Deporte	4,800.00
8 2 1 03 0002 0001	Venta de Terrenos Fiscales	453,508.43
8 2 1 03 0002 0008	Gestion y Venta de Tierras Fiscales	4,644,961.66
8 2 1 03 0002 0009	Subasta Pública de Tierras Fiscales	12,714,204.00
8 2 2 01	Coparticipación	152,578,816.64
8 2 2 10	Fondo Federal Solidario - Dto Nac.206/09	7,634,067.46
8 2 2 11	Coparticipacion- Fondo Fiduciario	3,015,019.54
8 3 1 01 0013	Plan Integral para la Promocion del Empleo	20,400.00
8 3 1 01 0015	Aportes para el Festival Internac.de la Mu	416,080.00

[Firma]
 C.P. STELLA MARIS CAMPOS
 Sub Contadora General
 Comuna de Ushuaia

RESUMEN DE INGRESOS A CONTABILIZAR
Fechas : 01/01/2011 - 31/10/2011
Servicios: ABCDIX

Detalle		Importe
8 3 1 01 0025	Conv.Urbanización los Alakalufes II	1,254,926.71
8 3 1 01 0036	Aporte Obra Colegio del Sur	731,016.28
	Total Cuentas	229,680,399.07

TARIFAS SIN CONTABILIZAR

Total Tarifas 0.00
Total General 229,680,399.07



C.P. STELLA MARIS CAMPOS
Sub Contadora General